

**Report on
General Elections to
Tamil Nadu Legislative Assembly 2011**

Narrative Report

Office of Chief Electoral Officer, Tamil Nadu

Preface

This report attempts to give a snap-shot view into the processes which went into conduct of General Elections to Tamil Nadu Legislative Assembly, 2011 in April-May 2011. It is expected that it would not only be useful as a reference material for the 2011 Elections, but also act as a useful guide to the electoral machinery in conduct of future elections. While the Narrative Report tries to give the qualitative flavour of the processes involved, suitable statistical data has also been included for greater understanding of the quantitative aspects. I hope this Report, while slightly delayed, goes far in satisfying the objectives for which it is being published.

Chennai – 600 009
November, 2012.

Praveen Kumar, IAS.,
Chief Electoral Officer
Tamil Nadu

Table of Contents

Chapter No.	Subject	Page No
1.	Introduction	1 - 3
2.	Electoral Rolls	5 - 12
3.	Polling Stations	13 - 18
4.	Election Machinery	19 - 33
5.	Electronic Voting Machines	35 - 41
6.	Training of Polling Personnel	43 - 49
7.	Model Code of Conduct	51 - 54
8.	Cases filed in High Court	55
9.	Systematic Voters Education and Electoral Participation (SVEEP)	57 - 72
10.	Nomination, Scrutiny and Allotment of Symbols	73 - 76
11.	Postal Ballot Papers	77 - 80
12.	Election Materials	81 - 86
13.	Expenditure Monitoring and Accounts	87 - 100
14.	Law and Order and Bandobust Plan	101 - 112
15.	Media	113 - 119
16.	Communication Plan	121 - 124
17.	Complaint Cell and Control Room	125 - 126
18.	Election Observers and Micro Observers	127 - 129
19.	The Poll	131 - 139
20.	Counting of Votes and Declaration of Results	141 - 146
21.	Use of Technology	147 - 149
22.	Expenditure on Elections	151 - 152
23.	Innovation and Highlights	153 - 160
24.	Feedback and Commendation	161 - 166
25.	Conclusion	167 - 172

List of Annexure in Appendix

Annexure No.	Subject	Page No.
Chapter – II		
2.1	Constituency-wise Information on Inclusions and Deletions in Current Electoral Roll (GETNLA 2011) over Previous Roll (Format 4B)	174 - 195
2.2	Booth Level Officers	196
2.3	Status of Booth Level Agents Deployed by Political Parties	197
2.4	Constituency wise elector information (Gender Ratio) - (GETNLA 2011) (Format 1B)	198-211
2.5	Constituency wise Elector information (Elector-Population ratio) - GETNLA 2011 (Format 2B)	212-225
2.6	District Age-Cohort Wise Elector Information (Format 3A)	226-247
2.7	Constituency wise Information on EPIC & Photo Coverage in Current Rolls (GETNLA 2011) (Format 5B)	248-261
2.8	Photo Coverage in Current Rolls (GETNLA 2011) (Format 5C)	262-275
2.9	EPIC Coverage in Current Rolls (GETNLA 2011) (Format 5D)	276 – 289
2.10	Information on Service Voters (GETNLA 2011) (Format 7)	290 – 309
2.11	Distribution of Voters Slip - TNLA 2011	310
Chapter – III		
3.1	No. of Polling Stations as on 26.03.2011 (GETNLA 2011)	311 – 321
3.2	Polling Station Locations (PSL) Details - (GETNLA 2011) (Format 6)	322-339
3.3	Details of Zones formed for TNLA-2011	340
3.4	Zonal Plans Samples of Tiruppur North, Dharmapuri and Pudukkottai Assembly Constituencies	341 -346
3.5	Vulnerability Mapping (GETNLA 2011)	347

Annexure No.	Subject	Page No.
Chapter – IV		
4.1	List of District Election Officers and Returning Officers of Assembly Constituencies (GETNLA 2011)	348 – 358
4.2	Personnel deployed during polls	359
4.3	Total No. of Zonal Officers deployed for TNLA-2011	360
4.4	Deployment of Counting Personnel for TNLA-2011	361
Chapter – V		
5.1	Availability of EVMs in the Districts after transfer from UP and Gujarat	362
5.2	First Level Checking	363
5.3	Deployment of EVM and Malfunctioning of EVM (GETNLA 2011)	364
Chapter – VI		
6.1	List of Training Materials	365 – 366
6.2	Training of Nodal Officers and Master Trainers Training Programme for Nodal Cells 4,5,6,7,8 and 9 (GETNLA 2011)	367 – 368
6.3	Training Plan for District and RO Level Trainings	369
Chapter – VII		
7.1	Model Code of Conduct Violations during the General Elections to TNLA, 2011	370
7.2	Action Taken Report on FIR Filed (District Wise)	371
Chapter – VIII		
8.1	Cases filed in High Court	372 - 378
Chapter – X		
10.1	Details of Nomination Filed (District wise) (GETNLA 2011)	379
10.2	Details of Nomination Filed (Party wise) (GETNLA 2011)	380

Annexure No.	Subject	Page No.
Chapter – XI		
11.1	District wise details of Service Voters and Preventive Detainee	381
11.2	Distribution of Postal Ballot Papers to Polling Personnel and Police Personnel	382
Chapter – XII		
12.1	List of Stationery Materials Supplied by the Commissioner of Stationery Printing to the DEOs and ROs	383
12.2	Colour Coding of Forms	384
Chapter – XIII		
13.1	List of cases referred for Violations and Notices issued	385
13.2	Details of Expenditure Monitoring Teams	386
13.3	Seizure Report of Cash and Non-Cash Items for the period from 02.03.2011 to 13.04.2011 (GETNLA 2011)	387 - 389
13.4	List of Star Campaigners – Party wise break up	390
13.5	Submission of Election Expenditure by Contesting Candidates	391
Chapter – XV		
15.1	Political Party wise Certificates issued by the Media Certification and Monitoring Committee (MCMC)	392 - 393
Chapter – XVII		
17.1	Control Room Telephone Numbers – District wise	394
17.2	Summary of Complaints Received and Action Taken – District wise	395

Annexure No.	Subject	Page No.
Chapter – XVIII		
18.1	Deployment of General Observers	396 - 402
18.2	Deployment of Police Observers	403
18.3	Deployment of Expenditure Observers	404 – 410
18.4	Deployment of Counting Observers	411 - 417
18.5	Deployment of Micro Observers	418
Chapter – XIX		
19.1	Poll Percentage – Assembly Constituency wise (GETNLA 2011)	419 - 431
Chapter – XX		
20.1	Location of Counting Centres (GETNLA 2011)	432 - 440
20.2	Details of Assembly Constituencies regarding which declaration of Results was delayed due to technical malfunction / Non-Pressing of Closure Button in one/few Polling Stations (GETNLA 2011)	441
20.3	Winner and Runner Details (GETNLA 2011)	442 – 455
20.4	Party wise Performance (GETNLA 2011)	456
20.5	No. of Candidates whose deposits were forfeited (GETNLA 2011)	457 - 465
Chapter – XXI		
21.1	Statement on Online and Offline Polling Stations in Districts	466
Chapter – XXII		
22.1	Break up details of election expenditure on some critical activities	467

Abbreviations

AC	Assembly Constituency
Addl.CEO	Additional Chief Electoral Officer
Addl.DGP	Additional Director General of Police
ADSP	Additional Deputy Superintendent of Police
AERO	Assistant Electoral Registration Officer
AIG	Assistant Inspector General of Police
AIR	All India Radio
AR	Armed Reserve
ATR	Action Taken Report
AV	Audio Video Media
BEL	Bharat Electronics Limited
BLA	Booth Level Agent
BLO	Booth Level Officer
BSF	Border Security Force
BSNL	Bharat Sanchar Nigam Limited
BU	Ballot Unit
C.B.I	Central Bureau of Investigation
CAPF	Central Armed Police Force
CD	Compact Disc
CEC	Chief Election Commissioner
CEO	Chief Electoral Officer
CPF	Central Police Force
CPMF	Central Para Military Force
CRP	Central Reserve Police
CRPC	Criminal Procedure Code
CS	Chief Secretary
CSO	Civil Society Organization
CTDB	Control Tables Data Base
CU	Control Unit
CUG	Closed User Group
DD	Doordarshan
DEAR	Department of Evaluation and Applied Research
DEO	District Election Officer
DGP	Director General of Police
DIG	Deputy Inspector General of Police
DIPR	Director of Information and Public Relations
DM	District Magistrate
DRO	District Revenue Officer
DSP	Deputy Superintendent of Police
DVD	Digital Video Disc
ECI	Election Commission of India
ECMS	Elections Complaint Monitoring System
EP	Election Petition
EPIC	Elector's Photo Identity Card
ERO	Electoral Registration Officer
EVM	Electronic Voting Machine
FLC	First Level Checking
FM	Frequency Modulation
HC	Head Constable

Abbreviations

IAS	Indian Administrative Service
IC	Integrated Circuit
ICMR	Indian Council for Market Research
IEC	Information Education and Communication
IG	Inspector General of Police
IGP	Inspector General of Police
IPS	Indian Police Service
Jt.CEO	Joint Chief Electoral Officer
KABP	Knowledge, Attitude, Behaviour and Practice
L&O	Law and Order
LDPE	Low Density Polyethelene Sheets
MCC	Model Code of Conduct
MCMC	Media Certification and Monitoring Committee
MLA	Member of Legislative Assembly
MP	Member of Parliament
MTNL	Mahanagar Telecom Nigam Limited
NO	Nodal Officer
NGO	Non Governmental Organization
NREGA	National Rural Employment Guarantee Act
NSS	National Service Scheme
NVD	National Voters' Day
NYK	Nehru Yuva Kendra
PA (Elections)	Personal Assistant to Collector (Elections)
PC	Parliamentary Constituency
PLF	Panchayat Level Federation
PRO	Public Relation Officer
PS	Polling Station
RA	Relief Agent
RDO	Revenue Divisional Officer
RO	Returning Officer
SDM	Sub Divisional Magistrate
SDPO	Sub Divisional Police Officer
SHG	Self Help Group
SI	Sub Inspector of Police
SLA	State Level Agency
SMS	Short Messaging Service
SP	Superintendent of Police
ST	Special Tahsildar (Elections)
SV	Service voter
SVEEP	Systematic Voters' Education and Electoral Participation
SWOT	Strength Weakness Opportunity Threat
TCI	Transport Corporation of India
TNLA	Tamil Nadu Legislative Assembly
TNLC	Tamil Nadu Legislative Council
TSP	Tamil Nadu Special Police
UPSC	Union Public Service Commission
VAO	Village Administrative Officer
VEEP	Voters Education and Electoral Participation
VIP	Very Important Person

Chapter-I

INTRODUCTION

The Framers of Indian Constitution chose to constitute India into a democratic country, keeping in mind the virtues of democracy. Thus, India became a Constitutional Democracy with a Parliamentary System of Government. The country came to be administered by Governments chosen through constitutionally mandated periodic elections based on Adult Franchise. These elections select the Members of the Parliament at the Central Level and Members of Legislative Assembly at the State Level. Parties which enjoy the confidence of these legislative bodies form the Government. This commitment to hold regular, free and fair elections is enshrined as the key principle of the Parliamentary system of Government. India is today the largest democracy in the world, with the right to vote to its citizens being at the heart of this democracy.

India being a country of sub-continental proportions, conduct of elections also involves complexity of an amazing scale. To ensure that these are conducted in a free and fair manner, Constitution has mandated that the task of superintendence, directions and control of conduct in an independent body in the form of the Election Commission of India vide Article 324 of the Indian Constitution. Since the very inception of the Republic, the Commission has been working with great responsibility and has been instrumental in bringing stability to the democratic system by conducting elections in a free and fair manner.

The Commission conducted simultaneous election to the Lok Sabha and Legislative Assemblies of the States in 1952 and 1957. However, subsequently the conduct of simultaneous elections for both Parliament and State Legislatures went out of step. In Tamil Nadu, simultaneous elections could be held till 1971, but 1977 onwards their conduct became divergent. The following table gives the information about the year of conduct of General Elections to the Legislative Assembly from the beginning, electorate and the poll percentage.

Year of General Elections	Electorate	Number of Electors who voted of Voters	Percentage
1952	26,980,956*	20,906,259*	77.49*
1957	17,514,993	11,493,955	65.52
1962	18,675,436	13,194,649	70.65
1967	20,797,325	15,928,693	76.59

1971	23,064,985	16,569,760	71.83
1977	28,173,342	17,343,472	61.56
1980	29,199,969	19,101,113	65.41
1984	30,957,439	22,732,298	73.57
1989	35,419,324	24,595,071	69.44
1991	39,917,777	25,478,486	63.83
1996	42,486,212	26,412,069	62.17
2001	47,479,006	28,048,070	59.07
2006	46,603,740	33,005,492	70.82

* figures relate to composite Madras State which include Andhra Pradesh & Kerala.

The term of the Thirteenth Tamil Nadu Legislative Assembly was due to expire on 16.5.2011, and so the Election Commission of India announced on the first of March, 2011 the programme for the General Elections to Tamil Nadu Legislative Assembly 2011. This election was different from the 2006 election in that the elections were held as per the newly delimited constituencies. The assembly Constituencies had been delimited in the year 2007-2008, based on the population as per the 2001 Census. While the total number of seats remained at 234, the number of SC seats went up to 44 from 42, and number of ST seats got reduced to 2 from 3. With reference to population changes, certain districts gained in number of constituencies, while others had the number of constituencies reduced.

Immediately on announcement of elections on 01.03.2011 by the Election Commission, the Model Code of Conduct came into force. The official Notification for conduct of elections was issued on 19.3.2011 and published in an extraordinary issue of the Tamil Nadu Government Gazette dated 19.3.2011. It was a single phase poll on 13.4.2011 with Electronic Voting Machines (EVMs) being used in all the 234 Assembly Constituencies.

Because of increase in the electorate from 4,16,41,299 at the time of General Elections to Lok Sabha in 2009 to 4,71,17,767 (including service voters) during Legislative Assembly Elections, 2011, 2,139 polling stations were increased to facilitate the electors for their greater participation in electoral process. Totally there were 54,314 Polling Booths set up in 28,039 locations and 1,20,769 EVMs of post 2006 version manufactured by BEL were utilized. Polling personnel numbering 2.7 lakhs were deployed for poll duty and totally 3.5 lakh persons were on election related duty (including Zonal Parties, Reception Staff, Village Officers, etc.).

2,748 candidates contested for 234 Assembly seats, as against 2,586 during the poll in 2006 which constitutes a 6% increase in the number of contestants in the Assembly election held in April, 2011. The maximum number of contestants was 31 from 11.Dr.Radhakrishnan Nagar Assembly Constituency in Chennai District, while the minimum number was 4 from 163.Nagapattinam Assembly Constituency in Nagapattinam District.

For ensuring conduct of peaceful, free and fair elections, 240 companies of CPMFs were deployed. This was in addition to 72,000 state police and 30,000 non-police personnel such as ex-serviceman, retired policeman, etc. The total strength of men deployed for security was around 1.20 lakhs.

One of the new initiatives seen in this election was the setting up of a new elaborate structure of expenditure monitoring. The Election Commission of India wanted to ensure that the illegal use of money does not play a decisive role in affecting the electoral process in the State.

Towards this end, 290 Flying Squads and 924 Static Surveillance Squads were deployed to seize illegal use of money to bribe voters. In addition 283 Assistant Expenditure Observers, 297 Video Surveillance Teams, 240 Video Viewing Teams, and 245 Accounting Teams were formed to monitor the legal expenditure of candidates. The Central Police Force were also extensively deployed in expenditure control.

One another new initiative of the Election Commission of India was the launching of the Systematic Voters' Education and Electoral Participation (SVEEP) Programme to create awareness among the public, especially urban people and youth for enrolling themselves and exercising their franchise fairly and without fear. As a result of such efforts, out of the total electorate of 4,71,17,767 at the time of elections, 3,67,56,813 electors exercised their franchise for the Assembly Election in 2011. The percentage of Poll for the whole of the State was 78.29% as against 70.82% during the Assembly Poll in 2006. This percentage is highest in the history of the state.

The conduct of General Elections to the Tamil Nadu Legislative Assembly was a success with almost all constituencies witnessing peaceful elections without any major incident. The counting of votes was taken up on 13.5.2011 in 86 Counting Centres (for 234 Assembly Constituencies). The fourteenth Tamil Nadu Legislative Assembly was duly constituted on 14.5.2011 and the first sitting was held on 23.5.2011.

Chapter-II

ELECTORAL ROLLS

1. Revision of electoral Rolls

For a free and fair election, an accurate and error free electoral roll is the most important pre-requisite. In addition to ensuring that each and every eligible citizen gets to vote, it also ensures that some of the electoral malpractices like bogus voting and impersonation, resulting from defective electoral rolls, are checked. This is ensured through a process of Continuous and Summary Revision of electoral rolls every year, in addition to periodic 100% verification.

Towards this end, a 100% field verification of electoral rolls was taken up in the beginning of the year 2010. This was followed with the Annual Summary Revision of electoral rolls 2010, with the qualifying date as 1st of January 2010, taken up as a mid-year exercise during July - September 2010. This was immediately followed with the Summary Revision of Electoral Rolls in the months of October- November, 2010, with reference to 1.1.2011 as the qualifying date. The draft rolls for the Summary Revision, 2011, integrating all the supplements in a single roll, were published in all districts on 25.10.2010 (except in Kancheepuram District which was published on 27.10.2010) and the final rolls was published on 10.01.2011.

The schedule of the Summary Revision, 2011 was as follows:

	<i>For all Assembly Constituencies except those in Kancheepuram district</i>	<i>For Assembly Constituencies in Kancheepuram district</i>
Date of publication of draft electoral roll	25th October 2010	27th October 2010
Period of filing Claims and Objections	From 25th October 2010 to 13th November 2010	From 27th October 2010 to 13th November 2010
Special Campaign Days	30th October 2010 & 13th November 2010 (Saturdays)	30th October 2010 & 13th November 2010 (Saturdays)
Final publication	10th January 2011	

The Commission has directed that in an election year, at the time of final publication, the basic mother roll (integrated draft roll as published during draft publication at the beginning of the revision process) shall be reprinted reflecting the corrections/ deletions which have arisen during the revision, with the deletions listed

in Supplement-1 being reflected in the reprinted mother roll by the word “DELETED” superimposed on the concerned elector detail box and corrections reflected by hash (#) sign. Accordingly the mother roll was reprinted along with the Supplement-1 and the final Electoral Roll, as on 1/1/2011, was published on 10th January, 2011. As per the final Electoral Rolls of Summary Revision, 2011, the total electorate in Tamil Nadu was **4,59,50,620 (Male: 2,30,86,154; Female: 2,28,63,624; Others: 842).**

As the General Elections to Tamil Nadu Legislative Assembly was due in April, 2011, continuous updation of electoral roll was taken up during the interim period after the publication of final rolls of Summary Revision, 2011. During the continuous updation of Electoral Rolls, nearly 13.40 lakh applications for inclusion of names were received, of which 11.26 lakh applications were admitted. Maximum number of applications (Form 6) were received in Chennai (1.64 lakhs), Kancheepuram (1.14lakhs) and Tiruvallur (1.09 lakhs) Districts. Moreover, nearly 8,500 Nos. of Form 7 applications were admitted by the Electoral Registration Officers for deletion of names from the Electoral Rolls. These formed part of Supplement-2 published just before the conduct of elections. As a result, as per the Electoral Rolls used for General Elections to TNLA, 2011 (i.e. reprinted mother roll + supplement-1 + supplement-2), the total electorate in Tamil Nadu was **4,70,49,852 (Male: 2,36,55,187; Female: 2,33,93,226; Others: 1,439).** Constituency-wise details are given in Format 4B given at **Annexure 2.1.** (This figure does not include service voters)

2. Appointment of BLOs

To ensure that the eligible voters have easy access to getting their names registered and also that the names of dead and shifted voters are periodically weeded out, the Commission decided to introduce the concept of appointing Booth Level Officers (BLO) who would be the custodians of rolls at the local level and would be accountable for ensuring the fidelity of electoral roll. Based on the Commission’s instructions, Booth Level Officers (BLOs) were appointed throughout the State, one for a Part of the electoral roll, for up-to-date maintenance of the electoral roll. They were expected to carry out periodically field verification to identify the missing and surplus names and take action for inclusion and deletion, as the case may be. They were also mandated to maximize the EPIC coverage. The BLOs were regular Government servants who were given an honorarium for taking up the responsibilities of BLO too. While the aim was to get local residents appointed as BLOs, in absence of available Government servants, those working in the polling station areas were also appointed as BLOs in such cases. The district-wise details of BLOs appointed in the state are given in **Annexure 2.2.**

3. Booth Level Agents (BLAs)

To ensure that the political parties are also active partners in the revision process, ECI called for appointment of Booth Level Agents by the recognized parties for each polling station. During the Summary Revision, 2011, the District Election Officers were addressed to consult the representatives of the Political Parties to identify a Booth Level Agent (BLA) who would assist in the revision process, including taking part in Special Campaign for the Roll Revision process on 7th, 13th and 21st November 2010 along with the BLOs. On these Special Campaign dates, the BLOs had to go through the voter rolls with BLAs of the recognized political parties of the State to identify the corrections. However, the response of political parties was not encouraging, and only 37,236 BLAs were appointed. The details are given in **Annexure 2.3**.

4. Formats 1-7 for analysis of health of electoral rolls

The basis for conducting free and fair elections is error free electoral roll. One of the ways to assess the correctness of the rolls is to analyse certain indicators such as the Electoral-Population ratio and Gender ratio. To analyse the health of Electoral Rolls, the Election Commission has prescribed certain Formats since the Summary Revision of 2008. This includes comparison of the electorate strength and sex ratio with projected population (male & female) not only with the total in 18+ age-group but also age cohort-wise. The status of EPIC coverage as well as images in the e. roll is also covered in one of the Formats.

As per the Rolls utilized for the Assembly election 2011, the sex ratio for the State was 989 against 987 as per the projected Census 2001 sex ratio. District and Assembly-wise details are given in **Annexure 2.4** (Format 1B). Further, 95.39% of the total eligible electors were enrolled in the Electoral Rolls of the State. Against the total projected 18+ population at 71.48% of total population, the electoral population was 70.21%. However, cohort-wise analysis reveals under representation of the 18-19+ age group. The district / constituency-wise details are given in **Annexure 2.5** (Format 2B) and **Annexure 2.6** (Format 3A and 3B). The photo coverage in the Photo Electoral Rolls was 99.85% and the EPIC coverage ratio was 99.90%. Except Chennai, Kancheepuram and Madurai districts all other districts had achieved 100% photo electoral roll at the time of Assembly Elections. A polling station wise analysis reveals that only 43 out of 54,314 polling stations had less than 90% photo electors, and that too was limited to Chennai and Chennai suburban areas of Kancheepuram district. Constituency-wise details are given in **Annexure 2.7** (Format 5B), **2.8** (Format 5C) and **2.9** (Format 5D).

The total number of service voters were 67,915. Constituency-wise detail is given in **Annexure 2.10** (Format 7).

5. Roll Observers

In as much as error-free and clean electoral roll is the basis for conducting fair poll, Election Commission had appointed 10 Roll Observers on a regional basis in the State for overseeing the process of updation of the electoral roll during the Summary Revision, 2011. The observers helped the District Election Officers in taking timely corrective action. Before visiting the Districts allotted to them, the observers were given briefing by the Chief Electoral Officer about the latest instructions of the Election Commission of India with respect to BLOs, BLAs and the process of revision of rolls. Following were the observers and the districts allotted to each:

Sl. No.	Name of the observer and post held	Districts allotted
1.	Thiru N.S. Palaniappan , IAS., Principal Secretary / CMD, Tamil Nadu Small Industries Development Corporation Ltd., (TANSIDCO), Chennai – 600 016.	Ariyalur, Perambalur, Tiruchirappalli, Karur
2.	Thiru V.K. Jeyakodi , IAS., Principal Secretary / Commissioner, Commercial Taxes, Chepauk, Chennai-5	Chennai, Tiruvallur
3.	Thiru Hans Raj Verma , IAS., Principal Secretary/Commissioner of Labour, Chennai - 600 006.	Coimbatore, The Nilgiris, Tiruppur, Erode
4.	Thiru Jatindra Nath Swain , IAS., Registrar of Co-operative Societies, 170, Periyar EVR High Road, Kilpauk, Chennai - 600 010.	Cuddalore, Villupuram
5.	Thiru C Muthukumaraswamy , IAS., Commissioner of Land Reforms, Chepauk, Chennai - 600 005.	Dharmapuri, Krishnagiri, Salem, Namakkal
6.	Thiru Kumar Jayant , IAS., Commissioner of Technical Education, Chennai-25.	Dindigul, Madurai, Theni
7.	Dr. Niranjan Mardi , IAS., Principal Secretary / CMD, SIPCOT, Chennai-8.	Kanniyakumari, Thoothukkudi, Tirunelveli

8.	Thiru S Thangaswami , IAS., Commissioner of Prohibition & Excise, Chennai-5.	Ramanathapuram, Sivaganga, Virudhunagar
9.	Thiru D.Raajendiran , IAS., Director, Town Panchayats, Kuralagam, Chennai - 600 108.	Tiruvannamalai, Vellore, Kancheepuram
10.	Dr. A.Chittaranjan Mohandoss , IAS., Director, Tourism, 2, Wallajah Salai, Chennai - 600 002.	Nagapattinam, Thanjavur, Thiruvarur, Pudukkottai

As per the directions of the Election Commission of India, the Roll Observers made three visits to the districts allocated to them to monitor the revision process as follows:

- a. First visit during the period of receipt of claims and objections.
- b. Second visit during the period of disposal of claims and objections by the EROs.
- c. Third visit at the time of verification of the working copy by the BLOs, and final publication of the roll.

The visits of the observers were widely publicized along with their contact numbers. They met the public and recognized political parties at pre-announced time and place. A few polling stations in each Assembly constituency were also visited by them. After their tour in the respective districts the Roll observers submitted detailed report to the Commission through the Chief Electoral Officer. The instrument of Roll Observers was found very helpful in maintaining the sanctity of Rolls.

6. Distribution of EPIC

The Election Commission of India has been endeavoring to improve the fidelity of electoral rolls and to evolve methods to eradicate bogus voting. Accordingly, following the computerization of electoral rolls, the Electors Photo Identity Cards (EPIC) program was taken up, which was later supplemented with the process of creation of Photo Electoral Rolls, in accordance with the guidelines of the Election Commission of India.

Earlier, the EPIC coverage was taken up in three phases in the State starting from the year 1996. The 4th phase of EPIC coverage (by on-line method) was taken up during February-April, 2006 before the elections to the Tamil Nadu Legislative Assembly, 2006.

The EPIC coverage varies from one Assembly constituency to another. For Tamil Nadu as a whole, the current status of electors with EPICs (as per the electoral rolls data base) stands at about 99.90% and PER coverage is 99.85%. (Details in **Annexure 2.7**, Format 5B)

All the new voters who had been added during the Summary Revision, 2010 and 2011 were given their EPICs on the First National Voters' Day celebrated on 25th of January 2011, provided they were present in the NVD functions held in their Polling Station Area. Totally 5,71,727 voters were given their electoral cards in 28,039 functions held throughout the state.

With the objective of distributing 100% EPICs to those who had enrolled, the District Election Officers were requested to conduct a special campaign on 12.02.2011 to issue the balance EPICs to electors who have been registered based on 100% Field Verification, Summary Revision 2010 and Summary Revision 2011. During the Special Campaign, in rural areas, balance EPIC were issued at the Office of the Village Administrative Officer. In the Urban areas, they were issued in the Municipality and Zonal Offices of the Corporations.

The District Election Officers were also requested to conduct another Special Campaign on 19th and 20th February, 2011 at all Firka/Head quarters/Zonal Offices (in Urban areas) for issuing duplicate EPICs to those who had lost EPIC for any reasons.

Another Special Campaign was conducted for issue of pending EPICs on 12.03.2011 and 13.03.2011 in VAO's office in rural areas, Zonal Offices of Corporations and Municipalities in Urban areas and divisional offices in Chennai for all eligible voters who had already been registered in the rolls during 2010 and Summary Revision, 2011 but who had not received their EPICs.

In the State of Tamil Nadu only three districts (Chennai, Kancheepuram and Madurai) were yet to achieve 100% Photo Electoral Roll. Hence, the above three District Election Officers were requested to undertake a special drive to photograph/collect images of the residual electors and to issue notices to the shifted residual electors and to delete their names after following the due procedure.

7. Overseas electors

A new Section 20A has been added in Representation of the People Act, 1950, after Section 20, by Representation of the People (Amendment) Act, 2010. This new Section provides that every citizen of India whose name is not included in the electoral

roll, and who has not acquired the citizenship of any other country and who is absenting from his place of ordinary residence in India owing to his employment, education or otherwise outside India (whether temporarily or not) shall be entitled to have his name registered in the electoral roll in the constituency in which his place of residence in India as mentioned in his passport is located. The Government of India, Ministry of Law and Justice, Legislative Department has notified the consequential amendments to the relevant portions of the Registration of Electors Rules, 1960, vide Notification No.F.No.H-7(18)/98-Leg.II (Vol.IV), dated: 3rd February, 2011. In this notification, the format of Form 6A was prescribed for applying for inclusion of name of non-resident Indians in the Electoral Rolls.

Consequent to this, as per the directions of the Election Commission of India, a notification under Rule 8A of the Registration of Electors Rules, 1960 was published in an extraordinary issue of the Tamil Nadu Government Gazette, dated 18th February, 2011. The gazette notification along with the addresses of all the Electoral Registration Officers in Tamil Nadu was sent to the Ministry of External Affairs, Government of India for forwarding it to all foreign missions of the Central Government. The notification along with Form 6A was also hosted on the website of Chief Electoral Officer, Tamil Nadu.

However, till the finalization of electoral rolls for the General Elections to Tamil Nadu Legislative Assembly, 2011, no overseas elector had come forward for enrollment.

8. Voter Slips

Prior to the General Elections to the Tamil Nadu Legislative Assembly, 2011, the Election Commission of India had directed that voter slips, including the photograph of the voters if available in the photo electoral roll, be distributed to all enrolled voters by the District Administration. This would facilitate the voters to know where he/she is enrolled as a voter at given location of polling station and what is voters' serial number in the said roll. This function of distribution of voters' slip was hitherto being played by the political parties, leading to complaints from rivals and the voters themselves, apart from leading to chances of malpractice.

The ECI subsequently ordered that the voter slip can be used as an alternative identification document by a voter for the purpose of casting one's vote in the polls. To ensure the sanctity of the voters' slip, the Commission directed that the voter slip should be authenticated by the Electoral Registration Officer/Booth Level Officer concerned before distribution. The Commission had prescribed the following format for the voter slip:

Election to the Legislative Assembly of _____	
Voter Slip	
No. and Name of AC _____	<div style="border: 1px solid black; width: 80px; height: 80px; margin: 0 auto; display: flex; align-items: center; justify-content: center;"> PHOTO </div>
Part No. _____	
Name: _____	
Sex: _____	
EPIC No. _____	
Father's/Mother's/Husband's name: _____	
Voter Serial Number: _____	
Polling Station No. & Name _____	
Poll Date, Day and Time _____	
<p>Note.1 This Voter Slip can also be produced as an identification document.</p> <p>Note.2 Bringing this voter slip to the Polling Station is, however, not compulsory. It is issued only as convenience to electors.</p> <p>Note.3 If this voter slip does not have a photograph or it has wrong particulars or photograph, the voter can still be allowed to vote based on alternate identity documents permitted by Election Commission of India.</p>	
Date: _____	Signature and stamp of Returning Officer/BLO

The DEOs/ROs were directed to give special drive for distribution of the voters' slips in all the 234 Assembly Constituencies with 100% target. Within a short period 97.28% of electors were distributed voter slips, though it was the first attempt in the history of conduct of election in the State. This is one factor which is said to have caused a remarkable increase in voters' turnout at each Polling Station for exercising their franchise. To ensure maximum coverage, following three pronged strategy was followed:

- i) The BLOs were directed to go from house to house over an one week period, which was advertised locally, and distribute the slip to maximum number of voters.
- ii) On 10th of April a camp was organized at the polling station locations for people to come and get the voters' slip, if the BLO had not given the same to them.
- iii) On the polling day, facilitation desks were opened at the polling station, where the balance voters' slips were kept for distribution to voters who had not received the same.

The voters' slip distribution was so effective that most of the political parties removed their facilitation centres at the polling station on the polling day, since the voters' stopped accessing them. The coverage of voters slip distribution in each district is furnished in the **Annexure 2.11**.

Chapter - III

POLLING STATIONS

Section 25 of the Representation of the People Act, 1951, envisages provision of sufficient number of polling stations by the District Election Officer (DEO), with the prior approval of the Election Commission of India, for every Constituency, the whole or greater part of which lies in his jurisdiction. Normally, a polling station would be having a well-defined polling area, covering not more than 1,200 electors in rural areas and 1,400 electors in urban area, and when the number of electors exceeds that limit, auxiliary polling stations should be set up.

The Election Commission of India had also mandated that the auxiliary polling station shall be located in the same building or in the premises of the original polling station and it shall have the same serial number as that of the original polling station. Accordingly, the polling stations were reorganized in 2011 prior to the Revision of Electoral Rolls with reference to 1-1-2011 as the qualifying date.

1. Rationalization of Polling Stations/Parts before the draft publication under Summary Revision, 2011

The Commission has earlier stated that although the Commission had specified a range of 1200 voters in rural area and 1400 voters in urban area, per polling station, the States that witness higher polling percentages should go for lower electors per polling station. The Commission also directed that auxiliary Polling Stations have to be converted as new Parts / Polling Stations during the rationalization of Parts/ Polling Stations. Accordingly, the DEOs were requested to send the proposals for re-organization of Parts / Polling Stations. The reorganization/ rationalization of Polling Stations / Parts was taken up to be completed before or together with the preparation/ publication of draft electoral rolls in the Summary Revision 2011.

The final publication of electoral rolls under Summary Revision, 2010 was done on 15.9.2010 and the publication of draft rolls under Summary Revision, 2011, was due on 25.10.2010. Within this short span of time, new Polling Stations were to be identified, preliminary work for re-numbering of parts, carrying out changes in the Database and integration of mother and supplementary rolls, had to be done before publication of draft rolls under Summary Revision, 2011. The proposals were forwarded to the ECI for approval and the ECI had accorded and communicated its approval on 22nd October 2010. Political Parties were consulted while carrying out these changes. During the above rationalization, **6,923** existing auxiliary Polling Stations were

converted as new Polling Stations, **2,383** new auxiliary Polling Stations were created and **282** Polling Stations were merged.

2. Reorganisation of Polling Stations before the General Elections to Tamil Nadu Legislative Assembly, 2011

However, consequent to the Summary Revision, 2011, and Continuous Revision, 2011, before the Assembly Elections, the electors strength in some of the Polling Stations had increased. Specific instructions were given to the DEOs to bifurcate and convert those Polling Stations as auxiliary Polling Stations before the General Election to the Tamil Nadu Legislative Assembly, 2011. In certain cases, changes of buildings housing the polling stations were required because of bad condition of them. The existing polling stations were relocated to the available new building within the same campus. Further, change of nomenclature of the location of the polling stations became necessary consequent of upgradation / downgradation of the schools wherein Polling Stations were located. Accordingly, the District Election Officers were requested to examine the list of polling stations on the above aspects and send proposals for changes, wherever required, for the approval of Election Commission of India for the General Election to the Tamil Nadu Legislative Assembly, 2011.

Following were the proposals received from the District Election Officers:

i.	Creation of new Auxiliary PS	302
ii.	Change of building of PS	1,513
iii.	Change of location of PS	527
iv.	Merger of Auxiliary PS	1
v.	Change of nomenclature of PS	4,844

The above proposals were scrutinized carefully by the CEO's office and sent to Election Commission of India for approval. The approval of the Election Commission was communicated to the District Election Officers, with a request to update the Control Tables Data Base (CTDB) and to give wide publicity for the relocation of Polling Stations.

During the General Elections to Lok Sabha, 2009, there were **52,170** polling stations. By re-organising the polling stations subsequently, the number of polling stations (including the auxiliary and new polling stations) had gone up to **54,314** for the General Elections to Tamilnadu Legislative Assembly, 2011. The district wise position is set out in the **Annexure 3.1**.

Of the 54,314 polling stations, 19,461 are urban polling stations, while 34,853 are rural. These polling stations are spread over 28,039 locations, with 7,307 in urban and 20,732 in rural areas. Constituency-wise details are given in **Annexure 3.2** (Format 6).

3. Zonal Mapping and Zonal Plans

The Election Commission of India has given exhaustive instructions for preparation of Zonal Mapping and Zonal Plans in its Letter No.464/TN-LA/2011/856, dated: 20.01.2011. Accordingly, District Election Officers were directed to break each Assembly Constituency into smaller routes / sectors comprising 10 polling stations on average. If the No. of polling stations in a location were high, a higher number of polling stations in that route/sector was allowed, subject to a maximum of upto four locations and a maximum of 15 to 18 polling stations. Further, the polling stations comprised in a zone were to be geographically contiguous enabling shorter travelling distance in the zonal routes. Each zone was placed under a Zonal Officer (Sector Officer) who was responsible for preparing an 'Election Plan' for the zone under his charge. The zonal officer had an expanded role to play, and was effectively required to carry out in his zone responsibilities which the Returning Officer is expected to play in his Constituency.

He had to prepare the zonal plan, consisting of, amongst other things, the route map of the zones from the first polling station to the last polling station and the contact details of helpful persons and the details of anti-social elements. The zonal plans were prepared in such a way which provided comprehensive details about all polling stations comprised in the zone (sector) as a handy reference. Zonal Officer did a physical check of the route map and the polling stations falling under it and got them ready for conducting elections. Alternate routes to particular polling stations were also identified, during first visit to provide for any emergency/ contingency. At the time of 2nd visit the Zonal Officer covered the hinter land of the polling station concerned, contacted the voters and updated the vulnerability mapping. Later when the Police Force was attached, the Zonal Officer accompanied the police mobile force for area familiarization / domination in an organized manner. The zonal officer was also entrusted with the responsibility for conducting training of polling station personnel.

Totally, 5,303 zones (sectors) were formed for the 54,314 polling stations in 234 Assembly Constituencies in Tamil Nadu. A statement is annexed at **Annexure 3.3**.

Sample zonal plans pertaining to the Assembly Constituencies, viz. Tiruppur North, Dharmapuri and Pudukottai are annexed in **Annexure 3.4**.

4. Vulnerability Mapping

An atmosphere in which each and every elector is able to access the polling station without being obstructed or being unduly influenced by anybody is an important prerequisite to a free and fair election. Undue influence is an electoral offence under section 171C of IPC. Section 123 (2) of Representation of the People Act, 1951 which designates any direct / indirect interference or attempt to interfere on the part of the candidate or his agent, or of any other person with the consent of the candidate or his election agent with the free exercise of any electoral right, as a corrupt practice. Taking due cognizance of the role being played by the muscle and money powers in the elections and taking into account of certain prevailing socio economic realities of the electoral politics, the Commission had issued suitable instructions to curb the menace of threat and intimidation at election by identifying the locations within a polling station area vulnerable for such threat and intimidation. Following are the specific instructions of the Election Commission of India communicated in its letter No.464/INST/2007-PLN-1, dated 12.10.2007 and implemented with utmost care during General Elections to Tamil Nadu Legislative Assembly, 2011:

- ❖ The Zonal Officers shall visit the catchment area of the Polling Stations coming under their respective Zones for identifying villages/ hamlets/habitats and segments of electorate vulnerable to any kind of threat, intimidation or interference with exercising electoral rights. The local civil authorities such as BDOs including the Police Officers of local Police Stations are also to be consulted and their inputs taken into account.
- ❖ The Returning Officers shall finalise the vulnerability mapping for their respective Assembly Constituencies, Polling Station wise in a prescribed format based on the identification of source of threat/intimidation and names of persons who are likely to spearhead undue influence besides the points of contact to gather information then and there. The past incidents and current apprehensions are also to be taken into account.
- ❖ The District Election Officers and Superintendents of Police shall prepare an action plan to deal with the potential threats and intimidation points identified. The action plan shall aim at binding the identified trouble mongers under appropriate sections of the Law, Preventive detention if required, forcing their

appearance at local Police Stations at reasonable intervals to ensure that such intimidation/obstruction do not really happen on the poll day.

- ❖ The District Election Officers and Superintendents of Police shall initiate confidence building measures to bolster the voters' confidence about the arrangements for free and fair poll. They shall visit such locations, meet the communities concerned and explain the arrangements made for free and fair poll.
- ❖ All these measures shall be taken absolutely in non-partisan manner without fear or favour towards any particular candidate/party.
- ❖ The DEOs/ROs shall handover the details of vulnerability mapping to the observers on their arrival who in turn shall visit such locations and interact with the voters in addition to constant monitoring of the developments.
- ❖ Zonal Officers shall make regular visits to those villages and hamlets in advance and collect information and keep the senior officers informed.
- ❖ District Election Officers shall arrange for locating dedicated police teams, for cluster of vulnerable pockets, at convenient points enabling them to move to particular vulnerable pocket without any loss of time on the poll day.
- ❖ The Zonal Officers shall inform the Returning Officer concerned immediately if some section of voters from any of the vulnerable points are conspicuously absent for casting votes so that the Returning Officer and District Election Officer could dispatch dedicated squads to ascertain the exact reason for the situation and initiate effective intervention to ensure that the voters concerned can exercise their franchise.
- ❖ After the closing hours on the poll day all the Zonal Officers shall submit a special report, Polling Station wise to the Returning Officers concerned as to whether voters from the vulnerable pockets were able to vote or not.
- ❖ Returning Officers shall instruct the Presiding Officers of the Polling Stations to submit a report about low percentage of voter turnout if any with reference to vulnerable habitats within the Polling Station area.
- ❖ The Commanders/Assistant Commanders of the CPMF are to be given list of vulnerable locations for paying special attention on them when the CPMF arrive in advance for area domination besides visiting such vulnerable pockets on the day of poll as a confidence building measure. Any obstruction caused to the voters and come across by CPMF is to be informed to the RO/District Election Officer/SP/Observer and Zonal Officer for immediate action.

- ❖ The Observers, as per instructions of ECI, shall submit a report to Commission before poll and on poll day regarding vulnerability habitats besides taking appropriate action as mentioned in previous paragraphs. They shall also to make a special mention about this in their final reports to the Commission.
- ❖ Accountability of various police and civil officials for vulnerability mapping and follow up shall be clearly defined with reference to each polling station/ Constituency. Severe disciplinary action shall be taken against the erring officials in case of negligence of duty.

5. Grading of polling stations based on criticality

Certain special measures have been taken in all critical polling stations (PSs), the identification of which was to follow an objective criteria, viz.,

- i) An analysis of PS-wise no. of voters with EPIC and without EPIC
- ii) Survey of missing voters under two categories, i.e. missing voters with family links and missing voters without family links
- iii) % of votes recorded in previous elections
- iv) Presence of vulnerable hamlets
- v) history of repoll, past incidents, etc.

One or all of the following measures were put in the locations of individual and clusters of critical polling stations:

- The presence of CPF to safeguard the polling station
- Digital camera or video camera positioned in the polling station
- Proper verification of identification documents and recording in the Register of Voters (in Form 17A) the nature of document and its number
- List of critical PSs were given to the Commanding / Asst. Commanding Officers of CPF to keep an eye on such PSs
- Deployment of Micro – Observer inside the PS

Based on the detailed guidelines issued by the Election Commission of India, the DEOs prepared a statement on sensitive and vulnerable polling stations in consultation with the Observers and the SPs of the districts. A statement is annexed in **Annexure 3.5.**

Chapter - IV

ELECTION MACHINERY

The elections to the 14th Tamil Nadu Legislative Assembly, 2011 was conducted throughout the state in a single phase on 13.04.2011. The elections were held under the able guidance of the Election Commission of India, consisting of Dr. S.Y. Quraishi, Chief Election Commissioner and Thiru V.S. Sampath and Thiru H.S. Brahma, Election Commissioners.

1. Manpower

In Tamil Nadu, the election machinery was headed by the Chief Electoral Officer, who was assisted by two Additional Chief Electoral Officers, two Joint Chief Electoral Officers and one Deputy Chief Electoral Officer in the cadre of Secretary / Additional Secretary / Joint Secretary/ Deputy Secretary. The two Additional Chief Electoral Officers in the rank of Secretary were appointed to assist the Chief Electoral Officer in the conduct of elections, and, accordingly, Tmt. P.Amudha, I.A.S. and Thiru D.Raajendiran, I.A.S. were appointed against these two posts to function under the overall control of the Chief Electoral Officer. Systematic Voters Education and Electoral Participation (SVEEP), Training and enforcement of model code of conduct were dealt with by the first Additional Chief Electoral Officer, while the latter was in charge of expenditure monitoring and overall conduct of elections. Both the Additional Chief Electoral Officers assisted the Chief Electoral Officer in other activities also along with two Joint Chief Electoral Officers and the Deputy Chief Electoral Officer. Three additional sections were created upto 31.5.2011 in addition to the seven sections already in existence (six regular sections and one created for formation of Legislative Council).

Under Section 13AA of the Representation of the People Act, 1950, the District Collectors have been notified as District Election Officers in all the Districts except Chennai to assist the Chief Electoral Officer in the electoral administration. For Chennai district, the Commissioner, Corporation of Chennai has been notified as the District Election Officer. There are Electoral Registration Officers in the rank of Revenue Divisional Officers for rural constituencies; Commissioners / Deputy Commissioners of Corporation were notified as Electoral Registration Officers in Coimbatore, Madurai, Tiruchirapalli, Erode, Tiruppur and Salem for Urban

Constituencies. The Taluk Tahsildars and Municipal Commissioners have been notified as Assistant Electoral Registration Officers. In respect of Chennai City, ten Zonal Officers of the Chennai Corporation have been notified as Electoral Registration Officers and the Assistant Revenue Officers of the respective zones have been notified as Assistant Electoral Registration Officers.

After publication of the final orders of the delimitation of Assembly and Parliamentary Constituencies in 2008, the lists of Returning Officers and Assistant Returning Officers of Assembly Constituencies as per the newly delimited Assembly Constituencies were approved by the Election Commission of India and republished in the Extra-ordinary issue of Tamil Nadu Government Gazette No.215, dated: 14-7-2008.

All the District Election Officers were requested to furnish the details of changes, if any, in the lists of Returning Officers and Assistant Returning Officers of Assembly Constituencies. The above proposals received from the District Election Officers were processed and the concurrence of the State Government was obtained and the same was forwarded to the Election Commission of India for approval. After approval of the Election Commission of India, the same was published in the Extra-ordinary issue of Tamil Nadu Government Gazette No.31, dated 27.1.2011. The lists of District Election Officers and Returning Officers are given in the **Annexure 4.1**. The district election machinery was strengthened by providing a Personal Assistant (Elections), (a gazetted deputy collector level officer) to all districts.

A new concept involving **Nodal Officers** was implemented in this elections. Both in CEO's office and the offices of the DEO, separate Nodal Officers were designated to look after specific areas of election process. Some of the areas for which nodal officers were appointed were Personnel & Personnel welfare, Training, EVM, MCC, Materials, Expenditure, Media, Ballot papers, Communication, IEC, Helpline, Observers, Rolls/EPIC, Rules, Police, Law & Order, Web-casting, Complaints, Statistics,, Budget, Polling station, Zones, Counting, SMS monitoring, etc.

M/s CMC Limited was the State Level Agency (SLA) which handled the computerization and other I.T. aspects of roll and other election related work. At State level in the Chief Electoral Officer's office, one team consisting of the Manager, CMC Limited and his team was attending to the computerization work in the Chief Electoral Officer's office at the state level and at District level, one Programmer and

one Assistant Programmer were provided for each district by the SLA, viz., CMC Limited, on contract basis. Districts having more Assembly Constituencies were provided with two Assistant Programmers.

2. Transfer and Disciplinary Control

In order to ensure free, fair and peaceful conduct of elections, the Election Commission, in exercise of the powers vested in it under Article 324 of the Constitution read with the proviso to Section 15(2) of the Representation of the People Act, 1951, and taking into account the provisions of Section 13CC of the Representation of the People Act, 1950 and Section 28A of the Representation of the People Act, 1951, had decided that the officers who are connected directly or indirectly with conduct of elections do not serve in their home district or at places where they have served for long. It directed that no officer connected with elections, directly or indirectly, should be allowed to continue in the present district of posting:

- i) If she / he is posted in her / his home district; or
- ii) If she / he has completed three years in that district during the last four years or would be completing 3 years on or before 31.3.2011.

Section 13CC of the Representation of the People Act, 1950 and Section 28A of the Representation of the People Act, 1951 clearly stipulate that all officers connected with preparation of electoral roll and conduct of elections are under the disciplinary control of Election Commission of India. As per the above provisions of both the Acts, all the officers, right from the Chief Secretary and the Director General of Police to the Village Administrative Officers and Police Constables are deemed to be on deputation to the Election Commission of India during the period of Conduct of Elections and accordingly, all of them are subject to control, superintendence and discipline of Election Commission of India. In confirmation of this the Home Department also issued a Notification vide G.O. Ms. No.174, Home (Police-XIII) Department, dated: 7.3.2011 declaring all Police Officers from the level of Director General of Police, Additional Director General of Police (Law & Order), Additional Director General of Police and Commissioner of Police, Chennai, Commissioner of Police, Chennai Suburban Commissionerate, Additional Directors General of Police, Inspectors General of Police, North, South, Central and West, Commissioners of Police, Salem, Madurai, Coimbatore, Tiruchirapalli and Tirunelveli, Range Deputy Inspectors General of Police, Superintendents of Police of the Districts, Sub-Divisional Police

Officers, Officers immediately subordinate to them and up to the level of Head Constables and Police Constables (including Home Guards) and any other Police Officer performing in any way election related duties, as Designated Officers for the conduct of General Elections to the Tamil Nadu Legislative Assembly, 2011.

After the notification was issued under Section 28A of the Representation of People Act, 1951, the Election Commission effected the transfer of Director General of Police, Two Commissioners (Chennai Suburban and Madurai), one IG (South), one DIG (Dindigul), four District Election Officers (Vellore, Theni, Erode and Madurai) and two Superintendents of Police (Thiruvannamalai and Madurai) on 19.03.2011.

3. Polling Personnel

The Chief Electoral Officer, District Election Officers and the Returning Officers to the Presiding Officers and Polling Officers are the polling personnel who play a vital, critical and decisive role in successful conduct of elections. The Chief Electoral Officer is over all controlling and supervisory authority and under Section 26 of the Representation of People Act, 1951 the District Election Officer is the appointing authority for Presiding Officer and Polling Officers for the polling stations. The amended provisions of Section 159 of the Representation of the People Act, 1951 make the following authorities obligatory to make available the staff necessary for the performance of election duties:

- i) Every local authority
- ii) Every University established or incorporated by or under a Central, Provincial or State Act.
- iii) A Government Company as defined in Section 617 of the Companies Act, 1956.
- iv) Any other institution, concern or undertaking which is established by or under a Central Provincial or State Act or which is controlled or financed wholly or substantially by funds provided, directly or indirectly, by the Central Government or a State Government.

Essential services departments / institutions / organizations etc., are exempted as listed below:

- i) Police and members of the Tamil Nadu Fire Service and Senior officers of the Indian Forest Service.

- ii) Territorial staff of Forest Department.
- iii) Home Guards.
- iv) Medical or Veterinary Officers and Compounders employed in hospitals and dispensaries and staff employed in Medical, Nursing and other ancillary branch of Government Medical Institutions including Medical Practitioners.
- v) Officers working in Grade-B (Cattle Extension) officer in Veterinary Hospital.
- vi) Officers of the Public Health Department actually engaged in operations for the suppression of epidemics.
- vii) Executive Officers engaged in construction work on Irrigation and Hydro-Electric Projects.
- viii) Revenue Divisional Officers, Tahsildars, Deputy Tahsildars and Election Deputy Tahsildars (these officials will be serving as Supervisory/Zonal Officers).
- ix) Officers and members of the establishment of Jail Department (District Probation Officers are not exempted).
- x) Officers and staff engaged in operation, maintenance and construction works under the Electricity Board.
- xi) Staff employed in Post Offices, Telegraph Offices and Railway Stations (staff in other Offices of these departments should be taken into account).
- xii) Traffic and operation staff in the Transport Department.
- xiii) School teachers working as extra departmental post masters.
- xiv) Technical staff working in the Central Government and Undertakings such as Neyveli Lignite Corporation, etc.
- xv) All Judicial Officers and Magistrates of the Judicial Department.
- xvi) All the staff of the Dairy Development Department and Tamil Nadu Co-operative Milk Producers' Federation Limited except the administrative staff at the headquarters at Chennai of the Dairy Development Department.
- xvii) Para-Military forces, e.g., the Central Industrial Security Forces, Indo-Tibetan Border Police, Central Reserve Police, Border Security Force and the Assam Rifles under the control of the Ministry of Home Affairs.
- xviii) All the staff of the Legislative Assembly Secretariat.
- xix) The Officers and Staff of All India Radio and Doordarshan.

- xx) Officer/ Staff of Commercial Bank located in rural area and if happens to be a single officer branch.
- xxi) Collectors if satisfied may grant exemption for:
- a. Officers and subordinates in charge of fish curing yards and
 - b. One Clerk and one Office Assistant in each Sub-Registrar Office.
 - c. Physically handicapped persons: Personnel with following disabilities defined under “The Persons with Disabilities (Equal Opportunities, Protection of Rights and Full Participation) Act, 1995” may be exempted from polling duty:
 - Blindness;
 - Low vision;
 - Leprosy –Cured;
 - Hearing impairment;
 - Loco motor disability;
 - Mental Retardation;
 - Mental illness;
- xxii) Officials of C.B.I., I.B and RAW and Other Intelligence Agencies
- xxiii) Operational and technical staff of BSNL, MTNL, UPSC and educational institutions. However, they may be deployed for election duty in unavoidable circumstances.
- xxiv) As far as possible the officers and staff of Central Warehousing Corporation should not be requisitioned for election duty.

Normally, a polling party consists of 1 Presiding Officer and 3 Polling Officers. For the Polling Stations where the number of electors is more than 1,200, an extra polling officer is provided who shares the duty of 2nd Polling Officer. The Presiding Officer/ Polling Officer-I is from the Supervisory cadre only.

4. Duties of the Polling personnel

The Presiding Officer is in charge of the polling station and plays a crucial role to ensure a fair and free poll at his polling station. Polling Officer-I is responsible for verifying the identity of the electors based on the marked copy of Photo-Electoral Roll. Polling Officer-II applies indelible ink on the left forefinger of the elector, enters

Sl. No. of elector in the Register of Voters and writes down the name of the identification document like EPIC or the alternate document produced by the elector in the 4th, i.e. Remarks Column of the Register along with the Sl. No. of such document. He then obtains the signature / thumb impression of the voter before issuing the voter's slip to the elector.

Whenever the number of voters is more than 1200, there is an additional Polling Officer and the functions of PO-2 is shared between PO-2A and PO-2B as follows:

PO-2A applies indelible ink. *PO-2B* makes the entry in the Register of Voters-Form 17A and issues Voter's Slip.

PO-3 is in-charge of the control unit and checks on the indelible ink mark on the voter's left hand forefinger before allowing the voter to cast his / her vote.

Totally 2,70,881 polling personnel were deployed during the General Elections to Tamil Nadu Legislative Assembly, 2011. The district-wise break up is set out in the **Annexure 4.2.**

An additional person viz. VAO or other local official was provided for each polling station to verify whether electors standing in the queue to cast vote were carrying proper identification documents such as EPIC / voters slip or other alternative documents permitted by the ECI and that no one else was in the queue.

A problem arose when the High Court directed that no teachers should be deployed for polls or called for training before the Board exams got over on 10th of April, 2011. To tackle potential problem in mobilizing additional number of personnel for polling stations, the Election Commission of India permitted "use of Presiding Officer and only two Polling Officers in polling stations" with a slight modification in procedure. However, the use of this contingency did not arise, since the High Court in a subsequent order permitted training of teachers on 3rd of April, 2011, in addition to 27th March, 2011.

5. Database and randomization of polling personnel

Detailed guidelines were stipulated by the Election Commission of India for randomization of polling personnel. All the District Election Officers created a database containing the information on the polling personnel including Micro Observers covering all eligible Government employees both from the Central and State Government

(including Banks) etc., in the database. The details of all the personnel who could be appointed were incorporated along with the telephone numbers including mobile numbers if any in the database by the District Election Officers.

Based on the instructions of the Election Commission of India, the randomization of data base for polling personnel was done in three stages and the second and third stages of the randomization were done in the presence of the Observers. The software was developed centrally in the Chief Electoral Officer's office. The Election Commission of India had instructed that a list of 120% of the required number of polling persons should be generated (including reserve) randomly during the first randomization. The second randomization was conducted 9-12 days before the date of poll, and during the second randomization the polling personnel were allocated Assembly Constituencies and polling parties were formed. The third randomization was done on P-2 (Poll Day minus 2) and the results of the randomization was kept by the Observer. Polling parties were directed to assemble on P-1 (dispersal day) and then only the actual polling station to which they were appointed was disclosed to them.

As per the instructions issued by the Election Commission of India the 1st training session for the polling personnel was imparted by the Zonal Officers of lending ROs and the second training session was imparted by the Zonal Officers of the receiving ROs. The third training was imparted by the actual Zonal Officers pertaining to their polling stations. It was ensured that the practical training sessions were conducted with full set of poll materials (dummy) prepared and supplied to the polling teams. It was also directed that during the third training session, last minute doubts should be got cleared.

In certain Assembly Constituencies there were no proper road access for some polling stations and the polling materials were transported on donkeys and polling personnel needed time to tread to the polling stations. In some other Assembly Constituencies the polling stations were located in dense forests and hilly terrain and the polling materials had to be transported through mules and other means. In view of the above difficulties the Election Commission of India was requested to permit to take up third randomization process on P-3 day instead of P-2 day for such polling stations and to grant complete exemption from the randomization process in certain polling stations, where the predominant language was a language other than Tamil. The details of such exemptions are as follows:

A. Proposals for taking up randomization process on P-3 day instead of P-2 day

Sl. No.	Name of the District	No. and Name of the AC	No. of the polling stations	Reasons for difficulty
1.	Namakkal	02.Rasipuram(SC)	(2 polling stations) 16 and 17	No road access and the polling materials are to be transported on the donkeys and the polling personnel need time to tread to the polling stations, and it takes 4 hours to reach the polling station by foot
2.	Dindigul	131. Natham	(6 Polling Stations) 69,70,71, 72, 173 and 242	No road connectivity and accessibility and the polling personnel have to trek for more than 6 Kms to reach the polling stations through dense forest and hilly terrain. Also the polling materials have to be transported through mules and other means
		129. Athoor	71	
		127. Palani	(30 Polling Stations) 152 to 156, 163, 164, 167 to 170, 191, 192, 216 to 232.	No road connectivity and accessibility and the polling personnel have to trek for more than 10 Kms to reach the polling stations through dense forest and hilly terrain. Also the polling materials have to be transported through mules and other means
3.	The Nilgiris	108. Udhagamandalam	(14 polling stations) 1 to 5, 28, 46, 53, 64, 66, 173, 174, 181, 185	Due to the cold climatic conditions, the appointment orders to the polling personnel cannot be served in the early morning hours on pre-poll day and the polling personnel cannot reach the polling stations in time because of the hilly terrain and non availability of frequent transport facility.
		109. Gudalur	(19 Polling Stations) 16, 17, 33, 38 to 43, 47 to 49, 147, 148M, 148A(W), 149, 150, 152, 179	
		110. Coonoor	(13 Polling Stations) 1 to 3, 25, 30, 34 to 36 154,160, 182,183,185	
4.	Salem	85. Mettur	(3 polling stations) 48 to 50	Relatively longer in distance from the dispatch centre to polling booths and are situated in hilly area. It may take 7 to 15 hrs to reach the polling stations.
		82. Attur	(1 polling station) 2	
		91.Veerapandy	(1 polling station) 137	

B. Proposals seeking exemption from randomization

Sl. No.	Name of the District	No. and Name of the AC	No. of the polling stations	Reasons for difficulty
1.	Krishnagiri	54. Veppanahalli 56. Thalli	Entire ACs	Most of the polling stations are located in hilly areas and polling personnel have to go through forest area and the voters residing in Thalli Constituency are speaking different languages such as Tamil, Telugu, Kannada and Urdu. During the summer, wild animals are entering into habitations.
2.	Theni	198.Andipatti	(13 Polling Stations) 156,165,166, 170 to 172, 238 to 244	The Polling stations are located in hilly areas.
		200. Bodinayakkanur	(10 Polling Stations) 1 to 6, 10 to 12 and 87	
3.	Coimbatore	124. Valparai	(58 polling stations) 123-180 (list enclosed)	Most of the polling stations are located in and around hilly area and the polling personnel from plains may face problems in moving to the polling stations located in the remote hilly areas, since the mode of public transport is meager.
4.	Erode	105. Anthiyur	(13 Polling Stations) 1-5, 6A(W), 6M, 7A(W), 7M, 8 to 11	The Polling stations are located in hilly areas.
		107. Bhavanisagar (SC)	(11 Polling Stations) 19, 20, 24, 25, 41, 44, 46,114 to 117	

The Election Commission of India agreed to the above proposals with a direction that in these Assembly Constituencies, the Observers would randomize the polling officials within / amongst the available officials of the particular linguistic group manually to the extent feasible and limited randomization within each category like Telugu speaking, Kannada speaking, Urdu speaking polling staff of area comprised of difficult terrain, etc. should be done and polling staff may be posted accordingly.

As per the existing instructions of the Election Commission of India for the appointment of polling personnel, the staff whose native place is in the Assembly Constituency or who resides in the Assembly Constituency or who is working in the Assembly Constituency is not to be appointed for the election duty in the same Assembly Constituency. However, in very small districts like Perambalur and Ariyalur which have only 2 Assembly Constituencies each, the above conditions have resulted in problems like dearth of personnel for election duty in one of the Assembly Constituencies. Therefore, the matter was discussed with the Deputy Election Commissioner, Election Commission of India and it had been decided to relax the above conditions in respect of Perambalur and Ariyalur districts in view of the above reasons, wherein one of the restrictions was relaxed.

6. Zonal Officers

The Zonal or Sector Officers are the constituency level field functionaries responsible for election management throughout election process right from the day of announcement of poll schedule. There were about 10 polling stations for each Zonal party in rural area and around 15 to 18 polling stations in maximum 4 locations in urban area depending upon the topography of the Assembly Constituency segment. Officers in the cadre of Tahsildars and Deputy Tahsildars were generally appointed as Zonal Officers and Assistant Zonal Officers respectively. In Chennai city, Central Government officers were also appointed as Assistant Zonal Officers / Zonal Officers. The district-wise total number of zonal officers deployed is given in **Annexure 4.3**.

They were given training specially in regard to EVM, Election Management, Poll Process, Model Code of Conduct, Election Expenditure Monitoring and other important aspects of elections, keeping in mind that they might be Master Trainers for the polling personnel. They were provided with a vehicle in advance and the materials listed below:

- (i) Training inputs being given to Presiding/Polling Officers
- (ii) Detailed map of the sector
- (iii) List of notified polling stations in his area.
- (iv) Communication Plan,
- (v) Reserve EVM(s), indelible ink, green paper seal.

The Zonal Officers were supposed to visit the polling stations and inspect the physical status of the building besides the availability of drinking water, electricity, toilet, ramp, etc. Besides, they arranged for EVM demonstration in public places for the benefit of electors. They were to visit thrice the catchment area of their respective polling stations covering habitats vulnerable for threat and intimidation to keep an eye on trouble mongers, anti-social elements etc., and report about them including the movement of unauthorized campaign vehicles, defacement of property, unauthorized campaigning, misuse of public buildings/ Government Vehicles/ Government servants and all possible violations of MCC to the RO/DEO.

On the pre-poll day, the Zonal Officers collected and handed over all the election materials intended to the polling stations to the polling parties. The Zonal Parties along with the Mobile Parties went round the polling stations assigned to them. On the day of poll, the Zonal Parties/ Mobile Parties visited each of the polling stations in their Zone to see whether the polling Officers were following all the instructions of the Commission and to clarify the doubts of Polling Officers on the electoral process.

Each Zonal Party carried sufficient reserve materials like EVMs, Batteries, few phials of indelible ink, green paper seal, etc. for distribution to the polling stations in case of necessity. The Zonal Officers and Mobile teams were also to track the conduct of mock poll at the polling stations and ascertain the mock poll status within 30 minutes and intimate to the Returning Officer about the actual conduct of mock poll. They were to make enquiry with the polling personnel and with the public as to whether everything was going on smoothly and sign in the register maintained by the Presiding Officer. They were to spread the message that peaceful voting was in progress in the area they covered so that it could act as a psychological booster. Incidents such as high/low percentage of poll in a particular polling station, turn out of women voters, adjournment of poll in any polling station, polling in sensitive areas, polling in areas predominated by weaker sections, general law and order situation in the

polling area, any defect in functioning of EVM were to be reported by the Zonal Officers to the Returning Officer then and there. They were also to report the presence/absence of polling agents in Polling Station. They gathered percentage of poll once in 2 hours and reported to the RO. Besides furnishing timely report on mock poll, poll percentage, etc. the Zonal Officers had a vital role in setting right the problems in EVMs or replacing the mal-functioning / defective EVMs in case these could not be set right by the technicians of BEL on the poll day and thereby ensuring uninterrupted polling in Tamil Nadu.

After the close of the poll, the Zonal and Mobile Parties collected the polled materials and handed it over at the reception centre (i.e. counting centre). The Communication Plan was to help the authorities in tracking the Zonal Officers through their mobile phone. The Zonal Officers handed over separately the Presiding Officer's Diary, Visit Sheets, Form 17-A Register, 17-C Accounts of Votes Recorded, Diaries maintained by Patrolling/Sector/Zonal Magistrates, Complaints Registers of the District Control Room, etc. to a separate counter for the verification by the R.O. on the next day.

7. Counting Personnel

For the counting of votes, staff in the categories of (i) Counting Supervisor, (ii) Counting Assistant, (iii) Micro Observers for counting and others were appointed. The District Election Officers were instructed to issue Photo Identity Cards for all the counting staff. All the Returning Officers was instructed to make arrangements for the appointment of 28 counting personnel (14 counting assistants / 14 counting supervisors) besides reserve counting supervisor and counting assistants. Apart from this, there was one Central Government employee on every counting table as counting Micro Observer for counting purpose. District-wise deployment of counting personnel is given in **Annexure 4.4**.

8. Review and Follow Up Through Video Conferencing

Video conferencing was used as an important tool to keep the line of communications open between the CEO's office and the district authorities. Chief Electoral Officer convened Video Conferences with the District Election Officers, District Revenue Officers (Elections)/PA (Elections), Special Tahsildar (Elections) regarding various subjects on the following dates as detailed below.

SL. NO.	VIDEO CONFERENCE HELD ON	SUBJECT	PARTICIPANTS
1.	10.12.2010	Identification of additional storage space to receive and store the new model EVM's (post 2006 model) from Uttar Pradesh.	DRO (Elections) PA (Elections) ST (Elections)
2.	12.01.2011	i. Preparation of National Voter's Day celebrations ii. Publication of electoral roll for TNLC constituencies iii. First level checking of EVMs iv. Vulnerability Mapping Assembly related issues Personnel database, Police database, 67 part statement, Master Trainers, Nodel Cell.	District Election Officer's, DRO (Elections) PA (Elections) ST (Elections)
3.	31.01.2011	First Level checking of EVM's (Post -2006 Model)	DRO (Elections) PA (Elections) ST (Elections)
4.	14.02.2011	Monitoring the progress of preparatory activities for the General Elections to TamilNadu Legislative Assembly, 2011 on every Monday.	All DEO's
5.	21.02.2011	Weekly review of Election work	All DEO's all SP's and all
6.	18.03.2011	Elections preparedness	All DEO's
7.	21.03.2011	Monitoring the progress of preparatory activities for the General Elections to TamilNadu Legislative Assembly, 2011 on every Monday.	DRO(Elections) PA (Elections) ST (Elections) & Programmer
8.	25.03.2011	Elections preparedness	All DEO's PA (Elections)
9.	05.04.2011	Elections preparedness	All DEO's
10.	07.04.2011	SMS based Poll Monitoring	All District programmers and EPIC operators

SL. NO.	VIDEO CONFERENCE HELD ON	SUBJECT	PARTICIPANTS
11.	11.04.2011	i. SMS based Poll Monitoring ii. Live Recording iii. DEOs control Room	All District programmers and EPIC operators
12.	07.05.2011	New instructions for counting and counting arrangements for the General Elections to TamilNadu Legislative Assembly, 2011.	DEO's and PA (Elections)
13.	11.05.2011	i. Review of installation of Computers in the Counting Centres ii. Broad Band Connectivity at the Counting Centres iii. Software Installation required for GENESYS iv. Empty Form 20 Excel Sheet with Party abbreviation.	ST (Elections) and Programmers

The video conferences conducted on frequent intervals for review of preparedness and follow up regarding conduct of General Elections to Tamil Nadu Legislative Assembly, 2011 had a salutary effect. Immediate feed back could be got by the Chief Electoral Officer from the DEOs/SPs whose doubts on many issues could be clarified, which saved lot of precious time and thereby the Election Machinery could be run smoothly towards conduct of peaceful, free and fair elections.

Chapter - V

ELECTRONIC VOTING MACHINES

Electronic Voting Machines (EVMs), manufactured in 1989-90, were used on experimental basis for the first time in 16 Assembly Constituencies in the States of Madhya Pradesh (5), Rajasthan (5) and NCT of Delhi (6) in November 1998. Starting from this modest experiment, over one million machines were used in 2004 Lok Sabha election, when the use was universalized.

1. Mobilisation and Logistics

(a) Electronic Voting Machines (EVMs)

In November 2010, Election Commission of India in its letter No.51/8/3/2010-EMS, dated 15.11.2010, directed to use only post 2006 model EVMs in the General Elections to Legislative Assembly 2011. 12,700 Electronic Voting Machines of BEL 2006 make which were in good condition and free from Election Petitions were available in Tamil Nadu. An assessment of number of Electronic Voting Machines to be used in the General Elections to Legislative Assembly, 2011 was made based on the number of Polling Stations proposed to be set up with 12% as reserve.

Based on the above assessment and request from the office of the Chief Electoral Officer, the Election Commission of India in the Letter No.51/8/3/2010-EMS dated 25.11.2010 ordered for diversion of 88,000 Ballot Units and 59,000 Control Units of Bharat Electronics Limited (BEL) Machines from the States of Uttar Pradesh and Gujarat for use in the Assembly Constituencies in all the districts. Subsequently, Election Commission of India then revised its earlier order modifying diversion of 78,000 Ballot Units and 59,000 Control Units from Uttar Pradesh and 10,000 Ballot Units from Gujarat to Tamil Nadu in its letter No.51/8/3/2010-EMS dated 14.12.2010. In addition, to this 3,600 Ballot Units were further diverted from Gujarat to Tamil Nadu vide in its Letter No.51/8/3/2010-EVMs, dated: 07.01.2011.

After receipt of order for diversion of EVMs from Uttar Pradesh and Gujarat to Tamil Nadu, a team led by the Additional Chief Electoral Officer (R), was deputed to Uttar Pradesh for the transportation of the allotted Ballot Units and Control Units. 35 officials in the rank of Deputy Collector from 30 Districts of Tamil Nadu were deputed to 35 Districts of Uttar Pradesh. 79,504 Ballot Units and 59,041 Control Units from the 35 Districts of Uttar Pradesh were transported to Kanpur through Trucks/Lorries and loaded in the Containers of Container Corporation of India. From

Kanpur 135 containers were dispatched through 2 trains to Chennai, with security provided by Railway Police. Thereafter, 135 Containers were re-allotted and dispatched to 30 Districts in Tamil Nadu through Container Corporation of India Container lorries based on the assessment regarding requirement of Control Units and Ballot Units in each Districts. Inter District transfers were also carried out in some Districts wherever necessary.

Similarly, two teams of officers were deputed to Gujarat for transporting 13,599 Ballot Units from the Districts of Gandhi Nagar, Dhabodh, Vadodara, Anand, Surendar Nagar, Amreli, Bhavnagar and Junagarh. The Ballot Units were loaded in 8 trucks and moved to Chennai, Vellore and Kanchipuram Districts accompanied by officials from Tamil Nadu, along with Police armed security. TCI Freight Limited (Division of Transport Corporation of India Limited) was engaged by the districts for the transportation of the consignment from Gujarat. When these trucks passed through the States of Maharashtra and Karnataka, adequate Police security was provided by the States concerned.

A sum of Rs.1,14,50,000/- have been incurred towards transfer of EVMs from Uttar Pradesh and Gujarat to Tamil Nadu. The total availability of EVMs in the district after this transfer from Gujarat and Uttar Pradesh is given in **Annexure 5.1**.

b) Electronic Voting Machines Alkaline Batteries

The BEL which was requested to supply batteries for the 32 Districts for use in the BEL EVMs, supplied 73,100 batteries, of which 7,100 Batteries were earmarked for Training Purpose and the balance 66,000 Batteries were allotted for Poll day use.

c) Hand Book on EVMs

A Hand Book on 'Electronic Voting Machine' for training of Presiding Officers was printed and 60,000 copies were supplied to all District Election Officers.

d) Braille Signage System in EVMs

As directed by the Election Commission of India, the Braille Signage System in the EVMs was introduced in all the 234 Assembly Constituencies for the facility of visually impaired electors. The post-2006 EVMs used in this election had the numbers 1 to 16 etched in Braille in the machine itself, enabling visually challenged voters to identify their candidates. However, the contesting candidates were more than 16 in 17 Assembly Constituencies of eight districts viz., Chennai, The Nilgiris, Kanchipuram, Dindigul, Theni, Karur, Tiruchirappalli and Tirunelveli. For these constituencies,

additional 5,000 Stickers were procured for pasting on the 2nd Ballot Units of Electronics Voting Machines and distributed to District Election Officers concerned. There stickers had numbers from 17 to 32 in Braille.

e) Publicity through Hand Bills

Bit notices on Electronic Voting Machine, with captions such as 'Electronic Voting Machine – An Introduction' in Tamil and English (5,00,000) 'Vote by Electronic Voting Machine' in Tamil and English (5,00,000) and a pamphlet on 'How to vote in Electronic Voting Machine' in English (23,40,100) and Tamil (70,20,100) were printed and supplied to District Election Officers for educating the voters. All works related to printing of above said notices have been entrusted to the Government Central Press, Chennai-79. Big size Posters on Electronic Voting Machine in English and Tamil containing fictitious names of candidates with symbols were printed and supplied for display at the prominent places. A big size poster depicting the Ballot Unit of the Electronic Voting Machine was printed and supplied for display in front of each Polling Station on the Poll day for educating the electors.

f) Forms and Covers on EVM

The Register of Voters, Voters Slips, Address Tags, Special Tags, various Forms and Covers required for use at the Polling Stations and for the use of Returning Officers were printed and supplied to all District Election Officers.

g) Deputation of Engineers by Bharat Electronics Limited

BEL deputed 126 Engineers to Tamil Nadu and allotted 1 Engineer per 2 Assembly Constituencies to assist the Returning Officers of 234 Assembly Constituencies and to attend to the problems in the EVMs on Pre-Poll day, Poll day and during counting of votes.

2. First Level Checking and Storage of EVMs

As a part of preparation of EVMs for use at the polling stations, first level checking of EVMs is to be done before every elections. During the General Elections to Tamil Nadu Legislative Assembly, 2011 also the First Level Checking was done in advance in the presence of representatives of political parties.

During the last week of January 2011, based on the request from this office, Bharat Electronic Limited deputed 43 Engineers to carry out First Level Checking throughout the State in a phased manner. First Level Checking commenced on 24.01.2011 and was completed on 07.03.2011. Bharat Electronic Limited Engineers

test checked 72,537 Control Units and 1,00,663 Ballot Units. The schedule of First Level Checking was communicated to all the National and State Level recognized Political Parties by the District Election Officers. Their representatives also attended the First Level Checking everyday. Before the First Level Checking, the hall used was fully sanitized and made free from electronic device or components of electronic devices. Adequate Police Forces were deployed and entrance door was provided with metal detectors. Screening of every individual was done before entry in to the Hall and entry was permitted only on production of Identity Cards /passes issued by the District Election Officer. Nobody was allowed to carry any electronic device inside the hall including cell phones, camera and spy pens etc., Similarly, nobody was allowed to carry anything out of the First Level Checking hall. The entire process was videographed. The total number of EVMs which underwent FLC is given in **Annexure 5.2**.

The following officers were deputed by the Election Commission of India as Observers to oversee the process of First Level Checking of EVMs.

- i) Shri. T.Dakshina Murty, Additional Chief Electoral Officer, Andhra Pradesh
- ii) Shri.D.J.Bhattacharjee, Deputy Chief Electoral Officer, Arunachal Pradesh

During the First Level Checking the following were done:

a) Removal of address tags, and Ballot Papers

Cleaning of superscriptions on Control Units & Ballot Units, Clearing of earlier poll data, Dusting of Control Unit & Ballot Unit etc. These activities were carried-out in the secured protected place provided by the District Election Officers.

b) Visual Inspection of CU/BU

Physical verification of Carrying Cases, Control Units, Ballot Units, Connecting Cable, Connectors, Latches etc. to ensure no breakages.

c) Full functionality checks

Checking of all switches in Control Unit & Ballot Unit, Doors (flaps), Scaling provisions, Scratches on acrylic screen etc. Confirmation tests for efficacy of Control Unit, Ballot Unit etc.

d) Conduct of Mock Poll

Casting of votes against all 16 candidate switches and observation of result & clearing of mock poll data. In 10% of EVMs at least 1,000 votes were polled during the mock poll. In rest of the machines number of votes polled during the mock poll

was subject to the satisfaction of the representatives of political parties. Representatives of political parties were allowed to do the mock poll themselves. Signatures of representatives of political parties were obtained in a register as a token of having done mock poll themselves.

e) Demonstration of printout of results

A printout of the results of mock poll as well as a sequential print out of every vote polled during the mock poll were taken out for at least 10% of EVMs and shown to the representatives of political parties.

f) Sealing of plastic cabinet of Control Unit of EVMs with pink paper seal

In order to ensure that the Control Unit of the EVM has not been opened after First Level Checking of the EVMs, the Control Unit was sealed with the “Pink Paper Seal” supplied by the Nasik Security Press in the presence of the representatives of the Political Parties present at the time of First Level Checking. The Pink Paper Seal was affixed on the portion between the Candidates Set Section and the Result Section of the Control Unit.

EVM storage points were featured with the following points as per the direction of the ECI:-

- i) EVMs were stored in a separate room where nothing other than EVM was kept. Warehouse was not located below Taluk level. EVM storage godown had only one entry point. All other doors or windows or ventilators in the godown were sealed using brick-masonry or concrete.
- ii) Entry of EVM storage godown had been secured by the double lock system. The keys of the same were held by two separate officers nominated by the District Election Officer, one of whom was of the rank of Sub-Divisional Magistrate.
- iii) Godown was kept in such a manner that there was no dampness, pests, rodents etc., Proper fire fighting arrangements were also provided. Godown was free from flood/water logging risk/cracks/leakage/broken window/ventilator etc.
- iv) 24 hours police guard had been posted at the godown in districts. For every godown, a separate godown in-charge had been nominated who was not below the rank of Tahsildar.

3. Preparation of Electronic Voting Machines

After finalization of candidates, re-assessment of EVM requirement for each constituency was done as one ballot unit can cater up to sixteen candidates only. Two ballot Units had to be supplied to 3,807 polling stations, where more than sixteen candidates contested. Totally 54,314 Control Units and 58,121 Ballot Units were supplied to the polling stations. District-wise details are given in **Annexure 5.3**.

i) First Randomisation

For the purpose of tracking various steps taken in the process of first level checking, randomization and deployment of EVM, an adhesive label (pre-printed sticker) was supplied for use. A database of the CUs and BUs verified and certified were prepared separately and kept in readiness for randomization. The data base structure contained details of CUs and BUs indicating the machine number (original number given by the manufacturer as inscribed on a metallic plate at the back side of the CU/BU as the case may be).

Randomization had been done by the DEOs in the presence of the representatives of recognized political parties, making use of a computer software given by CEO's office, by grouping CUs/BUs to match the poll day requirement including the reserve required for each constituency. Again, the surplus CUs/BUs were also randomly grouped and distributed AC wise for the purpose of training. The R.O of the constituency had taken over the charge of the CUs/BUs randomly allotted to his constituency. The CUs/BUs meant for use at polling station were separately taken to R.O's strong room under proper escort and guarded by suitable force. The training EVMs were distributed to the relevant officers for the training purpose. The strong rooms were sealed in the presence of the representatives of political parties with their seal affixed on the lock.

ii) Second Randomization

On the day fixed for preparing the CUs/BUs for taking poll at polling stations, the preparation of CUs/BUs was done invariably in the presence of the candidate or his agent or authorized representative and in the presence of observer as per the existing instructions. After all BUs and CUs had been properly prepared, the second randomization was done using computer software provided by CEO, to allot the CUs/ BUs to specific polling stations. After it was done, the PS Number was written on the boxes to which the CU/BU had been randomly allotted in the slot provided for it in the adhesive label. The remaining CUs/BUs were kept as 'Reserve' for use if needed.

One week before the date for the preparation of the voting machines notice in writing was given to each candidate or his election agent intimating him the place or places where the machines would be so prepared and the date and time at which such preparation would commence. Proper acknowledgement /receipt also had been obtained and kept on record. Candidate/his election agent with the number of representatives that every candidate could bring with him at the aforesaid place or places were permitted to watch the whole process of preparation of the machines in the presence of Observers and the same were video graphed.

iii) Safe preservation of prepared voting machines and supply of EVMs to polling stations

All the voting machines which had been prepared for use at the election, including the reserve machines, were kept and preserved in safe custody in a strong room under double lock which were sealed with the seal of the Returning Officer. The candidates and their agents were also permitted to put their seals on the lock and the strong room was kept fully guarded at all times.

4. Malfunctioning of EVMs

Whenever reports were received on the malfunctioning of Electronic Voting Machines, the concerned Zonal Parties replaced the defective machines promptly and the poll was conducted peacefully. Totally, 452 EVMs were replaced during polls. Details of defective machines seen during polls are given in **Annexure 5.3**.

The counting of votes in all the 234 Assembly Constituencies was taken up at 08-00 hours on 13th May, 2011 and the Returning Officers declared the results with the approval of the concerned Observers of the Election Commission of India. On the day of counting i.e. on 13.05.2011, in few Assembly Constituencies viz. Kolathur the problem of mechanical failure of Electronic Voting Machines on cases of 'CLOSE' button not pressed was reported. However, there was no need for re-poll, since the lead margin was more than the number of votes recorded in the defective Electronic Voting Machines. The Returning Officers concerned declared the results with the approval of the Observers of the Election Commission of India.

In general, electors in Tamil Nadu did not experience any difficulty in the use of Electronic Voting Machines during the Elections.

Chapter - VI

TRAINING OF POLLING PERSONNEL

Traditionally, the training in Tamil Nadu was restricted to training of DEOs/ROs, Police and Polling Personnel. These trainings were usually large gatherings in a big hall, and more in nature of one-to-many monologue. The take aways of these trainings were very limited, with a large proportion of participants, mentally switching off right at the beginning of the training.

Adopting a different approach, area specific trainings were given this time in batches of a maximum of 40-50 to various categories of officers. For this a partnership was forged with Anna Institute of Management, where the training of master trainers was housed. In each area of training, master trainers of districts were identified who were trained in those areas. In addition Returning Officers and District Election Officers were similarly trained in small batches.

1. Formation of Nodal Cells

For the first time, a systematic approach was made towards election management. Distinct areas of election management were identified, for which nodal cells were formed and placed under separate nodal officers. Nodal cells were formed in Chief Electoral Officer's office to implement and monitor various activities relating to the conduct of General Elections to Tamil Nadu Legislative Assembly, 2011 and the officers from the level of Under Secretary to Government to Additional Secretary to Government in Chief Electoral Officer's office were appointed as Nodal Officers and Addl. Chief Electoral Officers were appointed as supervisory officers for the Nodal Cells.

The District Election Officers were directed to form similar corresponding Nodal Cells in their respective districts for effective implementation, monitoring and co-ordination of all activities for the General Elections to Tamil Nadu Legislative Assembly, 2011. Accordingly, the District Election Officers communicated the details of nodal cells formed and the contact numbers of the Nodal Officers to Chief Electoral Officer's Office.

List of Nodal Cells

1. Personnel and personnel welfare
2. Training
3. IEC, Helpline and Media
4. Materials, EVM, EPIC, Rolls
5. Web-casting, SMS based reporting, Communication plan and Randomization software.

6. Model Code of Conduct, political parties
7. Statistics, reports, maps and websites
8. Counting centres and Observers.
9. Police, Law and Order, Zones, Polling Station, Transport
10. Rules, instructions, control room and co-ordination
11. Expenditure Control.

2. Preparation of Training Materials and Manuals

Unlike previous Lok Sabha / Assembly Elections, Training was given paramount importance. Human resource management in election plays a major roll in successful conduct of election both to Lok Sabha as well as Legislative Assembly. So, the emphasis of the Election Commission of India was for imparting proper training to the personnel involved in elections at every level. Commission had also reiterated the need to standardize the training and learning material.

Accordingly detailed training materials were prepared for each set of training. These involved power point presentations, handouts, movies and live demonstrations. The training materials used are listed in **Annexure 6.1**.

3. Preparation for training of election officials and polling parties

Based on the instructions of the Commission the following action plan was formulated for training of election officials. The DEOs, ROs, SPs, Master Trainers, Nodal officers, Zonal officers, SHOs and all the polling personnel were provided comprehensive and subject specific training.

A. Preparation of training Calendar

- Identification of subjects for which training programmes were to be organised.
- Identification of Master Trainers /Resource persons two per subject from each District.
- Identification of Participants / Officers / Employees for training and their numbers.
- Preparation of schedule for training (Exact Date, Month, Time and duration) for Master trainers and at District level.
- Identification of training institutions and subject matter specialist for training master trainers.
- Preparation of material for distribution during training.

- No. of batches of training (Each training for not more than 40 to 50 persons).

The training calendar followed for training in the Headquarters and in districts are given in **Annexures 6.2 and 6.3.**

B. Subjects identified for training of Master trainers/ Nodal officers

- EVM (Preparation /setting and trouble shooting)
- Polling Personnel and Micro Observers
- Role of Police, Law & Order and deployment of force
- IEC & Helpline, Communication Plan and Media
- MCC and Complaints
- Conduct of elections and Election Process
- Procurement and distribution of Materials
- Expenditure Monitoring and accounts
- Video trial, video viewing and shadow register
- Counting

C. Preparation of material for distribution during training

- Subject-wise materials (like Films, Handbooks, Checklists, Leaflets, Presentations, FAQs, Instructions etc.) had been identified and prepared before commencement of Training.
- Latest instructions/guidelines of ECI/CEO office regarding the subject were provided along with Training materials.
- Subject-wise presentations for training were circulated among the participants.
- Materials were given in hard copy and in soft copy, wherever required.
- Materials were circulated in bound / ring bound form with index showing details of contents.
- The Training Materials were also put on the website on DEOs portals for easy access and reference

The Hand Books and Manuals printed by this office have been supplied to the District Election Officers for the use of the polling personnel. Apart from the above, the power-point presentations containing instructions with illustrations prepared centrally by this office both soft copy and in printed form with the updation of latest instructions issued by the Election Commission of India were given to the trainees.

Out of the Nodal Cells formed at the district level two master trainers per district from each of the nodal cells on specific subject areas were given training. Direct training by CEO were given to DEOs and ROs through training sessions.

4. State Level training for DEOs / Returning Officers / Nodal Officers and Master Trainers

The training of DEOs / ROs in 5 batches were held in Chennai from 24th to 26th of February, 2011, each batch having the range from 44-50 Returning Officers depending on district configuration in the batch.

In addition, Training Programme for Nodal Officers, along with Master Trainers for specific subjects along with the election officials in the DEO's office was conducted from 14.02.2011 to 23.02.2011 in Anna Institute of Management, Chennai as per the following schedule:

- (i) Half a day training for PA (Elections) and Tahsildar (Elections) of each DEO's office (Total 64 persons) on instructions and rules relating to conduct of elections and election process.
- (ii) Training on expenditure monitoring and accounts along with video surveillance, video viewing & shadow registers in 2 batches (Total 96 persons @ 48 per batch) for 2 days each on 17th and 18th of Feb. 2011. The participants in the above training were PA (Elections), the Nodal Officer and one person from Accounts Department in the district.
- (iii) Half a day training in 2 batches on Polling Personnel (including Micro Observers and Zonal Officers) (Total 96 persons @ 48 per batch) on 14.2.2011. The participants were Special Tahsildar (Elections), Nodal Officers and Master Trainers.
- (iv) Half a day training in 2 batches on Procurement and distribution of Materials and Statutory Forms (Total 96 persons @ 48 per batch) on 14.2.2011. The participants were Special Tahsildar (Elections), Nodal Officers and Master Trainers.
- (v) Half a day training on MCC and complaints monitoring on 15.2.2011 (total 96 persons @ 48 per batch). PA (Elections), Nodal Officers and one Master Trainer were the participants for the above training.
- (vi) Half a day training on role of Police, Law and Order, deployment of forces was held on 15.2.2011 in 2 batches (total 96 persons @ 48 per batch). PA

(Elections), one Nodal Officer from Revenue Department and one Police Nodal Officer attended the above training.

- (vii) Full day training on EVM, preparation, setting and trouble shooting was held in 3 batches (total 128 persons @ 40-44 per batch) on 21.2.2011, 22.2.2011 and 23.2.2011. PA (Elections), Special Tahsildar (Elections), Nodal Officer and one Master Trainer attended the above training.
- (viii) Half a day training on IEC, Helpline, Communication Plan, Media and SMS based Monitoring System in 3 batches (total 128 persons from 21st to 22nd Feb @ 40-44 per batch). PA (Elections), Programmers, Nodal Officer and PRO / APRO of the districts participated in the above training.
- (ix) Training of the Master Trainers for training of polling personnel from 08.03.2011 to 10.03.2011 at Anna Institute of Management, Chennai in batches each consisting not more than 30 participants so as to make them learn all the points relating to poll duty in detail.

The Chief Electoral Officer, Addl. Chief Electoral Officers and the Joint Chief Electoral Officer in the office of the Chief Electoral Officer and certain retired officials with election experience conducted the training sessions which was proved to be of immense help to the participants during the entire course of training sessions conducted for various levels of officials for the General Elections to Tamil Nadu Legislative Assembly, 2011.

The Chief Electoral Officer, Addl. Chief Electoral Officers and the Joint Chief Electoral Officer took pains to prepare training materials based on the existing as well as revised instructions issued by the Election Commission of India from time to time and duly incorporating the latest amendments issued in the acts and rules relating to conduct of elections. The training materials so prepared were put in soft copy and the CDs containing the training materials were distributed to the trainees for their use at the field level. The Anna Institute of Management helped in the distribution of training materials in hard copies which could be used as handy reference.

5. Training on Counting of Votes

A training programme was conducted for DEOs, ROs, Principal ARO and Master Trainers (1 person per constituency) in connection with the counting of votes and declaration of results for the General Elections to Tamil Nadu Legislative Assembly, 2011 on 27.04.2011, 28.04.2011 and 03.05.2011 to 05.05.2011 in Coimbatore,

Tiruchirappalli, Madurai, Pudukottai and Chennai. In the above training sessions detailed classes were conducted by the CEO on the counting procedure, Commission's instructions on counting of votes, declaration of results, preparation of accounts of votes recorded (Form-17C) and randomization and appointment of counting personnel etc.

The above trainings enabled the participants to learn in details about the various aspects of election so that they can impart training to the

polling personnel / counting personnel in their respective districts. The elaborate training sessions helped to ensure the process of elections throughout the General Elections to Tamil Nadu Legislative Assembly, 2011 went on without any major issues. Besides class-room training, hands-on training on important areas such as EVM operation, frequently conducted Video-Conferencing with DEOs / ROs also came very handy.

6. Problems faced

The Hon'ble High Court of Madras in Writ Petition Nos.5700, 5826 and 5930 of 2011 filed by Makkal Sakthi Katchi, in its order dated 09.03.2011 had directed among others that no teachers of schools where examinations were held shall be deployed or called for training before the completion of the above mentioned examinations. The elections were scheduled on 13th April, while the last exams were scheduled on 10th April. Hence, as per this order no teachers could be called for training before 10th of April.

It was considered as a major setback since teachers formed a sizable population in the category of polling personnel. Moreover, as per the Election Commission of India's guidelines three sets of trainings are to be provided to the polling personnel. These trainings are very essential since the polling staffs have to work in the polling stations in isolated places. It is also more important in the light of the fact that the elections are held through EVMs for which technical handling skills have to be provided to the officials during training.

It was ascertained from the Directorate of Government Examinations that there were totally 1,859 centres for the Higher Secondary Examination and 2,923 centres for the SSLC Examination. The total number of teachers deployed in these examinations was 45,000 for Higher Secondary and 71,900 for SSLC. This of course constituted a large portion of total polling staff requirement and it would not have been possible to conduct the poll by leaving out the teachers who had been drafted

for exam duty. In the above circumstance, a Writ Petition was filed in the Hon'ble High Court of Madras praying modified orders for permission to conduct the training on 20th March 2011 and 3rd April 2011 which happened to be on Sundays without affecting the examinations being held, since there was no examination scheduled on the dates and hence most students are not going to be affected by this. The Hon'ble High Court of Madras in its subsequent order dated: 16.3.2011, modified its earlier directions and directed that since the elections were held through EVMs for which technical handling skills would have to be provided to the officials through training, the teachers might be given training on 03.04.2011 also, in addition to 27.03.2011, since by then, the Higher Secondary Examinations would have been completed and since 03.04.2011 falls on Sunday.

Chapter - VII

MODEL CODE OF CONDUCT

The objective of Model Code of Conduct (MCC) formulated by the Election Commission of India is to ensure a level playing field for all the participants so that a healthy atmosphere is created during the election campaign. Most of the provisions of the Code are based on voluntary acceptance of the principles by political parties and are not based on legal or statutory backing for implementation. Free and fair elections require implementation of Model Code of Conduct in letter and spirit statewide since the formulation of the Model Code of Conduct is based on the consultation with all the political parties. The onus lies more on the party in power which could feel that it is being excessively regulated, which is natural since it is in the best position to utilize the state apparatus to upset the level playing field. MCC ensures that it does not enjoy any unfair advantage because of the fact of its being in office during the election process.

The General Elections to Tamil Nadu Legislative Assembly was announced on 1st March 2011 and the Model Code of Conduct came into force immediately. Consequent on this, consolidated instructions/ guidelines on the Model Code of Conduct and Do's and Don'ts to be followed with regard to it were prepared separately and communicated for all Political Parties namely all National Parties, State as well as Registered Parties / Secretaries to Government of all the Departments / HODs of Government / Police Officers / DEOs, etc. A training programme for Secretaries to Government and political parties was also conducted on the subject.

Prevention of defacement of property occupies an important place in effective implementation of Model Code of Conduct. Tamil Nadu Open Places (Prevention of Disfigurement) Act, 1959 is the State enactment, the provisions of which were enforced strictly during the General Elections to Tamil Nadu Legislative Assembly, 2011. Under this law advertisements/ posters/ hoardings are prevented both in private and public buildings in urban areas. This law does not cover the rural areas, where the instructions of Election Commission were followed, wherein there was total ban on posters/ hoardings on public property, while on private property prior permission of the owners would have to be obtained.

Since there was a very strict adherence to the code, there were a lot of references from Secretaries/ HODs/ District Election Officers seeking advice/ clarifications on the Model Code of Conduct. The requests seeking exemption from Model Code in

respect of important issues made by the departments were referred to the Election Commission of India for its instructions.

Election Commission of India had issued various instructions on observance of code of conduct from time to time. Important aspects of the code of conduct were reiterated by the Commission at the time of General Elections to Tamil Nadu Legislative Assembly, 2011, which were implemented very strictly.

As per the directions of Election Commission of India, standing committees were formed in each constituency, apart from those at the district level. In these committees representatives of all National parties, State parties in the State as well as the Registered parties functioning in the constituency were associated. The independent candidates contesting the election from the constituency were also made members of the committee.

The committees met as often as necessary. In such meetings, a special appeals were made to the members to co-operate in the observance of the Model Code of Conduct and to take active steps to ensure that no one, in an excessive zeal and excitement, overstepped the limits laid down by law. It was impressed upon the members that any violation of the code committed on behalf of any party or candidate could not, but create a feeling of bitterness and resentment in the minds of the other parties and candidates and their supporters. In the cases of the violation of the code brought to the notice of the Committee, which resulted in the breach of the Provisions of election law, the co-operation of local magistracy and the police in dealing with such election offences was sought.

The committee also considered, apart from the model code, any matter of common interest to the members and intended to further the object of holding free and fair election from the constituency.

Action taken on the violations

Expenditure Monitoring Teams such as Video Surveillance Teams were tasked also to monitor the MCC violations. They were in addition to MCC teams formed in each constituency. The Teams, as a first step, had to videograph the violations in their jurisdiction. Wherever violation occurred, notice was served to the concerned political parties to remove the violations, failing which the District machinery took steps to remove the structures, etc. and recover the cost from them. Further, the amount was added to the election expenditure of the candidate concerned and also action was taken to prosecute the offender(s). Standing Committee meetings were conducted periodically by the District

Election Officers/Returning Officers with political parties on all election related issues including enforcement of Model Code of Conduct. Local body employees, particularly in urban areas were utilized fully in the enforcement of Model Code of Conduct and for removal of flex-board etc. in public places.

At the District Level, the District Election Officers and COPs/SPs were informed that they were personally responsible for failure to enforce the Model Code of Conduct and for not taking action on their erring subordinates. At the Taluk level, the Tahsildar/ Inspector of Police were held personally responsible. The action taken report (ATR) on violation of Model Code of Conduct along with Press Clippings was sent to the Election Commission of India in important cases.

Due to the strict enforcement of MCC, more than 60,000 cases of MCC violations were identified and action taken. The detailed district wise list is given in **Annexure 7.1**.

Cases registered

Of all the MCC violations, there were some which were offences under various laws under force such as Indian Penal Code, Representation of People Act, 1951, etc. The total number of such cases registered was totally 6,815 for violation of Model Code of Conduct, distribution of money / material, criminal intimidation / violence, etc. The details of the same, district wise is set out in **Annexure 7.2**.

A drive was taken to bring these cases to completion before the end of election process. Because of this effort, of the total 6,815 cases registered, only 339 remained still under investigation at the end of polling process.

Daily Report on Model Code of Conduct

Daily Report on Model Code of Conduct compiled based on the reports obtained from the District Election Officers was sent to the Election Commission of India from the date of announcement of election until the declaration of results.

Easing of the restrictions of the Model Code of Conduct

The poll for the General Elections was held on 13.4.2011 and the counting of votes was scheduled to be taken on 13.5.2011. In view of the long time gap between the poll and the counting, the Election Commission ordered following relaxations in the operation of Model Code of Conduct – vide its letter No.437/6/2011(Instt), dated: 18.4.2011:-

- i. Floating of tenders may be done for approved works. Tenders, however, cannot be awarded without permission of the Election Commission of India.

- ii. Works finalized and work order issued, (but not started due to MCC) could be started.
- iii. Local body's meeting and decision making may continue.
- iv. Restriction on use of official vehicles by Ministers can be eased. Use of flags and beacon lights may be allowed as permissible under local Acts and Rules. They, however, will not be allowed to enter the strong room campus with the same. Alighting point for the vehicles should be marked clearly ahead of the outer security perimeter of the strong room campus itself beyond which it should be a pedestrian zone only.
- v. Ministers including Union Ministers and Secretaries can tour and visit the field. However, they will not call or review the works of the police and revenue personnel or any other election official (DM/SP/SDPO/SDM/RO/ARO/ERO/AERO, etc.) without prior approval of the Election Commission of India. These officials too shall not attend any review meeting called by them without prior approval of the Commission. There will be no compromise on their security bandobust but protocol restriction on officials will continue as before.
- vi. Procession/Meeting will be regulated as per existing laws. No procession or public meeting shall be allowed within 1 kilometer of the strong room campus.
- vii. Use of guest house by ministers on official duty may be allowed except during 11th to 15th May 2011 when it has to be reserved for Observers.
- viii. New works under NREGA can be taken up.
- ix. MP fund can be released but restriction on release of MLA fund will continue.

Withdrawal of Model Code of Conduct

The Election Commission of India vide its letter No.464/INST/2011, dated: 14.5.2011, directed that with the declaration of results of General Elections to Tamil Nadu Legislative Assembly, the Model Code of Conduct stands with drawn with immediate effect, viz. 13th May, 2011.

Chapter - VIII

CASES FILED IN HIGH COURT

An unprecedented thing seen during the General Election to Tamil Nadu Legislative Assembly, 2011 was the number of election related cases filed before the High Court / Supreme Court regarding various issues related to conduct of elections. These include issues related to inclusion of names in the Electoral Roll after the last day, change of names in the Electoral Roll, change of Booth locations, rejection of nomination papers, legality of expenditure control mechanisms, powers of Commission to transfer officials, dates of election, seizure of money meant for illegal distribution of money, seeking directions on Rule 49 'O' provision, use of teachers in elections, etc. The prayer of the petitioner and the direction of the Hon'ble High Court / Supreme Court based on the directions the actions taken by this Department are detailed in **Annexure 8.1**.

All the cases were promptly contested in the Courts, who were appreciative of the reasons for the decisions taken by the Commission. All cases generally went in favour of the Commission and the elections were conducted in time and in a fair and free manner.

Chapter – IX

Systematic Voters Education and Electoral Participation (SVEEP)

People's participation in the Electoral process is essential for the successful working of Democracy. While it is the right of the voter to decide whether he wants to vote or not, for a truly representative democracy, it is essential that the elected representative are elected in a poll where maximum number of eligible voters participate.

To ensure this, the Election Commission of India launched a **Voters Education and Electoral Participation** (VEEP) Programme (subsequently renamed as **Systematic Voters Education and Electoral Participation**, SVEEP) Programme to create awareness among the Public especially urban people and youth with reference to the General Elections to Tamil Nadu Legislative Assembly, 2011.

The main objective of SVEEP was to create awareness among the voters to cast their vote during the Elections, especially urban youth, and also to cast their vote according to their conscience without being influenced by illegal inducements or bribe. In nutshell, SVEEP had the following three fold objective:

- i) All those who are eligible to be voters should have their names registered in the electoral roll.
- ii) All those who are registered in the electoral roll should come to vote on the voting day.
- iii) All those who come to vote, vote in an ethical manner as per their conscience without being affected by illegal inducement or coercion.

Various activities such as formation of human chains & rallies, display of slides in cinema halls, cultural programmes, publicity through cable TV, video vans, display of posters at important locations, issuing of pamphlets & hand bills, creating awareness through Self Help Groups, awareness amongst parents through schoolchildren and competition for children were taken up under SVEEP Programme.

The SVEEP activity for General Elections kicked off with the celebration of the First National Voters Day (NVD) on 25th of January, 2011.

1. National Voters Day

As a measure towards enhancing the participation of citizens in the democratic electoral process, the Election Commission decided to celebrate 25th January, its foundation day, as National Voters Day every year starting from 25th January, 2011.

The main objective was to increase enrolment of voters and educating them on importance of voting. The First National Voters Day was celebrated in a grand manner in Tamil Nadu with the primary objective being inculcating the principle of ethical voting in addition to those relating to improving voter awareness and ensuring greater participation of people especially youth in the electoral process. Functions were held at all polling booths, in addition to Central Functions being held at the State and District levels.

a. State Level

A State level function was held at Raj Bhavan with His Excellency the Governor of Tamil Nadu as chief guest for the function. He administered the National Voters Day Pledge, delivered his special address and gave away EPIC cards to newly registered voters. The State Election Commissioner Mr. Syed Munir Hoda IAS (R) and Chief Secretary to the Government of Tamil Nadu Ms. S. Malathi, IAS, also offered felicitations. The school children and youth, especially college students, participated in various cultural programmes which highlighted the importance of participation of youth in building a stronger Democracy and also to act as responsible citizens in Democracy

Following activities were taken up at the state level:

- a) A stall was set up at the State level Trade fair exhibition for creating awareness among the voters on election and electoral processes as part of National Voters' Day celebrations. This stall had :
 - i. Computer kiosks for quick search on Electoral roll details.
 - ii. All forms for elector registration
 - iii. EVM demonstration
 - iv. FAQs on various election processes
 - v. Slogan writing competition
 - vi. Signature Campaign
- b) A tableau was presented by Public (Elections) Department on the Republic Day depicting:
 - i. A polling station with various categories of voters (Men and women, Young and old, differently-abled and sick) casting their vote.
 - ii. Youth Apathy and Voter Education and Empowerment activities motivating youth.
 - iii. EVM model

- iv. Publicity material for voter education
 - v. A prominent poster exhorting people to “Say Yes to Vote, No to Note”
- c) All Vice Chancellors of Universities had been requested to ask all colleges to administer the National Voters Day pledge to all students studying in colleges at 11.00 am on 25th January 2011.
 - d) Publicity materials shared with Visual Media and print media to support and partner with CEO to reach out the message to large sections of population all over the state.
 - e) The following slogans on the importance of ethical voting were printed in the 10 lakhs Post cards for creating awareness among the people to cast their votes.

“மக்களாட்சிபடி வாக்களிப்போம்
மனசாட்சிபடி வாக்களிப்போம்”

- f) A multimedia DVD (both Audio and Video) consisting the slogans on voting using the Sound bytes of ICONs and celebrities namely, His Excellency Shri A.P.J. Abdul Kalam (Former President of India), Thiru Surya (Actor), Tmt Rohini (Actress), Thiru Karthi (Actor), Tmt. Suhasini Manirathnam (Actress), Thiru Jeyam Ravi (Actor), Thiru Gopinath (Anchor), Thiru Vijay Antony (Music Director), Thiru. K. Srikanth (Cricketer) and Thiru M.S. Dhoni (Captain, Indian Cricket team). The CDs / DVDs were distributed to all Districts for telecasting in cinema halls, Cable TV networks, Video vans and school TV shows for children and parents. The CDs / DVDs were also distributed to Doordharsan, All India Radio and Media Agencies (Private TV Channels / FM Channels) for relay.
- g) BSNL had also supported CEO’s office in SMS campaign to all their subscribers by sending following SMS on 25th January 2011;
“Be a responsible citizen. Cast your Invaluable vote. Greater participation for a stronger democracy”.
- h) FM Radio channels broadcasted voters’ awareness programmes in the week of 20-26th January, 2011 by getting sound bites from celebrities and VIPs and phone in programme with youth to motivate young voters.
- i) Punch lines and slogans competition through the CEO website for sending short powerful slogans on the theme “Greater participation for a stronger democracy” in less than 20 words.

- j) Motor Cycle rally by college students emphasizing the importance of youth participation in election processes for stronger democracy from Marina beach to Gandhi mandapam.
- k) Talk show on All India radio and Panel discussion in Doordarshan on “Greater participation for a stronger democracy”.
- l) Voter awareness materials like posters, pamphlets, flex boards, stickers, badges etc., prepared with common messages for the entire state. The artwork CD sent to District Collectors for printing and display in prominent places and also distributed among the people especially youth.

b. District level activities

Every District had developed a District action plan which included awareness rallies, human chain, competitions for youth and students cultural programmes etc., in connection with National voters’ day. Some of the important activities taken up were:

- a) On 25th January, district level function was held in all district head quarters with District Collector administering the National Voters Day Pledge, distributing EPICs and NVD badges to new voters. Cultural programme and competitions were organised on importance of voting and democracy.
- b) Panchayat Level Federation (PLF) of SHGs had been used to reach the message of importance of participation of women for a stronger democracy in the General body meeting of PLFs on 26th January, 2011.
- c) The Grama Sabha meetings included a special agenda on ‘voter rights and duties’ and process of registration of new voters for the meeting on 26th January, 2011.

c. Polling Station level activities

NVD functions were organised at 28,909 locations covering about 54,000 polling booths with the Head Master of the school as the chief guest.

- a. All voters were administered NVD pledge.
- b. New voters within the booth area were given EPIC card and NVD badge.
- c. Cultural programmes were performed by school students

Civil society organisations, NGOs, Media, women and youth organisations had been requested to extend all support to the NVD celebrations. The NVD function had been celebrated in 28,909 locations across the state. During the above function,

nearly 6.08 lakh newly enrolled electors were given the EPIC and out of those, 3.50 lakh electors were in the age cohort of 18-19.

All the above activities were aimed at inculcating in new voters a commitment to democratic electoral process leading to stronger democracy, apart from instilling amongst people the sanctity of ethical voting. Due to the above efforts at all levels, complaints of non-inclusion of names in the electoral roll were very minimal during the General Election to the Tamil Nadu Legislative Assembly, 2011.

2. Voters KABP survey (Base line survey)

As per the instruction of Election Commission of India, Indian Council of Market Research was selected to conduct “Baseline Survey of Knowledge, Attitude, Behaviour and Practice (KABP) of Voters in Tamil Nadu”, in view of General Elections to Tamil Nadu Legislative Assembly, 2011. The main objective of the survey was to analyse the factors which led to low voting performance in the last Lok Sabha and Assembly Elections in Tamil Nadu. 5,000 voters were interviewed in 40 assembly constituencies as suggested by the Election Commission wherein 25 were with low voter turnout and 15 with high voter turnout. 125 samples were covered from each assembly constituency.

Based on the findings, an assessment was made regarding the expectations of different sections of the Electorate and to draw a SVEEP implementation plan accordingly. While the organization (ICMR) failed to carry out the full scope of study, and for which separate action was initiated against them, the partial study threw interesting findings which were useful inputs in fine-tuning the SVEEP programme and election management. Important findings of the survey are:

- One third of persons among who voted, cast their vote in the last elections because they thought it was their duty/right.
- Among non-voting persons, participants in the age group of 18-34 were highest in 2006 and 2009 elections.
- Participants who are working, self employed and running businesses comprise of about 75% of non voters in 2006 and 2009 elections.
- About 24 % of non voters did not vote in last elections due to non availability of EPIC cards.
- 44 % have reported as long queues as the major hurdle faced in last elections.
- About 47% of non voters did not vote in 2006 and 2009 due to non enrollment in electoral roll.

- Not knowing how to get enrolled (24%) and recent relocation of residence (21%) are reasons for not getting registered in electoral roll in the present address.
- Every 9 out of 10 had EPIC cards.
- About 94% of participants have registered as elector in the electoral roll.

The detailed findings of voters KABP survey has been hosted on the website **elections.tn.gov.in**.

In addition, a dip-stick survey was carried out across all constituencies by the DEOs. Some of the findings of the survey are:

1. Television and news papers were main source of information about election and electoral processes.
2. Main reasons for not voting in the last parliamentary election were name not in roll and gone out of town on Election Day.
3. The one major difficulty faced in the last parliamentary elections among voters was long queues.

3. SWOT Analysis

A SWOT analysis was done regarding the scenario in Tamil Nadu. Following were the important results of this analysis:

Strengths

- High literacy
- Very high penetration of newspapers, TV and films even in rural areas
- High awareness of election processes
- Very good mobilisation by all political parties

Weaknesses

- Apathy among educated /professional voters
- Urban voter apathy
- High tendency to be corrupted by illegal inducements
- High expectations for competitive bribing by political parties

Opportunities

- Use of AV media to reach out to youth and urban voters
- Youth mobilisation through Role models and youth icons

- Use of NSS and NYK
- Working with civil society groups and NGOs targeting educational institutions

Threats

- Report of advance planning by Political parties to woo voters through illegal inducements

4. SVEEP for Assembly Elections

The SVEEP for the Assembly Elections built upon the momentum provided by NVD. A SVEEP plan was prepared based on the results of the SWOT analysis and the results of the KABP survey. SVEEP District plan template was prepared and sent to all Districts for preparation of District SVEEP plans. Nodal persons were designated by each of the Government of India and State Government for preparation of department specific action plans and review of action taken. Strategic partnership was forged with Press and electronic media – through regular press briefings and press releases on subjects like voter information, voter facilitation measures and ethical voting. Civil society organizations/NGOs were identified as the main planks to reach out to youth/students on importance of voting and voting as per conscience.

a. SVEEP Plan

The target groups of SVEEP were youth, urban voters, upwardly mobile class, women and poor & low income group prone to migration. The focus areas of the Plan were:

- i. Registration of young voters especially in Urban Areas
- ii. Voters turn out in Urban areas
- iii. Ethical voting /Voting as per conscience (state wide)

The plan involved a gamut of activities involving the Election authorities, other Departments of Government of India and Government of Tamil Nadu, Media organizations and civil society. Some of the important components were:

- i) Special Campaigns were held for registration of Voters on Electoral Rolls, issuing of EPIC Cards and issue of Voter Slips
- ii) Wide publicity on various seizures made of illegal money suspected to be kept for distribution to voters
- iii) Dissemination of Voter information – what, when, where, how aspects of electoral processes explained to voters.
- iv) Holding of rallies and competitions at district and sub-district levels.

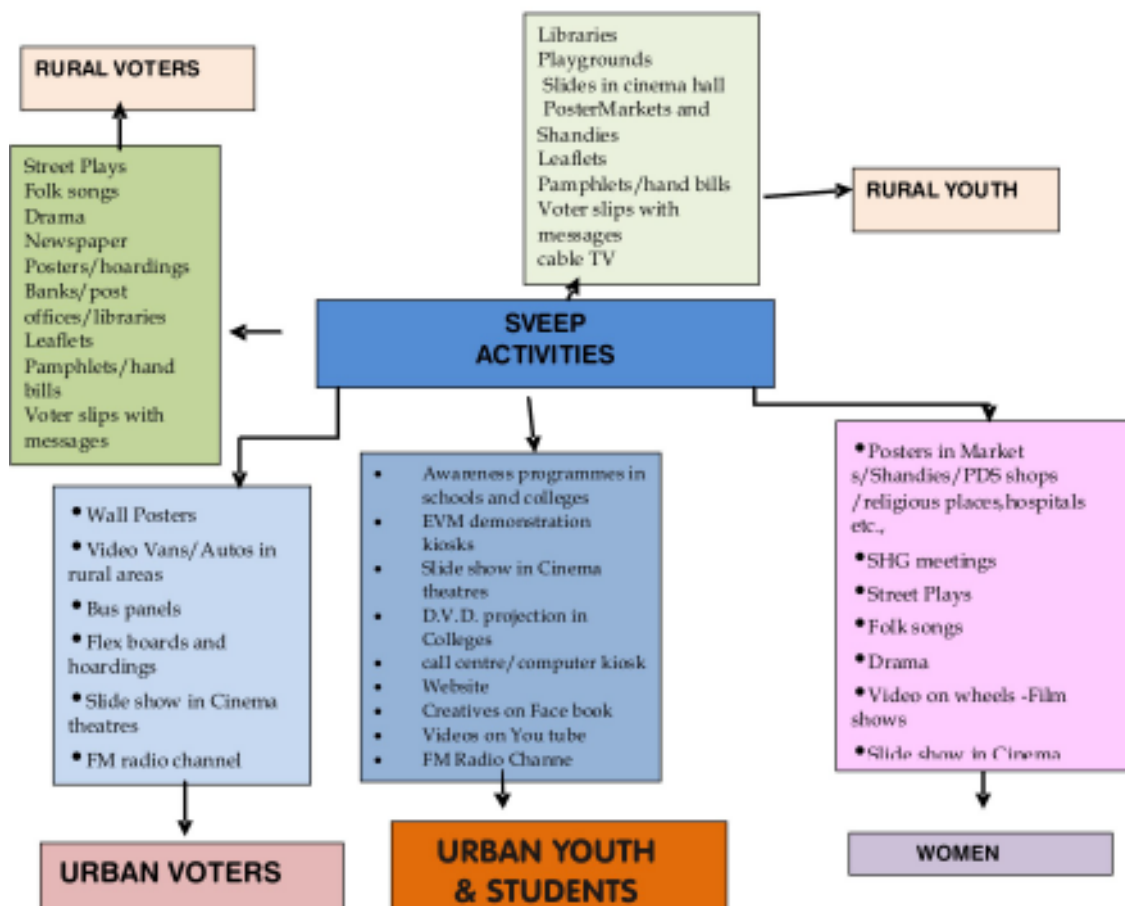
- v) Posters, hoardings and pamphlets
- vi) Radio and TV programmes, on both private and public channels.
- vii) Displays in cinema halls and local cable channels
- viii) Frequent interaction with Press/ TV by CEO/DEO
- ix) Press Releases
- x) Messages by ICONS
- xi) Use of ground level functionaries of various Departments:

There was an attempt to have specific targeted activities for different groups, depending on the reasons holding back those groups from voting:

ACTIVITIES COMMON FOR ALL TARGET GROUP

- News and advertisements through newspaper and electronic media
- AIR, DD, satellite channels, cable TV etc.,
- Posters and hoardings

ACTIVITIES SPECIFIC TO VARIOUS TARGET GROUPS



b. Activities by Departments

Voters awareness activities conducted by various department were:

Sl.No.	Name of the Department	Activities Conducted
1.	Directorate of Collegiate Education, Chennai	<ul style="list-style-type: none"> i. Special Camps in Rural and Urban areas by College Students ii. Poster competitions among the students iii. Rallies and walkathons along the streets of Villages iv. Organised street plays and skits with role play on key actors in election process. v. NSS students involved in creating awareness in urban and rural areas. vi. Citizenship training to students regarding importance of voting during Elections. vii. Essay and Poster competitions for the students on democracy and elections. viii. Human chain by all college students on 11.04.2011
2.	Directorate of Information and Public Relations, Chennai	<ul style="list-style-type: none"> i. Arrangements were made for wide publicity of print and visual materials among all sections of people both in rural and urban areas. ii. Film shows were shown through video van and pamphlets were distributed iii. Press releases on important events were issued and arrangements were made for free and fair poll iv. Sound bytes from ICONS were telecast in Satellite channels, Cable TV Network, Slides in Cinema Theatres.
3.	School Education Department, Chennai.	<ul style="list-style-type: none"> i. Publicity materials distributed through library network ii. Readers formed to focus on creating awareness to voters. iii. Short films on voters awareness were telecast through TV in the Libraries to the visitors. iv. School Head Masters were also involved in creating awareness among children by asking their parents to Vote for their bright future. v. Competitions were also held for Middle school children. vi. Rallies by school children. vii. During the prayer hours, reminder to all the students regarding voting of their parents given by teachers in school. viii. NSS students involved in creating awareness in urban and rural areas

Sl.No.	Name of the Department	Activities Conducted
4.	Sports Development authority, Chennai	Awareness made through eminent sports persons namely, Mr. Srikanth & Mr. Viswanathan Anand
5.	Nehru Yuva Kendra, Chennai	i. Awareness campaign through cycle rallies were conducted ii. Cultural teams were formed to create awareness in important places of Districts in Tamil Nadu.
6.	Doordharsan Kendra, Chennai.	i. Telecast short programmes on Voting through EVM and quickies emphasized the Right of Voters to exercise their franchise through voice of celebrities. ii. Programmes like Interviews with Chief Electoral Officer, former Chief Election Commissioners, former Chief Electoral Officers and other officers in Election Department & DGP were telecast. iii. Programmes on Scroll and time check reminded voters on Do's and Don'ts during poll day.
7.	All India Radio, Chennai	i. Sound bytes of popular and respected ICONs regarding the importance of voting were relayed. ii. Talk shows, Interviews, and discussions with Chief Electoral Officer and DGP were also relayed. iii. Panel discussions involving leaders from recognized political parties were also relayed iv. Agendas of Political parties were also broadcast
8.	Educational Institutions:	i. Inter Collegiate Competitions were held among students of various colleges and schools ii. Programmes on voters awareness on college day, Sports day and Hostel day were also conducted iii. Meeting in the college among the students were also conducted iv. Rallies were conducted by the Students with slogans v. Awareness Programme conducted by students and staff of college among local people. vi. Tamil Essay Writing, Slogan Writing and Drawing Competition were also held vii. Initiative taken through NSS and other Social Volunteers' were reached the community on importance of voting viii. Procession with Slogans and messages about the need for voting by College students ix. Street plays

c. Civil Society Organizations

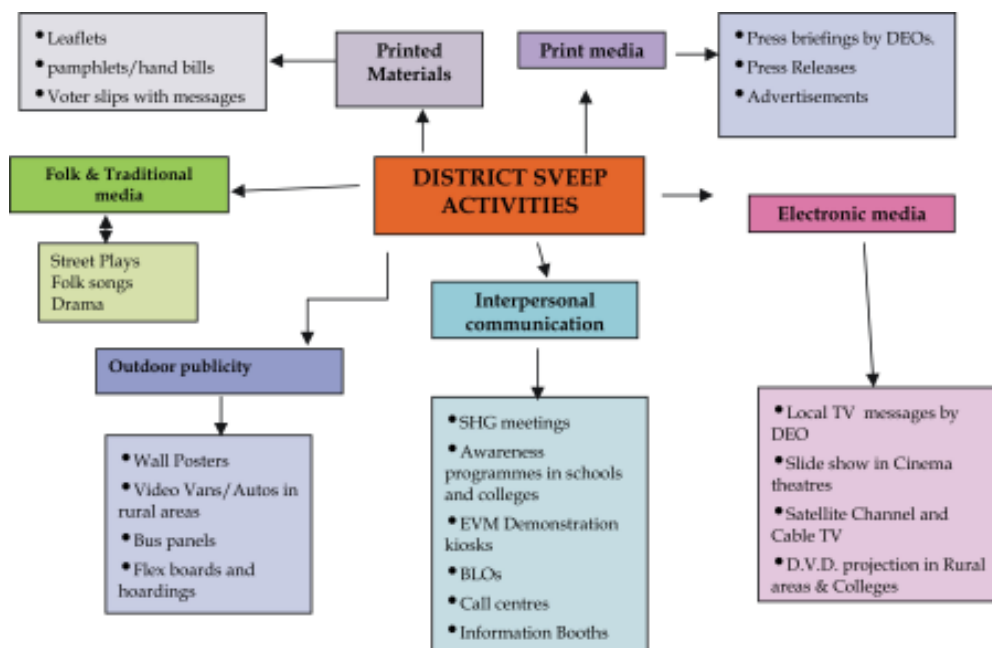
The following Non - Governmental Organizations and Civil Society Organization carried out awareness activities among the Voters:

- a. Human Rights Organization , Egmore, Chennai-8
- b. Adhi Tamizhar Viduthalai Iyakkam, Tiruvallur District.
- c. Youth ExNORA International, T.Nagar, Chennai-17.
- d. Nallor Vattam, Kodambakkam, Chennai-24.
- e. Rural Urban Development and Construction Society, Theni.
- f. Propel Global, Kodambakkam, Chennai-24.
- g. Coimbatore Consumer Voice, Coimbatore.
- h. Catalyst Trust, Chennai.
- i. Forum for Electoral Integrity
- j. Transparency International (India – Tamil Nadu Chapter),
- k. Rajaji Centre for Public Affairs,
- l. 5th Pillar, Institute of Public Auditors,
- m. Election Watch,
- n. Nandini Voice

The NGOs not only carried the messages prepared by the election department, but leveraged these efforts also to make impact amongst their stakeholders. Different NGOs had different focus areas, for example while some NGOs like Forum of Electoral Integrity focused on ethical voting, some others focused on youth while others on women. They spent considerable resources of their own to spread the message.

d. District Level Activity

At the district level a number of SVEEP activities were held which can be summarized as follows:



Some of the important highlights of the District Programmes were:

- Karur : Students carried message on ethical voting to parents through stickers and leaflets.
- Namakkal : Ethical Voting message printed on Backside of Voter slips.
- Tuticorin : District Collector wrote personal letters to all College students asking them to register and cast their vote.
- Villupuram : TVs showing Icons and short films put on push cart and shown in rural shandies and markets.
- Kanyakumari : ‘ Your Vote Counts’ face book campaign
- Pudukottai : Talk shows in local channels on importance of voting.
- Erode : Partnership with NGOs and private organisations for printing of posters and other campaign materials.
- Tiruppur : Targeted all women’s college with voter awareness and EVM awareness programmes.

e. Publicity

CEO’s Office developed DVDs with sound bytes of ICONs and provided the same to all Electronic media channels for telecasting on TV channels for reaching out to all viewers. DVDs were given to all Districts for telecasting in Cinema halls, Cable TV networks, Video vans and school TV shows for children and parents. Audio CDs with sound Bytes of ICONs were given to all FM channels for broadcasting, targeting young listeners. In partnership with Tamil Nadu Theatre Owners Association celebrity sound bytes were exhibited in 300 cinema theatres across the State for two days just before poll. Live voters awareness programme was broadcast in FM channels for educated urban youth from NVD to poll day. CEO and Additional CEO participated in Doordarshan and AIR talk shows, phone in programmes and youth awareness programmes. CEO website was updated with new set of FAQs addressing concerns of new voters and EPIC seekers.

Some of the slogans propagated by the ICONs were

“Exercise your democratic right this time and every time. For your progress, for your welfare and your happiness never fail to cast your vote in elections.”

- Honorable former President of India APJ Abdul Kalam

“Your voting is secret. It will always be a secret.”

- Actress Suhasini

“On the day of Polling, whatever work you have, please go to the polling Booth and vote. Then only we can strengthen our democracy.”

- Music Composer Vijay Antony

“Please cast your vote in a fair way. Voting is a Non-Violent weapon, in our fight to strengthen democracy.”

- Actor Jayam Ravi

“For buying one saree, we enquire in many shops. How can we select the MLA., who is going to rule us, without knowing the details about the person? We should choose our representative carefully and select as per conscience.”

- Actor Surya

“Right to vote is not for making money but for strengthening democracy. Know your candidate, and keep in mind the Welfare of the State. Democracy cannot be defeated by Money Power. It is strengthened by your voting.”

- Actress Rohini

“Voting Right is a weapon of non violence given to us to strengthen democracy. Selling your right to vote is nothing but selling your self respect. Vote independently and don’t compromise your self respect.”

- TV Anchor Gopinath

“For our bright career, we are ready to stand in queue in front of consulates/ embassy or in front of offices for long hours. Can’t we also for one day stand in queue and cast our vote for a bright future for our nation! Do your duty to get your right. It is our duty to vote in election.”

- Actor Surya

“Your Vote is secret. Your voting will be kept as secret. Vote without any fear to whomsoever you like. Vote for democracy, Vote as per conscience.”

- Cricketer Srikanth

“I am just not the captain of the Indian Cricket Team. But I am the captain of my future... because I vote! You also cast your vote and become the captain of your future.”

- Indian Cricket Team Captain M.S.Dhoni

Further, the CEO’s office developed and printed 65,000 posters for distribution across the state. Each District was given a set of 10 posters (each 200 copies) for wide publicity. Also, soft copies were distributed to the districts for replication and

dissemination. These posters focused on the necessity of people coming to vote and avoiding traps of bribery and inducements. Soft copies were also given to NGOs and voluntary organizations for use in their campaign. Arrangements were made for wide publicity of posters and visual materials provided by CEO office among all sections of people both in rural and urban areas, in addition to distribution of pamphlets and handbills.

Press was an important partner in SVEEP. Details of this partnership are given in Chapter 15 dealing with Media.

f. Voter's Awareness Observers

As per the instructions of Election Commission of India the District level functionaries such as District Forest Officer / District Education Officer were appointed as Voter's Awareness Observers in 32 Districts to measure the impact of SVEEP Programme implemented in the Districts in connection with General Elections to Tamil Nadu Legislative Assembly, 2011.

5. Impact of SVEEP

Generally, in Tamil Nadu the voting percentage lies between 50% to 73%. After implementation of SVEEP Campaign which attracted the attention of Electorates especially urban and rural youth, the percentage increased to 78.29 % (The District wise polling percentage is given in the **Annexure 19.1**). Further, almost 25,000 persons exercised their 49 'O' option, showing the success of this campaign. All sections of society appreciated Election Commission for taking strong measures like curbing money and muscle powers, creating awareness among the Electorate for free and fair Election. The details of the SVEEP Programme have been uploaded on the website "**elections.tn.gov.in**" in the form of the SVEEP report.

As a result of SVEEP, the following objectives were achieved during the General Elections to Tamil Nadu Legislative Assembly, 2011.

- a. Free and Fair Elections
- b. Large number of people came forward to cast their votes which increased the voting percentage.

To analyze the impact of SVEEP, the Election Commission of India directed conducting of an end line survey after poll to evaluate changes in the Knowledge, Attitude, Behaviour and Practice (KABP) of the electorates due to implementation of SVEEP Programme. The survey was conducted through Department of Evaluation

and Applied Research (DEAR) of Government of Tamil Nadu. 5,000 sample respondents in 40 sample constituencies (20 high turn out constituencies and 20 low turn out constituencies) were covered. 86% of the respondents were found aware of Voters Education Campaign and 67% were aware of the icons who participated in the Voters' Education Campaign. The awareness was highest in the age group of 21-28 (78%) as compared to the age group of 18-20 (75%), the middle age group of 29-48 (70%) and age group of 49 + (57%). The following messages were found to have much influenced the voters. They are:-

- (i) Proud to be a voter and ready to vote
- (ii) Mark of a responsible citizen
- (iii) My vote my future, and
- (iv) Say yes to vote and no to note

Ex-President Thiru. A.P.J. Abdul Kalam, Celluloid hero, actor Thiru. Surya and Chief Electoral Officer Thiru. Praveen Kumar were the top three icons who influenced the voters the most, of both low and high turn out constituencies, towards exercising their franchise.

EPIC card / voters slip was the number one factor which motivated to vote. Out of 5,000 sample respondents covered under the survey, 867 were non voters (17%). 54% of them reported that the main reason for not voting were "name had not been found in voters list" and "did not possess EPIC card". Another 32% reported that "they were not present in the constituencies on polling date." About 7% were of the view – "as nothing will change because of voting". Another 2% reported – "did not receive voter's slip on the polling day at the booth'. Further 2% reported – "because their illness on polling day they could not vote". Remaining 3% reported – "because of lack of faith in electoral democracy".

Out of the total sample voters as many as 4,888 (98%) reported that they would vote in the elections to come. 112 sample respondents (2%) reported that they were not inclined to vote in the future for the reason that

- (i) 'nothing will change'
- (ii) 'not believing in electoral democracy'

Out of 4,133 sample respondents who voted in 2011 elections, 898 respondents (22%) reported that they had faced difficulties at the time of voting such as

- (i) there were long queues in polling booths (about 50%)
- (ii) there was no separate queue for senior citizens (about 1/5th)

- (iii) there was non-availability of drinking water and toilet facility (about 17%)
- (iv) it was difficult to locate the booths (more than 10%)

Over all conclusion of end line survey was that voters education campaign had widely spread across the state resulting in higher voter turn out in General Elections to Tamil Nadu Legislative Assembly 2011, that Television and New Papers were considered as effective media of Voters' Education Campaign, that the main motivating factors was the distribution of EPIC card/voters slip prior to elections and that there is scope to improve the polling upto 90% if cent percent goal of inclusion of voters name in the electoral roll is achieved. The detailed findings of the survey have been hosted on the website "**elections.tn.gov.in**".

6. Lessons Learnt

Following lessons were learnt from the SVEEP activities:

- Baseline survey should be completed at least three months before poll.
- Explicit budget provisions should be made for SVEEP.
- Technical team (Addl. CEO/Jt. CEO, one Dy. Collr. and one PRO) should be in place 6 months before poll.
- Press and Electronic media when used wisely is a powerful ally and partner.
- CSOs / NGOs can be used in development of materials and also for its propaganda and distribution through their networks.
- School and colleges can play a major role in reaching youth and rural people.
- A SVEEP multimedia kit to be developed to cater to various voter education activities – information, awareness, facilitation and civic responsibilities.

Chapter - X

NOMINATION, SCRUTINY AND ALLOTMENT OF SYMBOLS

Announcement of poll schedule

Taking into account the date of expiry of the Legislative Assemblies of the States of Tamil Nadu, Assam, Kerala and West Bengal and the Union Territory of Pondicherry, festival dates in the five States/UTs, schedules of school examinations, availability of Central Para Military Forces, time needed for movement and deployment of forces and assessment of ground realities, the Election Commission recommended the following programme for conduct of elections in the State of Tamil Nadu:-

Issue of Notification	:	19.3.2011 (Saturday)
Last date for filing Nominations	:	26.3.2011 (Saturday)
Scrutiny of Nominations	:	28.3.2011 (Monday)
Last date for withdrawal of candidature	:	30.3.2011 (Wednesday)
Date of poll	:	13.4.2011 (Wednesday)
Counting of votes	:	13.5.2011 (Friday)
Date before which the election	:	
Process shall be completed	:	16.5.2011 (Monday)

Accordingly, the Notification was issued by the Governor of Tamil Nadu under sub-section 1 (2) of Section 15 of the Representation of the People Act, 1951 and the same was published in an extra-ordinary issue of Gazette of the State on 19th March, 2011 to call upon all the Assembly Constituencies of the State to elect Members of the 14th Legislative Assembly of the State. The poll hours were fixed as from 8 a.m. to 5 p.m. on 13th April, 2011.

The announcement of schedule for General Elections was made by the Election Commission of India on 1.3.2011. The Model Code of Conduct immediately came into effect from 1st March, 2011 in the entire State. The Election Commission of India ordered for one day poll in Tamil Nadu to elect the new State Assembly taking note of the views expressed by the representatives of the various political parties as well as senior officers of the Government.

The Election Commission of India also issued a special Notification directing that, in exercise of the powers conferred under Section 61 (a) of the Representation of the People Act, 1951, in each of the 234 Assembly Constituencies in the State of Tamil Nadu, the votes at the General Elections to Legislative Assembly of the State

shall be given and recorded by means of Electronic Voting Machines in the prescribed manner. The same was published in an extra-ordinary issue of Tamil Nadu Government Gazette dated: 24-03-2011.

The filing of nominations commenced on 19.3.2011. Totally 4,752 persons filed their nominations upto 26.3.2011, i.e. last date for filing nominations. On the day of scrutiny (28.3.2011), 1,221 nominations were rejected. 331 nominations were withdrawn on the last date for withdrawal of candidatures. As such, 2,748 candidates were in the fray for the above General Elections. District-wise break up of number of nominations filed, accepted, withdrawn and finally left in fray after last date of withdrawal is given in **Annexure 10.1**.

Allotment of Symbols

At the time of elections, there were six recognized National parties and three recognized State parties, for which the symbols reserved are as follows:

Sl. No.	Name of the National party	Symbol reserved
1.	Bahujan Samaj Party	Elephant (யானை)
2.	Bharatiya Janata Party	Lotus (தாமரை)
3.	Communist Party of India	Ears of Corn and Sickle (தானியக் கதிர்களும் அரிவாளும்)
4.	Communist Party of India (Marxist)	Hammer, Sickle and Star (சுத்தியும், அரிவாளும், நட்சத்திரமும்)
5.	Indian National Congress	Hand (கை)
6.	Nationalist Congress Party	Clock (கடிகாரம்)
Sl. No.	Name of the State party	Symbol reserved
1.	All India Anna Dravida Munnetra Kazhagam	Two Leaves (இரட்டை இலைகள்)
2.	Dravida Munnetra Kazhagam	Rising Sun (உதயசூரியன்)
3.	Pattali Makkal Katchi	Mango (மாம்பழம்)

In addition, there were registered unrecognized political parties, for whom the Election Commission notified a list of 53 free symbols out of which symbols were to be allotted to candidates set up by these parties and independents. Following parties recognized in other States availed themselves of the concessions under paragraph 10 & 10A of Election Symbols (Reservation and Allotment) Order, 1968 for allotment of

their reserved symbols to their candidates set up in select constituencies in Tamil Nadu during the General Elections to Tamil Nadu Legislative Assembly, 2011:

Sl.No.	Name of the Party	Symbol Allotted
1.	Communist Party of India (Marxist-Lennist)	Flag with Three Stars
2.	Lok Janshakti Party	Bungalow
3.	Rashtriya Janata Dal	Hurricane Lamp
4.	Revolutionary Socialist Party	Spade and Stoker
5.	Samajwadi Party Jammu and Kashmir National Panthers Party	Bicycle
6.	Janata Dal (United)	Arrow
7.	All India Forward Bloc	Lion
8.	Jharkand Mukti Morcha and Shiv Sena	Bow and Arrow

Since both Shiv Sena, a recognized State party in Maharashtra, and Jharkand Mukti Morcha, a recognized State party in Jharkand, have the same symbol (bow and arrow), the ECI directed that while they would get their respective symbols in constituencies where the other party has not put up any candidate, both would not get the symbol in a constituency where both have candidates and they would only be allotted one of the free symbols from the list of free symbols as per provisions of the para 12 of the Symbols Order, 1968.

In this election there were requests for many prominent unrecognized parties for allotment of exclusive symbols. The Commission directed that candidates set up by the following registered unrecognized parties in Tamil Nadu shall be allotted a common symbol as detailed below provided the party sets up candidates in at least 10% (ten percent) of the total number of assembly constituencies in the Tamil Nadu Legislative Assembly:

Sl.No.	Name of the registered unrecognized Political Party	Symbol provisionally reserved
1.	India Jananayaka Katchi	Ring
2.	Desiya Murpokku Dravida Kazhagam	Nagara
3.	Viduthalai Chiruthaigal Katchi	Candle
4.	Ambedkar People's Movement	Electric Pole
5.	Makkal Manadu Katchi	Table Lamp

However, it was also ordered that these symbols shall be available for allotment as free symbols to other candidates in all other constituencies where the above parties have not fielded their candidates.

The above order required close monitoring of the total number of candidates fielded by the above parties in the entire state at the end of withdrawal of nominations, and then directing the Returning Officers on whether the above parties were eligible to avail the above concession. For these a close coordination was maintained by CEO's office to ensure that such a slip up does not occur.

Among the five political parties, three political parties viz. (i) Viduthalai Chiruthaigal Katchi, (ii) Ambedkar People's Movement (iii) Makkal Manadu Katchi filed nominations below the minimum no. of Assembly Constituencies (23 or less) prescribed by the Election Commission of India and, hence, were not eligible for the common symbols reserved for them as per the guidelines issued by the Election Commission of India. The political parties viz. 'India Jananayaka Katchi' and 'Desiya Murpokku Dravida Kazhagam' fulfilled the requirement of setting up candidates in more than 23 Assembly Constituencies i.e. India Jananayaka Katchi in 128 Assembly Constituencies and Desiya Murpokku Dravida Kazhagam in 41 Assembly Constituencies for the General Elections to Tamil Nadu Legislative Assembly, 2011. Hence, the common symbols 'Ring' and 'Nagara' were allotted to 'India Jananayaka Katchi' and 'Desiya Murpokku Dravida Kazhagam' respectively as an one time concession for the General Elections to Tamil Nadu Legislative Assembly, 2011.

The number of candidates fielded, district-wise, by various recognized parties, unrecognized registered parties and independents is given in **Annexure 10.2**.

Chapter - XI

POSTAL BALLOT PAPER

As per the Election Law, all electors voting at an election shall do so either in person at the Polling Station provided for them or shall vote by post. Following classes of electors are entitled for postal ballot:-

- a) Service voters, other than those who opt for proxy voting (SVs);
- b) Special Voters;
- c) The wives of persons referred to in classes (a) and (b) above;
- d) Electors subject to preventive detention;
- e) Voters on election duty; and
- f) Notified voters.

To ensure that all the voters who are entitled to postal ballot are in a position to exercise their voting right and in order to ensure that the system of postal ballot is implemented without any scope for any grievance from any voters, the Election Commission of India had given separate instructions for dealing with each category of postal voters.

Based on the Election Commission of India's guidelines, the Returning Officers had been instructed to ensure that the Postal Ballot papers are printed under foolproof security under the strict and vigilant supervision of a responsible officer, preferably an Assistant Returning Officer.

The postal ballot papers for Service Voters had been printed locally as directed by the Election Commission of India. For this, the Deputy Director, Government Stationery Stores, Rajaji Salai, Chennai – 600 001 was requested to supply required number of foolscap folio sheets of pink wove paper (8½”X13½”) for all the Assembly Constituencies from out of the stock available at his disposal. The Director General of Police / Superintendents of Police were requested to provide adequate security at the Printing Presses where the Postal Ballot Papers have been printed by the Returning Officers concerned. The Returning Officers concerned despatched the postal ballots to various categories of personnel within 48 hours of the last hour fixed for the withdrawal of Candidature. The total number of service voters to whom the Postal Ballot were despatched was 67,915. In addition, 51 voters who were under preventive detention were also issued postal ballot papers. The district wise details of service voters and preventive detainees are given in **Annexure 11.1**.

The Returning Officers of certain constituencies despatched Postal Ballots meant for non-officer level army personnel to Army Headquarters, New Delhi because of non-availability of complete / correct information, such as Service Number (IC Number), rank and name of the Officers concerned. Since the numbers were high, Additional Secretary to Government and the Joint Chief Electoral Officer was deputed to the Army Headquarters to assist the Army authorities in sorting the same.

For the convenience of the personnel on election duty, copies of electoral rolls of all Constituencies were made available at the place of training, so that persons on election duty could verify the particulars of their entries in rolls for applying for Postal Ballot Paper in Form-12 at the Training Centre itself. Form-12 was issued to polling personnel during the 1st training and the postal ballots given to them during the second training after receiving the Form-12. Each Returning Officer made arrangement in all training locations in the District to receive the postal ballots in second training itself by placing boxes for the same there. Even, otherwise drop-boxes were kept in the office of the ROs, where people could drop their ballots till the morning of counting on 13/5/2011.

Out of 2,70,881 personnel drafted for polling duty, 2,66,099 were issued Form 12. Of these only 1,59,961 applied for the postal ballot in Form 12, of which 1,43,870 were given the postal ballots. Of the police personnel, out of 36,293 drafted for duty, 33,874 were issued Form-12. Of these 12,667 returned filled up Form-12, and postal ballots were issued to 7,158 personnel. The reasons of non-acceptance of filled up forms are wrongly filled up Form 12, names not there in rolls, part number wrongly filled up, unsigned application, etc. District wise details are given in **Annexure 11.2**.

Since, poll was over on 13.04.2011, while counting was scheduled on 13.05.2011, postal ballots had to be accepted in the interim period also. There were certain representations from various political parties regarding receipt of Postal Ballots and maintenance of connected records. Therefore, the following instructions were issued to all the District Election Officers and the Returning Officers in CEO's Letter No.2044/ Elections-VIII/2011-40, dated 2.5.2011, based on the Election Commission of India's instructions:-

- (i) For the receipt of postal ballots from service voters by post and also from polling staff and others either by post or hand delivery only one common sealed box should be kept at the office of the Returning Officer for safe custody of such ballot papers. The box should have a slot to drop the envelope containing the postal ballot paper.

- (ii) The sealed box will have to be kept at some conveniently accessible place in the office of the Returning Officer, as the Postal ballot papers will be coming back to his office. The box will be locked and sealed with the seal of the Returning Officer and the signature of the Observer.
- (iii) The contesting candidates should be informed about this arrangement made for safe custody of the polled postal ballot papers. The contesting candidates should be given prior written intimation and they should be advised to send their representative to watch the process of locking and sealing the box. The Observer should also be informed.
- (iv) Before the box is locked and sealed, it should be shown to the representatives of the candidates who may be present that the box is empty. While sealing the box, the candidates/their representatives may also be permitted to affix their seals on the box, if they so desire.
- (v) The Returning Officer will appoint a suitable officer of his choice as the nodal officer to interact with the postal authorities for the receipt of postal ballot papers and for dropping them in the sealed ballot box immediately. The postal authorities should be instructed to deliver the postal ballot papers only to the specified/authorized nodal officer and such officer should keep a daily account of postal ballot papers received by him through post and dropped by him in the box.
- (vi) The Returning Officer should assign the duties of guarding the box to any official of his choice. After office hours, the box should be kept in a properly locked, guarded and safe room. Account of the total number of postal ballot papers received back shall be maintained with category-wise break-up of the service voters and voters on election duty.
- (vii) The sealed box should not be opened under any circumstances, before the date of counting when the counting of votes is taken up
- (viii) The procedure at sub paragraph (ii) to (vi) shall be followed if it becomes necessary to use an additional box on the fresh box getting fully filled.
- (ix) The boxes containing the postal ballot papers returned by the polling personnel at the facilitation centre during the training classes (as per the guidelines in paragraph – 13 of the above referred letter dated 21st October, 2008) shall be kept under safe custody separately and that shall also be opened in at the time of Counting. Under no circumstances, the sealed box(es) shall be opened before the time of counting of votes.

- (x) The whole process of Opening and Sealing of the Box(es) should be videographed.

Of the total 2,18,994 postal ballots issued, only 1,06,823 were received back, which were duly counted on the counting day.

Chapter - XII

ELECTION MATERIALS

Procurement and supply of material (in addition to EVMs) are important aspects in conduct of Assembly Elections. These include a variety of materials such as Statutory and Non Statutory forms, covers, indelible inks, tables, chairs, voting compartments, seals, arrow marks, etc. and covers are inclusive in the inventory.

The procurement and supply exercise began with the assessment of availability of the election materials with the District Election Officers. After taking stock of the materials available in the districts and the office of the Chief Electoral Officer, orders were placed with the appropriate authorities for supply of required items of election materials for use in the General Elections to Legislative Assembly 2011. Brass Metal Seals, Arrow Cross Marker, Rubber Stamps, Voting Compartments, Pink Paper Seals, Green Paper Seals, Outer Paper Strip Seals, Indelible Ink, Polythene Sheets and Statutory/Non Statutory Forms & Covers were the important polling materials other than EVMs.

Having successfully undergone the judicial scrutiny and established the voters' satisfaction, EVM is being used for conduct of both Parliament as well as Assembly elections, since 2004 in Tamil Nadu. So Election Commission of India, as a measure of maintaining the electors' confidence in EVMs credence had introduced 'the randomization protocol' for the deployment of them in the polling stations. After randomization for greater transparency, the Electronic Voting Machines and other election materials are sent to polling stations during General Elections to Legislative Assembly 2011 through Zonal Parties in a vehicle. Totally, 54,314 Control Units and 58,039 Ballot Units were deployed in 54,314 polling stations. After the close of poll, Electronic Voting Machines and election materials were taken back by Zonal Parties to the reception centers before being stored in the Strong rooms.

Brass Metal Seals

An assessment was made about the availability of Brass Metal Seals in the Districts. Since 34,327 nos. of seals were in stock in all

32 districts, the Public Works Department Workshop and Stores were requested to supply 24,000 of Brass Metal Seals to the District Election Officers for use in the General Elections to Legislative Assembly, 2011.

Arrow Cross Mark Rubber Stamps

Since Electronic Voting Machines have taken over the place of Ballot Boxes and Ballot Papers the requirement of Arrow Cross Mark Rubber Stamps has come down to a very minimal level. After taking into account the availability of Arrow Cross Mark Rubber Stamps with the District Election Officers, orders were placed with the Ideal Cottage Industries, Jaipur for supply of 28,000 Arrow Cross Mark Rubber Stamps to the District Election Officers for use in the General Elections to Legislative Assembly, 2011.

Voting Compartments

After taking into account the available pieces in each district the following numbers of Voting Compartments were procured additionally by the Director of Stationery & Printing and supplied to all District Election Officers-

- a) Size 21"x21"x21" (Single Ballot Unit) = 53,000 Nos.
- b) Size 30"x21"x21" (Two Ballot Units) = 2,600 Nos.
- c) Size 40"x21"x21" (Three Ballot Units) = 1,500 Nos.

At the last 1,500 number of voting compartment with the size 30"x21"x21" were additionally required after finalization of candidates. No supplier was able to supply the same at short notice. So, 1,500 number of voting compartments with the size 40"x21"x21" already purchased were sent to polling stations instead of actually required size of 30"x21"x21".

Pink Paper Seals

As per Election Commission of India instructions, Pink Paper Seals are to be fixed in both Control Units as well as Ballot Units after First Level Checking. 82,000 Pink Paper Seals (for Control Units) and 1,14,000 Pink Paper Seals (for Ballot Units) were procured from the Government of India Press, Nasik and distributed to all District Election Officers.

Green Paper Seals

EVMs Post 2006 version were used during General Elections to Legislative Assembly, 2011 and 3,70,000 Green Paper Seals were purchased from the Government of India Press, Nasik and distributed to all District Election Officers. One Green Paper only was required to be fixed in each Control Unit unlike Pre 2006 version which required 2 Seals for a Control Unit. Accordingly, for each Polling Station 6 seals were distributed, of which 5 were to be kept as reserve.

Outer Paper Strip Seals

As in the case of Green Paper Seals for each EVM (Control Unit) one Outer Paper Strip Seal is required. So 2,47,000 Outer Paper Strip Seals with Serial numbers for Poll day use in EVMs and 1,11,000 Outer Paper Strip Seals without serial numbers for training of Polling Officers were procured from M/s Sai Security Printers, New Delhi and supplied to all District Election Officers. 4 Seals were given to each Polling Station of which 3 were to be kept as reserve.

Indelible Ink

As per instruction of Election Commission of India one phial for Polling Stations having 700 Voters and two phials for Polling Stations having more than 700 Voters are to be supplied. On this basis it was assessed to procure 1,01,000 numbers of 10 ML bottles of indelible ink from M/s Mysore Paints & Varnish Limited, Mysore for distribution to all District Election Officers. Before making use of the Indelible Ink supplied by the above manufacturer a sample was sent to National Laboratory, New Delhi and King Institute, Guindy, Chennai for certification conforming its quality.

Symbol Booklets/Posters

There were 6 National Parties and 3 State Parties for which the Symbols are reserved. In addition, there were 53 free symbols allotted to unregistered political party candidates and independent candidates at the time of General Elections to Legislative Assembly 2011. Government Central Press, Chennai printed Symbols Booklets and Symbol Posters. According to the specification prescribed by the Election Commission of India, i.e., 9 cms x 6 cms, pictures of symbols, were printed and supplied to the polling stations along with posters.

Polythene Sheets

Already there were stocks of 49,561 Polythene sheets in almost all the districts. So the balance requirement of 80,000 numbers of first quality L.D.P.E. Polythene Sheets of the size 6' x 6' with 100 Micron thickness were procured by the Director of Stationery & Printing and supplied to the District Election Officers to protect the Electronic Voting Machines from moisture and any possible rain on the poll day.

Stationery Items

Stationery items like Pins, White Twine (10 Mtr. each), Brown Sheets for packing etc., were locally purchased by the Commissioner of Stationery & Printing, Chennai – 2 and supplied to District Election Officers for use during the elections and to the

District Election Officers, the Returning Officers and the Assistant Returning Officers, for their office use. Details are given in the **Annexure 12.1**.

Rubber Stamps Bearing ‘Rejected Votes’

After taking into account the availability of Rubber Stamps Bearing ‘Rejected Votes’ with the District Election Officers, 625 numbers of Rubber Stamps bearing ‘Rejected Votes’ were manufactured and supplied by the Works Manager, Government Central Press, to the District Election Officers. In addition to this, Rubber Stamps indicating the “distinguishing mark” of Polling Stations were also manufactured at the Government Central Press and supplied to all 54,314 polling stations through the District Election Officers.

Statutory/Non Statutory Forms & Covers etc.,

Following 25 items of Statutory forms both in English and Tamil were printed and supplied by the Government Central Press. In addition to this, 9 items of Non Statutory Forms and 15 items of Statutory covers, 10 items of Non Statutory covers were printed and supplied to the District Election Officers for the use in the EVMs. The forms and covers were colour coded to ensure that the Presiding Officers could easily match the form with the cover, reducing the chances of errors. The colour coding details are given in **Annexure 12.2**.

a) Statutory Forms

Sl.No.	No. of the Form	Name of the Form
1.	FORM 1	Notice of Election (English & Tamil)
2.	FORM 2-B	Nomination Paper (English & Tamil)
3.	FORM 3-A	Notice of Nomination (English & Tamil))
4.	FORM 4	List of Validly Nominated Candidates (English & Tamil)
5.	FORM 5	Notice of Withdrawal (Tamil)
6.	FORM 6	Notice of Withdrawal of Candidature (English)
7.	FORM 7-A	List of Contesting Candidates (English & Tamil)
8.	FORM 8	Appointment of Election Agent (English & Tamil)
9.	FORM 9	Revocation of Appointment of Election Agent (English& Tamil)
10.	FORM 10	Appointment of Polling Agent (English & Tamil)
11.	FORM 11	Revocation of Appointment of Polling Agent (English & Tamil)
12.	FORM 12	Letter of intimation to Returning Officer (English & Tamil)

Sl.No.	No. of the Form	Name of the Form
13.	FORM 13-A	Declaration by Elector (English & Tamil)
14.	FORM 13-D	Instructions for guidance of Electors (English & Tamil)
15.	FORM 13-F	Appointment of Proxy by classified Service voter to give vote (English & Tamil)
16.	FORM 13-G	Revocation of appointment of Proxy or Revocation of appointment of Proxy and appointment of substitute proxy by classified service voter to give vote.(English & Tamil)
17.	FORM 14	List of Challenged Votes (English)
18.	FORM 14-A	List of Blind and Infirm Voters (English)
19.	FORM 18	Appointment of Counting Agent (English & Tamil)
20.	FORM 19	Revocation of Appointment of Counting Agent (English & Tamil)
21.	FORM 21 D	Declaration of Result of election (English)
22.	FORM 21-E	Return of Election (English)
23.	FORM 22	Certificate of Election (Tamil)
24.	FORM 26	Affidavit to be furnished by candidate before the Returning Officer [English & Tamil]
25.	EC's order	Form of Affidavit to be furnished by Candidate along with Nomination Paper before the Returning Officer) in English and Tamil)

b) Non Statutory Forms

Sl.No.	Name of the Form
1.	Presiding Officer's Diary
2.	Declaration by Presiding Officer before the commence and close of poll
3.	Form of Oath or Affirmation [English & Tamil]
4.	Declaration by companion of Blind or Infirm Voters [English only]
5.	Letter of complaint to Sub-Inspector of Police [English only]
6.	Form of declaration by elector about age [English only]
7.	Candidates Identity Card [English only]
8.	Visit Sheet
9.	Receipt of Challenge fee in a booklet form containing 20 forms. [English only]

c) Statutory Covers

Sl.No.	Name of the Cover
1.	Cover for Tendered ballot papers & list of tendered Votes.
2.	Cover for List of challenged votes
3.	Cover for List of Blind and infirm Voters
4.	Cover for Appointment Letters to Polling Agents
5.	Cover for Miscellaneous papers
6.	Cover "A" (Form 13-B for enclosing Postal ballot papers)
7.	Cover "B"(Form 13-C) for enclosing cover 'A' & declaration in form 13-A
8.	Cover Presiding officer's marked copy of Electoral Roll (White Colour)
9.	Cover for Unused & Damaged paper seals
10.	Cover for Declaration by Companion of Blind or Infirm Voters
11.	Cover for Cash and Receipt Book
12.	Blank cover as Spare
13.	Outer cover for sending Postal ballot papers
14.	Brown sheets of RA1 size (to be used at the Counting centre)
15.	Green Statutory Cover

d) Non Statutory Covers

Sl.No.	Name of the Cover
1.	Cover for Register of Voters (white)
2.	Cover for used Voters Slips
3.	Cover for unused Voters Slips
4.	Cover for unused Ballot Papers supplied for Tendered votes
5.	Cover for unused and damaged Special Tags.
6.	Cover for unused and damaged Strip Seals.
7.	Yellow Non Statutory Cover
8.	Brown Non Statutory Cover
9.	Blue Miscellaneous Cover
10.	White Master Cover

Chapter - XIII

EXPENDITURE MONITORING AND ACCOUNTS

Section 77(1) of Representation of the People Act, 1951 makes it mandatory for every candidate to the Lok Sabha or Legislative Assembly to keep a separate and correct account of all expenditure incurred or authorized by him or by his election agent, between the date on which he has been nominated and the date of declaration of the result, both dates inclusive. The Election Commission of India had fixed Rs.16.00 lakhs, as maximum ceiling in the case of candidates contesting for Legislative Assembly in Tamil Nadu. Under Section 77(2), the account shall contain such particulars as may be prescribed. Failure to maintain the account, as per Election Commission of India instructions, is an electoral offence under Section 171-I of the Indian Penal Code.

The above limitation on expenditure is only for legitimate expenditure (such as transport, banners, stage, advertisements, etc). In addition, there are many avenues of incurring illegal expenditure (for example, cash bribes, liquor, food to voters etc), which are banned. Since there was a general apprehension amongst various stakeholders that there might be an extensive attempts towards illegal expenditure, the Election Commission came up with a new Expenditure Guidelines with the objective of preventing the same, and to capture the total extent of legitimate expenditure correctly. These include formation of various surveillance & accounting teams, putting in place expenditure registers which candidates are expected to maintain daily, monitoring of potential paid news items, restricting cash transactions, involvement of Income Tax and State Excise Departments, etc.

A. Structure and Functions of Expenditure Control Machinery

Various Teams and Committees under the new guidelines viz.

- (i) Flying Squads
- (ii) Static Surveillance Teams
- (iii) Video Surveillance Teams
- (iv) Video Viewing Teams
- (v) Accounting Teams
- (vi) Media Certification and Monitoring Committees
- (vii) Call Centre and Control Room etc.,

had been constituted at District and State Level.

(i) Flying Squads

The District Election Officers constituted flying squads, with at least one squad for each Assembly Constituency with officers of proven integrity. The composition of the officials in each squad was one Police Officer in charge of the Police Station, one Senior Executive Magistrate as the Head of the Team, one Videographer and 3 to 4 armed police personnel. This team started functioning from the date of announcement of election till the completion of poll. For sensitive constituencies there were more than one such teams. The names and mobile numbers of the officers and Magistrate as head of the team were provided to the Complaint Centre and also published through local media.

Whenever a complaint regarding distribution of cash or liquor or any other item was received, the flying squads were rushed to the spot immediately, gathered necessary evidence, seized the items of bribe and recorded statement of the witnesses and persons. In case a flying squad was busy elsewhere, additional teams from the local police stations were sent.

(ii) Static Surveillance Teams

For watching large quantities of cash, illegal liquor, any suspicious items or arms being carried inside the constituency limits, surveillance teams, with at least one team for each police station, were formed. They were put in the form of mobile check posts on major roads/arterial roads right from the date of notification. Unexplained cash found without proper documents and carried by any person was suspected as meant for bribing the voters and on that account seized and actions were initiated under the relevant provisions of law. The whole event of checking and seizure was video-graphed and the team would submit a copy of the video CD to the Assistant Expenditure Observer. In consultation with the Assistant Expenditure Observer, the placement of these teams was worked out and a number of such teams was decided based on the requirement and Expenditure Observer's assessment.

First Information Report was lodged immediately against the persons from whom any seizure was made. The cash seized, if linked to potential bribing, was deposited in the State Treasury within 24 hours. Otherwise, cash was handed over to the Income Tax Department for further action.

All the District Election Officers published an appeal to the public/political parties through media about the formation and functioning of the Surveillance Teams

requesting people not to carry huge cash during elections. In case of necessity for carrying cash one was to carry proper documents also to explain the source and end use.

The cases filed were monitored closely, and attempts were made to ensure that maximum number of cases was brought for trial even before the date of counting. The Nodal Officer at Police Head Quarters followed up the cases and sent reports to the Commission with a copy to the Chief Electoral Officer on the status of the cases in the Court.

(iii) Video Surveillance Teams

Properly trained and oriented video surveillance teams, one for every Assembly Constituency, were formed to capture all expenditure related events and evidences. In the beginning, the team would record in voice mode, the title and the type of event, date, place and name of the party and candidate organizing the event. The team captured the whole event in such a way that the evidences of each vehicle, its make and registration number, furniture, rostrum, banners, cut-outs, etc can be clearly seen and expenses thereon would be estimated. At times, statements of drivers and passengers were also recorded to prove that the vehicle was used for election purpose. The videographer also recorded his voice while shooting regarding the number, type of vehicles, chairs, etc. used in the event for enabling the video team, another expenditure monitoring agency, to cross check with reference to the visuals and estimate the expenditure of the event. They also recorded the speeches of speakers and other events to monitor whether any Model Code of Conduct violation took place. This team prepared cue-sheet at the time of recording and gave the same to the video viewing team along with the recorded CD. The cue-sheet enabled locating evidence available in the CD at a glance.

(iv) Video Viewing Team

This team viewed the video CDs prepared by the surveillance teams on daily basis for identifying expenditure and Model Code of Conduct related issues. On the same day, this team would submit its report related to expenditure to the Accounting Team/Assistant Expenditure Observer. In expenditure related reports, the registration number of all the vehicles and its make, size of the dias, the number of chairs, size of text, size and number of cut-outs and all other items of expenditure captured in the video reports/observations relating to Model Code of Conduct were submitted by this team to the General Observer/Returning Officer.

(v) Accounting teams

These teams were formed to work under the guidance of the Assistant Expenditure Observer in maintaining Shadow Observation Register/Folder of Evidence for each candidate of the assembly segment. The team would enter the items of expenditure reported, put the notified rates against each item and calculate the total expenditure on the item of each candidate.

The Accounting Team and the Assistant Expenditure Observer based on the rates of expenditure, calculated total expenditure based on the video evidences given by the Viewing Teams and made entries into Shadow Observation Register for the candidates concerned. This was compared with the candidates register produced before the Expenditure Observer for verification. Any suppression/omission was pointed out to the candidates concerned in writing by the Returning Officer within 24 hours for corrective measures.

The Returning Officer was to ensure that all expenditure of the election campaign materials used after filing of nomination was also included in the Shadow Observation Register, though the payment for it might have been made before filing of nomination. Similarly the expenditure on rally or procession taken in connection with filing of nomination was also shown as part of the Election Expenditure.

(vi) Media certification and monitoring committee, etc.,

The Committee was formed both at District level as well as at State level. In the case of district committee, Media Certification and Monitoring Committee already in existence was expanded and reconstituted for monitoring the print and electronic media including cable net works. Following were the members of the Committee:

1. District Election Officer/Deputy District Election Officer (DRO may be made the head)
2. District Public Relation Officer
3. Central Government Information & Broadcasting Ministry official (if, any in the district)
4. Independent citizen/Journalist as may be recommended by Press council of India.

At State level, as per Election Commission of India guidelines, the Committee consisted of:

1.	Additional Chief Electoral Officer, Public (Elections) Department, Chennai – 9.	-	Chairperson
2.	Collector of Chennai (who is Returning Officer of 3. Chennai North Parliamentary Constituency)	-	Member
3. a)	Assistant Station Director Doordarshan Kendra, Chennai.	-	Member (in respect of advertisement in TV channels)
b)	Assistant Station Director All India Radio, Chennai – 4.	-	Member (in respect of advertisement on Radio)

The Committee at district level recorded TV programmes either in CD / DVD, and kept a photo copy of all advertisements/paid news/election related news of the contesting candidates / political parties. The District Election Officers were instructed to provide all national and local news papers, 3 to 4 TV sets having all local and national news channels, one recording device and separate room for watching and recording all the advertisements/discussions relating to elections. At State level, similar recording of TV channels was being done.

Further, all advertisements of political nature on TV channel, cable net works / radio, including private FM channels, could only be telecast after prior clearance from the Scrutiny Committee constituted by the Chief Electoral Officer. The Political party/candidate would have to submit the content along with details of planned expenditure on the telecast/broadcast in electronic media.

If the media monitoring cell found any unapproved advertisement, or any news which was basically a blatant advertisement in favour of any candidate, the Returning Officer would issue a notice to the candidates u/s.127 of the Representation of the People Act, 1951. The expenditure of these advertisements would be mentioned in the Shadow Observation Register and intimated to the candidate concerned during the inspection of his/her register.

Whenever the District level Committee or the Committee constituted by the Chief Electoral Officer granted permission for any advertisement a copy of it was

given along with all expenditure details to the concerned Accounting Teams/District Election Officer. The District Committee would look into the Model Code of Conduct violations also in the media sphere and sent report to the District Election Officer with a copy to the General Observer.

These Committees also looked into cases of violation of Model code of Conducts in media vehicles. The details of such notices issued and action taken are given in **Annexure 13.1**. While all channels immediately ceased the objectionable telecast, further action was taken based on their explanation, in consultation with Election Commission of India.

(vii) Call Centre and Control Room

There was a **Call Centre** for registering complaints and **Control Room** in each district for communication between various functionaries involved in the expenditure monitoring. All complaints received were recorded and passed on immediately to the Officer concerned for immediately acting upon, with a copy marked to the Returning Officer and the Expenditure Observer. Model Code of Conduct related complaints and copy of it was passed on to the General Observer. A Register showing the names and addresses of complainant, nature of complaint, timing of complaint and action taken on complaint by the control room was maintained. The Expenditure Observer and General Observer would inspect the register from time to time to ensure that the control room functions smoothly and complaints were passed on instantly for further necessary action.

(viii) Observers

For close supervision and co-ordinations of the above teams/committees following officials were put in place as per the guidelines of Election Commission of India.

(a) Expenditure Observers

Senior Officials of Indian Revenue Service/Indian Customs and Central Excise services were appointed by the Commission for specified constituencies to observe the election expenses by the candidate. There was at least one Expenditure Observer for each district, with each observer ordinarily not having more than five Assembly constituencies under his observation. They monitored the entire expenditure control machinery in constituencies under their control. Their job got over only 30 days after the declaration of result, the last date for the candidates for filing expenditure statements.

(b) Assistant Expenditure Observers

Assistant Expenditure Observers in the rank of Income Tax Officer/Grade-B Officers equivalent in other Central Government Services were appointed by the Expenditure Observer from a list of Central Government employees provided by the District Election Officers. Preference was given to employees of Income Tax, Central Exercise, Audit and Accounts Department. It was ensured that no Assistant Expenditure Observer was appointed in an Assembly Constituency wherein either his work place or native is located.

Details of various teams constituted made are furnished in **Annexure 13.2**. The total seizures made during the entire election period are given in **Annexure 13.3**.

B. Tracking of candidates' election expenditure

Various steps taken to regulate expenditure were as follows:

(i) Maintenance of Shadow Observation Register and Folder of Evidence

Shadow Observation Register for each candidate was maintained by the accounting team on the basis of the observation of expenditure as captured by various teams/reports of expenditure monitoring cell. This register was helpful to cross check the items of major expenses incurred by the candidate. An Assistant Expenditure Observer daily inspected the Shadow Observation Register for each candidate for ensuring that all expenditure reported by different teams of expenditure monitoring were entered in the register. In the case of any discrepancy it was immediately reported to the Expenditure Observer.

The **Folder of Evidence** was maintained by the accounting team along with each Shadow Observation Register. The accounting teams got information on daily basis from the video surveillance teams, video viewing teams, media certification and monitoring teams, surveillance teams and flying squads. All the evidences collected against any expenditure entered in the Shadow Observation Register was kept in this folder and cross referenced with it. This folder included video/audio CDs, copies of posters, pamphlets, etc., newspaper advertisements and paid news cuttings, copies of bills and vouchers, copies of reports made by the various officers regarding expenditure, copies of documents submitted by the candidate, copies of complaints relating to expenditure and enquiry reports on these complaints, the notice issued to two categories by the Returning Officer relating to expenditure tracking and the replies received, first information report filed relating to expenditure of the candidate etc. In case of any expenditure found incurred by the candidate on prohibited items, action was taken against the candidates under relevant provision of law.

The Shadow Observation Register was shown to the candidates or his representatives or any Member of the public. If the expenditure reported by the candidate was found less than the amount mentioned in the Shadow Observation Register it was brought to the notice of the candidate or his representative at the time of inspection in writing in the register itself under the signature of Expenditure Observer. Copies of the notices and replies received from the candidate or his election agent were kept in the Shadow Observation Register. Replies received if any, were marked to Expenditure Observer and the District Election Officer for forming opinion about the truthfulness of the account of expenditure submitted by the candidates after the declaration of results.

(ii) Monitoring of Public Meeting, Rallies, etc.,

A candidate or his representative would apply for permission for a public meeting or a rally along with expenditure plan. The accounting team would calculate separately the expenditure in each of such public meetings or rallies on the basis of notified rates and evidences which were collected by way of photographs, video recording and statements.

(iii) Expenditure on travel expenses of Star campaigners

As per section 77 of the R.P. Act 1951, the expenditure incurred by the leaders of a political party on account of travel by air or by any other means would not be deemed to be expenditure in connection with the expenditure incurred or authorized by a candidate. In the event of public rally or meeting by the Star campaigner if the candidate or his election agent shared the dais with the star campaigner, or if the Star Campaigner campaigned in favour of the Candidate by name, then the entire expenditure on that rally than the travel expenses of the star campaigner was added to the candidate's expenses. When there were more than one candidates sharing the dias or displaying banners/posters with their names in rally/meeting then the expenses on such rally /meeting was equally divided among all candidates. The list of parties who availed the facility of star campaigners are given in **Annexure 13.4**.

(iv) Monitoring of Campaign through Electronic/Print Media including Cable Networks

The District Election Officer closely watched the campaign through Electronic/Print Media including Cable Network, radio etc. The political parties and representatives of media were advised that all the advertisements issued/published by them must be properly owned by them and any practice of surrogate advertising

would be dealt with sternly. They were also alerted that news reports based on “payments” generally described as “Paid News” would be accounted through newly established mechanism and they must refrain from such practice. The political parties were asked to exercise self restraint and to advise all their candidates to exercise similar restraint on expenditure. At the State level, the Chief Electoral Officer had done the same exercise. Totally, 22 cases of “Paid News” were found during the election Campaign.

(v) Monitoring of Printing of pamphlets, posters etc.,

Printing presses were instructed to indicate clearly in the print line the names and the addresses of printer and publisher of any election pamphlets, posters and such other material printed by them. Copies of printed materials and the declaration of the publisher as required under section 127A(2) of R.P. Act 1951 was sent by the printer to the District Election Officer and if it was found printed in State capital, then to the Chief Electoral Officer within 3 days of such printing. District Election Officers examined whether the publisher and printer had complied with the requirements of law and directions of the Commission. They also caused one copy exhibited on notice board so that all political parties, candidates and other interested persons could check whether the requirements of law have been complied with. Copies of the printed materials along with the statements showing cost of printing were given to the accounting teams for inclusion in the Shadow Observation Register.

(vi) Monitoring of use of vehicles during electioneering

The Returning Officer issued permits to the vehicles and the details were given to the accounting teams for inclusion in the Shadow Observation Register. If any vehicle was found used for campaigning without written permission of the Returning Officer then it was considered as unauthorized campaigning for the candidates and it attracted penal provision of Section 171H of the Indian Penal code. The expenditure on this vehicle was added in the Shadow Observation Register.

(vii) Monitoring of expenses on construction of barricades and rostrums etc.,

If expenses on construction of barricades/rostrums etc. were made by the Government agencies on account of security considerations, the expenditure was booked in the name of the candidates in whose constituency the meeting took place. Wherever the group of candidates were present on the dias with the leaders of all political parties addressed such a meeting, the expenditure was apportioned equally among them. The District Election Officers obtained the details of expenditure from

the concerned Government agencies and intimated to the candidates about their respective share and marked a copy to the accounting team for entering in the Shadow Observation Register.

Wherever any private agency was engaged in construction/ rostrum etc., the Returning Officer called for information of expenditure from such agency. If any travel agency was engaged to provide transport facility, the RO called for the expenses details from such agencies.

(viii) Monitoring of accounts of Self Help Groups, Non-Government Organizations, etc.,

Since the revolving fund/economic assistance is channelised through the DRDA, it was possible to monitor the Self Help Groups closely to ensure that they were not utilized for distribution of money/materials which is corrupt practice and an election offence. DEOs called for daily report of SHGs and NGOs activities in their district.

(ix) Monitoring of cash withdrawal from banks

The District Election Officer asked all the banks to submit daily report on suspicious withdrawal of cash in a day exceeding Rs.1.00 lakhs from the bank account of any individual person during election process. In case any suspicious nature of withdrawal of large amount was noticed suitable action was taken and the information was passed on to the Assistant Expenditure Observer / Deputy Director of IT concerned for necessary action under IT laws.

C. Submission of election accounts

As per Section 78 of the R.P. Act, 1951 every candidate has to lodge a true account of his election expenses maintained u/s.77 of the R.P. Act, 1951 with the District Election Officer within 30 days from the date of declaration of results of election. To ensure that the accounts are maintained in a true and fair manner, following steps were prescribed by the Election Commission of India:

(i) Separate bank account by each candidate for election expenditure

In order to facilitate monitoring of election expenditure, each candidate was required to open a separate bank account exclusively for the purpose of election expenditure. All money to be spent on electioneering had to be deposited in this bank account irrespective of its funding from any source including candidate's own fund. A certified copy of the account statement of those bank account was to be given by the candidate to the District Election Officer along with statement of account of

expenditure at the time of filing of the abstract statement after declaration of results. The bank account was opened either in the name of the candidate or in the joint name with his election agent. The bank account was not opened in the joint name with any family members of the candidate if he/she was not election agent of the candidate. The existing bank account of the candidate was not used for this purpose.

(ii) Register of election expenditure

Each candidate was required to maintain day to day account of his election expenditure in the register prescribed. The candidates submitted this register for inspection by the Expenditure Observer at least three times during the campaign period. The candidate was to give acknowledgement for having received the registers.

(iii) Register of day to day accounts

This register meant for entire election expenditure was required to be filled up by the candidate/his election agent date-wise on day to day basis. The value of goods and services in kind received from any sources and used for electioneering of a candidate are also to be mentioned.

This register contained entire election expenditure incurred by the candidate/the party / any other persons. Regarding source of such expenses, any amount incurred / authorized by the candidates from his own fund was mentioned in the relevant column. The amount received from the political party or incurred or authorized by the political party either in cash or in kind was mentioned in the column meant for the purpose. Source of any amount either received in cash or in kind from any person or entity other than political party was mentioned in the separate column meant for this purpose.

(iv) Cash Register

All the amounts received in cash from any source including withdrawal from any bank account of the candidates were entered date-wise in cash register from the date of nomination till date of declaration of results. Date-wise cash balance was required to be drawn. Efforts had to be made to avoid as far as possible carrying huge amount of cash in the constituency during election campaign.

(v) Bank Register

The candidate deposited the entire amount meant for election expenses received from any source including his own fund in the bank account opened for the purpose of election. All the election expenses were incurred by issuing cheques from this

bank account only. In case of minor expenses and so the amount could not be withdrawn in cash, payments were made with proper vouchers. Details of deposits, withdrawal and daily balance were entered in respective columns of the bank register.

(vi) Inspection of election expenditure Register

The candidates were required to produce election expenditure register either in person or through his election agent or any other person duly authorized by him before the Expenditure Observer/designated officer for inspection three times during the campaign period. On the dates fixed for inspection of register of a candidate, the Assistant Expenditure Observer concerned was present along with the Shadow Observation Register and Folder of Evidence. In case of failure for production of Expenditure Register for inspection by the candidate on the day fixed for the purpose, notice was given by the RO informing that if the candidate fails again to produce the register for inspection it would be presumed that the candidate failed to maintain day to day account of his election expenditure as required under section 77 of R.P. Act 1951. In case of failure of the candidate to produce the register of election expenditure for inspection, a complaint u/s.171-I of the Indian Penal Code was to be filed in the competent court. Besides this permission given to the candidates for the use of vehicle during election were to be withdrawn, if the candidate did not produce the register after 3 days of service of the notice. The withdrawal of permission for use of vehicle was to be intimated to all the surveillance teams and flying squads and displayed in the notice board.

(vii) Meeting of the District Election Officer with political parties and meeting of the RO with the candidates

The District Election Officer conducted meeting of all recognized national and state level political parties within 3 days of announcement of elections and explained the legal provisions and instructions of the commission relating to the election expenditure and its monitoring and consequences of failure to comply with them. The ROs held meeting of all the contested candidates and explained of the legal provisions and instructions of the commission relating to election expenditure and its monitoring and consequence of failure to comply with them.

One day facilitation training programme was also organized by each RO and Assistant Expenditure Observer for training of all election agents in order to explain the modified procedure of maintaining the registers of various expenses and dates of expenses.

(viii) Submission of the Final Accounts before District Election Officer

All candidates were expected to submit their accounts to the District Election Officer within 30 days of announcement of election results. However, only **2,551** candidates out of **2,748** in the fray submitted their accounts. Details of the same are given in **Annexure 13.5**.

(ix) Scrutiny of Statement of accounts and DEOs report to the Commission

Scrutiny of accounts was done by the District Election Officer to determine whether the account submitted by the candidate was true account of his election expenditure or whether the candidate had hidden or under valued some part of his election expenditure. The Expenditure Observer, the Assistant Expenditure Observer and the Nodal Officer of the expenditure monitoring cell helped the DEOs in the examination of accounts and preparation of their reports to the commission in the modified form. The **Shadow Observation Register** and the **Folder of Evidence** were taken into account while examining the accounts and forwarding the DEOs reports to the Commission. The account of expenditure submitted by the candidates was compared with the Shadow Observation Register. All notices issued earlier to the candidates or his election agent and replies received were considered as evidence during scrutiny of accounts by the District Election Officer. All the remarks made by the Observer or other officer in the Shadow Observation Register or any other authorized document were taken into consideration while scrutinizing the correctness of the accounts of election. During scrutiny, if District Election Officer found that the expenditure in respect of any item is higher than the figure reported by the candidates as per the Shadow Observation Register, notices were issued to such candidate mentioning such discrepancy and evidences gathered during the election period. Complaints with respect to election expenditure and reports of enquiry on these complaints were also considered during the scrutiny.

The Expenditure Observer during his second visit scrutinized the accounts along with the report of the DEO.

(x) Report by the Chief Electoral Officer to the Election Commission of India

The Chief Electoral Officer examined the reports namely (i) Candidate-wise Scrutiny Report of District Election Officer on lodging of Account of Election expenses under rule 89 of Conduct of Election Rules 1961 and (ii) Summary Report of the District Election Officer for each constituency on lodging of election expenses accounts by contested candidates. After scrutiny, the above reports of the DEOs were forwarded

to the Election Commission of India along with brief note and observations/
recommendation of the Chief Electoral Officer.

Chapter - XIV

LAW AND ORDER AND BANDOBUST PLAN

Maintenance of Law and Order is a pre – requisite for peaceful, free and fair Elections. Carefully drafted Bandobust plan would make the job of law and order maintenance easier.

Criminality, money power and muscle power are the major challenges at elections. A number of measures, over and above the normal law and order maintenance are required for ensuring peaceful, free and fair poll. Deployment of Central Police Force to assist the State Law and Order machinery in prevention of pre-poll, poll and post-poll violence and to inspire confidence in the impartiality of election machinery among the electorate, regulation of vehicular traffic, regulation and ban on the sale of liquor in close proximity with the dates of poll and counting, seizure of illicit and licensed arms, etc were some of the measures taken by the Commission.

The Law & Order machinery deployed during the elections involved both the State Regular Police, State Armed Reserves, Tamil Nadu Special Police, Central Armed Police Forces, Ex-servicemen and NCC cadets.

A. Personnel

1. State Police Personnel

At the time of any election in a State/Union Territory, it is essential that proper law and order is maintained in the whole of the State/Union Territory, during the entire election period from the time the elections are announced by the Commission and till the same are completed with the due constitution of the House concerned. Equally important is to provide due protection and security to the election officers, polling personnel and polling materials as well as to the candidates, leaders of political parties and other important functionaries in each constituency, so as to ensure free and fair election.

The above arrangements are the responsibility, duty and function of the police officers and police personnel not only at the constituency level but also at the District level and at State level. All police officers and police personnel starting with the Director General of Police down to Inspectors, Sub-Inspectors, Assistant Sub-Inspectors, Head Constables and Constables (including home guards, ex-serviceman, etc) who are involved in any way in the above mentioned election-related arrangements perform duties in connection with the conduct of elections. They all are thus, by law,

officers of the Commission being on deputation to it and are subject to its control, superintendence and discipline and are answerable to the Commission.

The Director General of Police had reported the total strength of police personnel available in the State as 84,183 of regular police, Armed Reserves (AR) and Tamil Nadu Special Police (TSP), apart from 5910 of Special Unit. He further stated that 80% of the total force available would be placed on election related work, keeping 20% reserve for indispensable non election duties. Of the total strength reported, 8614 personnel are Grade-II PCs undergoing training from 1.2.2011 and 1060 are SIs undergoing basic training of one year from 1.2.2011, who cannot be deployed for critical poll duties.

Sl.No.	Rank	L&O AR and TSP-A	Special Unit-B
1.	DGP	01	02
2.	ADGP	08	14
3.	IGP	16	13
4.	DIG	19	7
5.	AIG	03	0
6.	SPs	85	31
7.	ADSPs	70	28
8.	DSPs	474	184
9.	Inspectors	1825	708
10.	Sis	5819	1428
11.	Others (HCs to Gr.II PCs)	75863	3495
	Total	84183	5910

2. Central Armed Police Force (CAPF) Personnel

During elections the Election Commission of India deploys significant number of Central Police Forces on the basis of its assessment of the ground realities. These forces are normally used for area domination and poll day duty. This election involved an additional component of duty involving assistance in expenditure monitoring.

While, CAPF for regular duties normally come one to two weeks before the election, those to be used for expenditure monitoring are required much earlier, almost from the date of announcement of elections itself. This time the ECI allocated 50 companies of CAPF for expenditure monitoring, with the first batch coming within 10 days of announcement of elections: These 50 Companies were distributed in all 32 Districts covering all 234 Assembly Constituencies as follows:-

Sl.No.	Name of the District	No. of Assembly Constituencies	No. of Companies to be deployed
1.	Tiruvallur	10	2
2.	Kancheepuram	11	2
3.	Krishnagiri	6	1
4.	Dharmapuri	5	1
5.	Tiruvannamalai	8	2
6.	Villupuram	11	3
7.	Salem	11	3
8.	Namakkal	6	1
9.	Erode	8	1
10.	Tiruppur	8	1
11.	The Nilgiris	3	1
12.	Coimbatore	10	2
13.	Dindigul	7	2
14.	Karur	4	1
15.	Tiruchirappalli	9	3
16.	Perambalur	2	1
17.	Ariyalur	2	1
18.	Nagapattinam	6	1
19.	Thiruvavarur	4	1
20.	Thanjavur	8	1
21.	Sivaganga	4	1
22.	Madurai	10	3
23.	Theni	4	1
24.	Virudhunagar	7	1
25.	Ramanathapuram	4	1
26.	Thoothukkudi	6	1
27.	Tirunelveli	10	3
28.	Kanniyakumari	6	1
29.	Chennai	16	2
30.	Vellore	13	2
31.	Cuddalore	9	2
32.	Pudukottai	6	1
Total		234	50

Normally one company was allocated to each district, with more expenditure sensitive districts being given more than one companies depending on number of constituencies and expenditure sensitivity.

In addition to these 50 companies, additionally 190 companies were allocated for conduct of elections, making totally 240 companies available for the elections. The District wise/ Force-wise distribution of these companies were as follows:

District-wise distribution of CAPF for Elections

Sl. No.	District	No. of Assembly Constituencies	Total no. of Companies
1	THIRUVALLUR (incl Chn suburban police dt)	10	12
2	CHENNAI	16	16
3	KANCHEEPURAM	11	10
4	VELLORE	13	12
5	KRISHNAGIRI	6	6
6	DHARMAPURI	5	6
7	TIRUVANNAMALAI	8	8
8	VILLUPURAM	11	11
9	SALEM	11	13
10	NAMAKKAL	6	5
11	ERODE	8	8
12	TIRUPPUR	8	7
13	THE NILGIRIS	3	3
14	COIMBATORE	10	11
15	DINDIGUL	7	7
16	KARUR	4	4
17	TIRUCHIRAPPALLI	9	11
18	PERAMBALUR	2	2
19	ARIYALUR	2	2
20	CUDDALORE	9	10
21	NAGAPATTINAM	6	5
22	THIRUVARUR	4	4
23	THANJAVUR	8	7
24	PUDUKKOTTAI	6	5
25	SIVAGANGA	4	5
26	MADURAI	10	12
27	THENI	4	4
28	VIRUDHUNAGAR	7	8
29	RAMANATHAPURAM	4	4
30	THOOTHUKUDI	6	6
31	TIRUNELVELI	10	10
32	KANNIYAKUMARI	6	6
	Total	234	240

27 (10 Companies of BSF and 17 Companies of RPF) companies were retained for guarding of strong rooms located at 86 centres where polled EVMs were kept.

For counting, in addition to these 27 companies, 18 Companies of CAPFs were required which were air-lifted from Kolkata after close of polls in West Bengal on 10.05.2011. They were in-charge of security of inner perimeter of the counting premises.

One of the problems faced in the deployment was that there were other State Armed Police contingent also as part of CAPF. While some State contingents were well equipped, some states had sent only home guards. While Gujarat Home guards were well trained and equipped, Madhya Pradesh had sent home guards who had no training of arms.

3. Non Police Personnel

The Election Commission of India was addressed to permit the deployment of non police personnel viz. Retired Policemen, Retired Fire personnel, Home Guards, Forest Guards, Prison Guards, which the Commission permitted with certain conditions:

- A) They shall be declared as Special Police Officers by the District Collectors/ Commissioners of Police under section 17 of the Police Act, 1861 and Madras City Police Act, 1988.
- B) Able bodied Personnel upto the age of 65 years only may be appointed as SPOs for aforesaid purpose.
- C) They should not have been compulsorily retired from the service and should not have any pending court cases against them.
- D) They should not be posted in the polling station in which they are registered as a voter.

Commission also stated that

- (i) They will regulate the crowd and the queue outside the polling stations
- (ii) They will regulate the entry and exit to the polling stations
- (iii) They would not be having any arms while they are deployed of the polling stations

- (iv) While they will be in uniform, they would not be having any Medals or insignia etc. displayed on it.
- (v) Commission has also said that utmost care should be taken to ensure that none of them have any sharp political affiliations and that they are impartial

As per the deployment plan, the Director General of Police, Chennai mobilized Ex-servicemen, Retired Police Personnel and Retired Personnel of other Uniformed Services such as Fire service, Prison and Forest Personnel for a period of 4 days from 11.4.2011 to 14.4.2011 as follows:

Category	No. Available
Ex-servicemen	17,000
Home guard	10,000
NCC	1,299
Forest	150
Retired Police	1,025
Prison & Fire	1,024
Total	30,498

The Directorate of Ex-Servicemen's Welfare, Chennai-3 made necessary arrangements for the mobilization of Ex-Servicemen and the Inspector General of Police (Elections) for the mobilization of Retired Police Personnel and Retired Personnel of other Uniformed Services such as Fire Service, Prison and Forest. The Police Department ensured that each such officer was designated as "Special Police Officer" and given a serial number indicating the District, for example KPM 0001 for Kancheepuram District and VLR 0001 for Vellore District etc. The mobilized Ex-Servicemen, Retired Police Personnel and Retired Fire personnel wore Badges with the legend "SPECIAL POLICE OFFICER (ELECTIONS)" and wherever they were mobilized they wore their respective uniforms. Identity Cards were also issued by the Police Department to the Retired Police Personnel and Retired Personnel of other Uniformed Services drafted for election bandobust duty.

B. Deployment Plan

Based on the various directions of the Election Commission of India, following guidelines were framed at the time of joint meeting held by the Chief Electoral Officer with the ADGP (L&O) on 1.4.2011 for finalizing Deployment Plan at the level of Assembly Constituency:

i) Police Deployment

- a) Each Location where Polling Stations (Booth) are located will be provided with one Constable i.e. 1 PC per Location. Multi-polling booth locations would be strengthened with non-police personnel.
- b) All Mobile Parties which moves along with Zonal Party will have one Local SI/ SSI. Besides this, it will have a strength of 1+3 CPMF or 2 TSP personnel i.e. 1 SI+(1+3) CPMF or 1 SI+2 TSP.
- c) Each Flying Squad will have a strength of 1 SI + 3 PCs. There will be at least one Flying Squad per Constituency.
- d) For guarding EVM Strong Rooms a strength of 1+1 Constables can be earmarked.
- e) For each Counting Centre a strength of 1+3 should be allotted, before polled EVMs are stored there.
- f) Pickets can be posted @ 5 Pickets per Constituency only in Cities. The strength of 1 HC + 1 PC will be posted for each Picket. Pickets in districts before poll day would be put only if surplus Police Force is available. However, on the day of Polling, Flying Squad and Static Surveillance Team will be converted into Pickets.
- g) All Strike Forces will have Recruit PCs and surplus TSPs at the discretion of SP/ District Election Officer. The Strike Force Strength for SP and above Rank Officers would be 1+10, for ADSP and DSP it would be 1+4 and for Inspectors 1+3. The Recruit PCs given to the Cities/Districts, even if found available in excess, shall not be deployed anywhere else other than Strike Forces.
- h) The excess availability of Police strength in the Cities and Districts, after deploying for all the duties as per the above norms, should be used for strengthening the critical Polling Stations in the descending order of criticality (i.e. from Most Critical to Least Critical), especially in multi booth location and also for handling law and order situations.

ii. Non-Police Personnel Deployment

- a) Non-Police Personnel should be deployed only in Polling Stations.
- b) They should be deployed in all the Polling Stations which are not covered by Police personnel.

- c) Excess available Non-Police personnel should be deployed additionally for Critical Single Polling Stations.

iii. CPMF Deployment

- a) The CPMF Companies should be divided into Half Sections of 1+3 and they shall be attached with Mobile Party attached to the Zonal Officers.
- b) In order to cover the shortage of CPMF for Mobile Parties, TSP personnel will be allotted @ 2 TSP personnel per Mobile Party, where CPMF have not been attached.

While the forces were allocated to the districts as per the above norms, the distribution of force in different constituencies and at various polling stations within a constituency was decided locally based on above parameters and local conditions. Some of the important parameters which affected force deployment are number of Polling Stations, the existence of vulnerable habitats in the jurisdiction of critical Polling Stations, the availability of State Police Force including non Police Personnel, the deployment of Central Police Force, etc. In the entire State, there were 8,004 pockets identified as vulnerable, while overall 14,700 were deemed to be critical based on Commission's parameters. The details are given in **Annexure 3.5**.

One new feature this time was that the earlier terminology of hyper sensitive, sensitive and non-sensitive was done away with. Instead the districts were asked to list the polling stations in the descending order of criticality, i.e. from most critical to least critical.

The Constituency-wise Force Deployment Plan for election duty (including that of Central Police Force and the State Police and all other type of Uniformed Forces) was prepared by the SPs and the DEOs concerned in consultation with the Observers of the constituencies concerned. The constituency-wise force deployment plan for election duty (including that of the CPF, the state police as well as the Zonal (sector) plan through Zonal (sector) officers – SO) had been vetted and finalized by the Observer of the constituency concerned. In connection with vulnerability mapping as well as identification of critical Polling Station and critical clusters, the Observers gave their suggestions/observations on the basis of the inputs available with them. Once finalized through the above method, the plan was not unilaterally altered or modified without consultation with the Observer. While reiterating that all the instructions of

the Commission with regard to deployment of CPF and other denomination of forces should be strictly followed and the Observer should be kept in picture at every stage, it was made clear that this exercise would in no way dilute the responsibility of the District Administration in ensuring proper law and order and security of the election process.

C. Important Initiatives

A number of steps were taken to ensure that the poll was free, fair and peaceful. Some of them are:

i. Persons with history of Electoral and Criminal offences

1. A list of persons reported to have indulged in Electoral offences like booth capturing, intimidation, impersonation in each and every constituency during the past at least two Elections were compiled.
2. List of history sheeters, declared absconders, fugitive criminals falling in each and every Parliamentary / Assembly Constituency were updated.
3. All pending warrants and challans in respect of each Police Station of each and every Constituency were executed.
4. Investigation and prosecution of all Electoral offences registered in previous Elections in each Police Station were.

ii. Ban on Sale of Liquor

Close monitoring of illicit liquor making factories was done and illegal business were closed. Regarding the legal liquor business, daily reports on production, wholesale stock and retail sales were monitored. Any abnormal sales or stocks were followed up with enquiry. Bulk sales of liquor or sale without cash memo from shops were stopped. Further 48 hours before close of polls was declared as dry day, till the midnight of the day of poll. Similarly, counting day was also declared as a dry day.

iii. Regulation of Arms

1. Immediately after Election was announced, carrying of licensed arms was banned under section 144 of CRPC,.
2. 100 % scrutiny of licenses of arms and ammunition shops was done to ensure that the records of their stocks are kept up-to-date and that their antecedents, recent involvement in irregularities, if any, and political leanings, if any,

warrant a close super checking and monitoring of their business during the days of active electioneering.

3. Issue of license for arms was prohibited during the period commencing with the date of announcement till the completion of the Election.
4. Unearthing of unlicensed arms and places of indigenous manufacture of arms and ammunitions was carried out. Inter-State and Intra-State movements of trucks and commercial vehicles were checked with a view to prevent smuggling of arms and ammunition and anti-social elements.
5. Immediately after the announcement of elections, a detailed and individual review of all licenses were made with focus on following category of people:
 - (a) Arms licenses of persons released on bail
 - (b) Arms licenses of persons having a history of criminal offences, and
 - (c) Arms licenses of persons previously involved in rioting, particularly during the Election period.

Based on the review, the Committee formed for the review, also ordered deposit of licensed arms by specific cases where it was felt that the persons need not carry arms for the election period.

6. Thorough checking of lorries, light vehicles and all other vehicles from 3 days before the date of poll, was done to ensure that no undesirable elements or arms and ammunition were transported into the constituency.

iv. Confidence – Building measures

1. The zonal officers kept track of the vulnerable locations and kept tab on the persons from whom threat perceptions were high. The CAPF forces were also attached to the zonal parties who too took rounds of all the vulnerable areas.
2. Wherever necessary police pickets were established to ensure free access to all voters to cast their votes without fear.
3. Even on the day of elections, the zonal officers kept a tab on the polling percentage from the vulnerable locations, and if any abnormal pattern was witnessed, they followed up with a visit to such locations to find reasons for low polling.

v. Preparation of Zonal Maps by Zonal Officers

Each zone having 10 polling stations on the average, was placed under a Zonal Officer, who was carefully selected much in. The Zonal Officers were responsible for

preparing election plan for the zones under their charge. The Zonal Officer (besides being Trainer for Polling Officials) did a physical check of the route map and the Polling Stations falling under it and got them prepared for taking polls. Alternate routes to particular Polling Stations were also identified for any emergency or contingency, for example, if a connecting bridge suddenly got damaged. Sample of some maps are given in **Annexure 3.4**. In their second visit they covered the hinterland of their Polling Stations, contacted their voters and did their vulnerability mapping and identified helpful as well as anti-social elements – Polling Station wise and hamlet wise. Later when the Central Police Force arrive, the Zonal Officer accompanied (third visit) the Police Mobile Force (CPF) for their area familiarization and area domination, in an organized manner.

vi. Poll Day

On the poll day, the CAPF were assigned patrolling duty in the allotted zones covering a fixed cluster of polling stations. The CAPF contingent ensured the supervision and guarding of polling stations falling in that zone. In this connection, the CPF were provided with Zonal route maps (Sketch) of each zone) / route which was under their charge, indicating vulnerable locations, their sensitivity gradation, the Zonal Officer's name and contact number, RO's and Observer's name and contact numbers, etc.

vii. Post Poll

After the poll was over, the polled EVMs were escorted by CAPF contingent to the reception centre. The CAPF were also assigned the duty of guarding the strong room, where the polled EVMs were stored. During counting a three layer security was given to the counting halls, with the CAPF guarding the inner perimeter, the TSP/AR the middle perimeter and the local police the outer perimeter.

D. Daily Law & Order Situation Reports

As per the instructions of Election Commission, Law and Order Report for each district in format prescribed in LOR – Form 1 and a consolidated report for the entire State in LOR – Form II had to be submitted by the Chief Election Officer daily to the Election Commission. These instructions were followed for the 13.04.2011 Assembly Elections also. The DGP sent the Law and Order reports daily for the period from 01.03.2011 to 13.05.2011 and the same was reviewed and sent to the Election

Commission of India, everyday. Following are the details regarding seizure of weapons, explosives etc., during the period in which Model Code of Conduct was in force:-

SBBL	-	1
SBML	-	9
DBBL	-	1
Swords	-	323
Country Made Gun	-	2
Cracker powder	-	40 kgs
Charcoal powder	-	15 kgs
Gum	-	20 kgs
Ammonium Nitrate	-	3 kgs
Potassium Nitrate	-	3 kgs
Nitrate	-	6.5 kgs
Sulphur	-	20.25 kgs
Thread	-	1 No.
Fuse Wire	-	1 bundle
Safety Fuse	-	932 mts.
Explosive ring	-	1 No.
Gun powder	-	69.10 kgs
Cartridges	-	9
Electric Detonator	-	255 Nos.
Gelatine Sticks	-	881 Nos.
Compressor Driller	-	1 No.
White wicks	-	12200 Gross
Wire Bundle	-	4 Nos.
Crackers	-	154 Nos.
Detonators	-	450 Nos.
Ammunition	-	1
Suzuki Motor Cycle	-	1

21,480 licensed arms were either deposited or impounded or cancelled. Surveillance was geared up to ensure that no illicit arms manufacturing centres were in existence. 15,595 persons were bound down under section 107/116 of Criminal Procedure Code etc. 12755 non-bailable warrants were executed during the period with only 2,270 warrants pending at the end of the period.

In total 344 incidents of violence related to poll campaign, political rivalry, etc. were booked. Only two persons were killed, while 327 persons were injured. Properties worth Rs.8,85,600/- were damaged, which includes 3 vehicles.

Chapter - XV

MEDIA

Media was the biggest ally of the Election Department in conduct of free and fair elections. Apart from being partner in SVEEP activities, which has already been detailed in Chapter 9, it also acted as eye and ear of the electoral authorities. It was also useful in immediate dissemination of essential information both to the voters and electoral authorities.

1. Publicity

To reach out to all voters regular press conferences were conducted and press releases were given on new initiatives and efforts taken to conduct free and fair elections in the State. Print and Electronic media were used as a partner to educate, motivate and inform voters. AV materials – ICON sound bytes and posters were uploaded on you-tube and face book.

Doordarshan Kendra, Chennai telecast DVD of ICONs provided by CEO's Office. Dramatized Quickies were telecast during the campaign period to motivate the educated young voters. An open house "KARA SARAM" programme was telecast inviting youngsters and group of people with the participation of former CECs., Former CEO and Additional CEO, in addition to Interviews/ Discussion with CEO and Senior Officers from Election Department on the theme of preparation for the run up in the General Election to TNLA 2011. To infuse confidence among the people on the Law and Order situation, interview with the DGP was telecast. Wide publicity was given on the issue of voter slips to all voters through election officials and call center telephone No.1965. Programmes on voting through EVMs were telecast in the silent hours (48 hours before close of poll – after 5.00 p.m. on 11th April, 2011). Through Scroll and time check voters were reminded on Do's and Don'ts on the day of poll besides stressing the need to exercise their franchise.

All India Radio, Chennai broadcast programmes asking questions about the information in the first phase and in the second phase regarding voter's participation. Talk shows, Interviews, and discussions with Chief Electoral Officer, Chief Secretary and DGP were also relayed. Slogans and songs written by popular writers were relayed once in 5 minutes during the Women and Youth programmes. A Special programme by the retired Election Officers was broadcast to highlight the Electoral participations and Panel discussions involving leaders from recognized political parties were also

relayed. Political parties manifesto was also broadcast/ telecast. Sound bytes of ICONs regarding the importance of voting given by CEO's office were relayed along with other local stars and prominent personalities.

2. Press Meets

From the date of announcement regarding General Elections on 01.03.2011, regular Press Meets were conducted with short intervals in addition to press release given then and there. The following are the details of the Press Meets conducted on various dates.

I. Dates of Press Meet and Announcement made

Sl. No.	Date of Press Meet	Announcements made
1.	01.03.2011	<ol style="list-style-type: none"> 1. Model code of conduct would be implemented with effect from 01.03.2011 F.N 2. Media would be used to create awareness among the voters 3. FM, SMS, Cable T.V., Internet, Self-Help groups, NGOs would be utilized to create awareness among the voters.
2.	05.03.2011	<ol style="list-style-type: none"> 1. Central Police forces would be deployed for elections 2. 24 hour Call Centers would be opened throughout state with Toll Free number 1965 to receive complaints from the voters on illegal gratification of money to lure the voters 3. In view of implementations of MCC, Posters and Cutouts of Leaders and Candidates of Political parties would be strictly monitored.
3.	09.03.2011	<ol style="list-style-type: none"> 1. Cases would be filed against the persons belonging to Political parties, if anybody violates MCC 2. Deployment of Para Military forces would be made during the elections and observers would be appointed to monitor the elections expenditure 3. Form-6 would be received till 10 days before the last date of filing nominations to enroll new voters. After detailed enquiry, name of eligible voters would be included in the voters list 4. Separate Bank Accounts should be opened by the contesting candidates 5. Complaints regarding violation of rules would be received from the Public through toll free Phone No.1965

Sl. No.	Date of Press Meet	Announcements made
4.	12.03.2011	<ol style="list-style-type: none"> 1. Drinking water and Dehydration packets would be supplied in all polling station 2. Toilet facilities would be provided to all the election officers in all polling stations. The above arrangements would be made by the Village Administrative Officers concerned. 3. Instead of Box shaped speakers, Cone shaped loud speakers would be allowed to be used during the election campaign. 4. Web camera facility would be provided. No Political parties should campaign within 200 meters radius of polling stations.
5.	14.03.2011	<ol style="list-style-type: none"> 1. During the vehicle check, proper documents are to be produced by which unnecessary harassment could be avoided. 2. Permission would be given to the propaganda vans and party flags would be allowed in the propaganda vans. 3. 2,999 cases have been filed against those violated MCC. Out of this, punishment has been awarded to 171 persons 4. Expenditure observers would be appointed, one for two constituencies, to monitor the expenditure of the candidates 5. Five officials from the Income Tax Department were appointed to monitor illegal flow of money in each district. 6. Voter slips would be issued to the voters to cast their voter without any fear or hesitation. It could also be used by the voters instead of EPIC.
6.	23.03.2011	<ol style="list-style-type: none"> 1) As part of Systematic Voters Education and Electoral Participation (SVEEP) program CD on voters awareness prepared by the Youth Exnora Internationals was released by the Chief Electoral Officer 2) During election campaign by the leaders 10 vehicles would be permitted. 3) Electronic Voting Machines would be used in all Polling Stations.
7.	25.03.2011	<ol style="list-style-type: none"> 1) Video and Audio CD would be released to create voters awareness for exercising the votes. 2) Opinion Poll would be prohibited during the period of 48 hours ending with the hours fixed for conclusion of poll, i.e. from 05.00 p.m. on 11.04.2011 till 05.00 p.m. on 13.04.2011.

Sl. No.	Date of Press Meet	Announcements made
8.	05.04.2011	<ol style="list-style-type: none"> 1) Web Cameras would be used in all Polling Stations during polling. 2) Tender votes would be allowed if the real voter comes subsequently with EPIC Card. 3) Imprisonment of one year would be awarded to the offender who cast other's vote.
9.	08.04.2011	<p>Giving money by the Political parties / Candidates to the Public & Receiving the same by the Public would be treated as an offence and One year imprisonment would be awarded.</p>
10.	11.04.2011	<ol style="list-style-type: none"> 1) Booth Slips will be issued to those who didn't receive so far. 2) Total ban of liquor would be implemented in Star Hotels during the Assembly Election. 3) Special arrangements will be made for physically disabled people for voting. Braille method of voting will also be introduced to the blind people who are coming for voting.
11.	12.04.2011	<ol style="list-style-type: none"> 1) Polling will start at 8 a.m. on 13.04.2011. Voters can exercise their vote without any fear. Adequate security arrangements will be made in all polling stations during Polling. 2) Web Cameras would be installed in 9,500 sensitive polling stations. 24,000 Para Military Force were also deployed in the districts during polling. 3) All voters should exercise their vote according to their conscience. 4) Control Rooms were created in the Secretariat and also at District Head Quarters to receive the complaints and also for the smooth conduct of Election. 5) Lawyers would be permitted to use Bar Council Identity Cards instead of EPIC Cards during Polling.
12.	13.04.2011	<ol style="list-style-type: none"> 1) Repolls to be held on 16.04.2011. 2) 24,591 voters exercised 49 "O" option. 3) Tentative poll percentage and a summary account of conduct of poll communicated. 4) Chief Electoral Officer thanked all the voters and Press & Media Agencies for their support to conduct peaceful election.

Press Releases, in addition to the above Press Meets, were also given on various occasions

3. Air Time on Doordarshan and All India Radio

A new initiative for State funding of recognized political parties through free use of the State owned Television and Radio was introduced in the year 1998. The scheme of equitable time sharing on electronic media through Prasar Bharati Corporation was also extended to the General Election to the State Legislative Assemblies of Assam, Kerala, Puducherry, Tamil Nadu and West Bengal, 2011.

The facilities of use of broadcast time and telecast time are made available only to National Parties and Recognised State Parties. A base time of 45 minutes were given to each National Party and Recognized State Party (recognized in the respective State) uniformly on the Regional Kendra of Doordarshan network and All India Radio network in the State. The additional time to be allotted to the parties was decided on the basis of the poll performance of the parties in the last Lok Sabha and Assembly election from the State. In a single session of broadcast, no party was allocated more than 15 minutes. The period of broadcast and telecast was between the last date of filing the nominations and ended two days before the date of poll in the State. Prasar Bharati Corporation in consultation with the Commission decided the actual date and time for broadcast and telecast.

The guidelines prescribed by the Commission for telecast and broadcast were strictly followed. The parties were required to submit transcripts and recording in advance. The parties could get this recorded at their own cost in studios, which met the technical standards prescribed by the Prasar Bharati Corporation or at the Doordarshan/ All India Radio Kendras. They could, in the alternative, have these recorded in the studios of Doordarshan and All India Radio by advance requests. Time Vouchers were available in the denomination of 1 to 5 minutes with one voucher having time allotment from 1 to 4 minutes and the parties were free to combine them suitably. The allotment of time to different political parties was given in the statement below:

Time available to National, State Parties on Regional Kendras/State Capital Kendras of All India Radio/ Doordarshan

Name of State	Name of National State Party	Total time allotted in minutes for		No. of Time Vouchers issued	
		Broadcast	Telecast	Broadcast	Telecast
Tamil Nadu	BSP	49	49	9 (5 minutes each) + 1 (4 minutes)	9 (5 minutes each) + 1 (4 minutes)
	BJP	56	56	11 (5 minutes each) + 1 (1 minute)	11 (5 minutes each) + 1 (1 minute)
	CPI	57	57	11 (5 minutes each) + 1 (2 minutes)	11 (5 minutes each) + 1 (2 minutes)
	CPI (M)	57	57	11 (5 minutes each) + 1 (2 minutes)	11 (5 minutes each) + 1 (2 minutes)
	INC	106	106	21 (5 minutes each) + 1 (1 minute)	21 (5 minutes each) + 1 (1 minute)
	NCP	45	45	9 (5 minutes each)	9 (5 minutes each)
	AIDMK	188	188	37 (5 minutes each) + 1 (3 minutes)	37 (5 minutes each) + 1 (3 minutes)
	DMK	178	178	35 (5 minutes each) + 1 (3 minutes)	35 (5 minutes each) + 1 (3 minutes)
	PMK	74	74	14 (5 minutes each)	14 (5 minutes each)
Total		810	810		

4. Certification of Advertisements

The Media Certification and Monitoring Committee formed under the Expenditure Guidelines were entrusted with the responsibility for pre-viewing, scrutinizing and certifying advertisements of political nature for telecast over Television channels and cable networks and broadcast on Radio, including private FM channels. Details of the certificates issued, following the instruction of the Election Commission of India

and cleared applications relating to the Political parties/Contesting Candidates during the model code of conduct, by the Media Certification and Monitoring Committee (MCMC) are annexed as **Annexure 15.1**.

5. Authority Letters

Rule 32 (c) and 53 (1) (b) of the Conduct of Election Rules, 1961, empowered the Election Commission of India to issue authority letters to media persons both for polling and counting, based on the recommendations of the State Director of Information and Public Relation.

Based on the recommendation of the State Director of Information and Public Relations, the Election commission of India was requested to issue 8,120 Authority letters (4,020 for Polling and 4,100 for counting centres) for the use of Press Reporters / Media persons (including private TV channels) for the General Elections to Tamil Nadu Legislative Assembly, 2011. Accordingly, the Election Commission of India has forwarded 8,120 Authority letters (4,020 for Polling and 4,100 for counting centers) to be issued to media persons for the General Elections to Tamil Nadu Legislative Assembly, 2011. Details of authority letters received, distributed to the Media persons through the Information and Public Relation Department and balance Authority letters returned to the Commission are as follows :-

	Received (Sl.No.)		Issued (Sl.No.)			Returned (Sl.No)			
	From	To	Total	From	To	Total	From	To	Total
Polling	36001-40020		4020	36001-39687		3687	39688-40020		333
Total			4020			3687			333
Counting	4001- 8000		4000	4001 - 7999		3999	8000		1
	16648-16747		100	6648-16722		75	16723-16742		20
				16743-16746		4	& 16747		1
Total			4100			4078			22

Chapter – XVI

COMMUNICATION PLAN

Establishing a proper communication set up is very crucial on the day of poll to ensure timely information on any trouble, and appropriate and quick troubleshooting.

The issues of concern on the day of poll are:

- Whether polling parties had arrived at the polling stations
- Whether polling agents had arrived, and how many
- Whether poll has commenced after mock poll
- Checking violations of Model Code of Conduct
- Handling Law & Order issues
- Redressal of Complaints
- Handling obstructions to poll process due to technical reasons
- Any other significant matter during the poll including statistical information like poll percentage
- Departure of polling parties after the poll.

To address the above issues, the Communication Plan would have to link the following channels in each district:

- Polling Stations
- Zonal Officers
- Police Stations
- Assistant Returning Officers / Returning Officers
- District Election Officers

Then the Election Commission of India and the office of the Chief Electoral Officer would also have to access the above locations during the process of elections.

To achieve this, a 3-tier Plan linking Polling Stations, Returning Officer & District Election Officer's Offices were set in place. All available modern tools of Communication were used:

- Mobile Phones
- Landline Phones
- Wireless
- Runner where connectivity is a problem

Accordingly, a communication plan was prepared linking all such numbers right from the polling station to the office of the Chief Electoral Officer. Following numbers were collected for communication plan:

- i) Mobile Phone number of Presiding Officers (SIM given by CEO)
- ii) Mobile Phone number of BLOs
- iii) Phone numbers of individuals staying near the polling station
- iv) Phone numbers of Zonal Officers
- v) Phone Numbers of Police Stations
- vi) Phone numbers of RO, ARO, DSP
- vii) Phone numbers of SP, DEO

Adequate care was taken on the following aspects also:

- Instructions were issued that precise questions and crisp answers on the communication network are must to avoid jamming of lines
- An assessment of shadow areas for mobile network was done, and for these regions alternative arrangements were made.
- Mobile and Telephone authorities were kept on alert to avoid any breakdowns especially in the landline service.

Provision of Sim Cards and SMS based Poll Monitoring System

As part of establishment of the Communication Plan during the General Elections to Tamil Nadu Legislative Assembly, 2011, the provision of SIM Cards was introduced in 54,316 Polling Stations in Tamil Nadu. 61,000 SIM cards were procured through BSNL of which 55,000 SIM Cards (under CUG) were allocated to Presiding Officers through 32 Districts Election Officers for SMS based Poll Monitoring System. To have better communication during Elections, SIM Cards were also provided to 32 District Election Officers, to Officers in-charge of Control Room of the O/o. the District Election Officers each, District Revenue Officers, 234 Returning Officers, 2 Principal Assistant Returning Officers in each of the 234 Assembly Constituencies, Assistant Expenditure Observers (for 234 Assembly Constituencies) and 4,715 SIM Cards for Zonal Officers. 4,852 additional SIM cards under Closed User Group (CUG) were provided to Central Para Military Forces in 32 Districts so as to facilitate CPMF Force to contact District Election Officers, Returning Officers etc. in case of any emergency.

The Provision of above SIM cards helped the election management in many ways. During the poll process on 13.4.2011, they served as a channel of

communication to every Polling Station in each of the 234 Assembly Constituencies in the State. They were used by the Presiding Officers to send pre-decided SMS messages at pre-fixed times. These messages logged on to the computer automatically, which generated information such as poll percentages, start of poll, etc. The list of messages sent is given below:

Formatted messages to be sent to 54367 for SMS based Poll Monitoring				
		Message Format	Sample SMS	Description
1	PV	A###P###PV	A103P4PV	Phone Validation
2	MA	MA	MA	Polling Materials Arrival
3	PP	PP	PP	Polling Parties Reached
4	PA	##PA	10PA	No. of Polling Agents
5	MO	Y/N MO	YMO	Micro observer
6	MC	MC	MC	Mock Poll Conducted
7	PS	PS	PS	Poll Started
8	PI	PI	PI	Poll Interrupted
9	PR	PR	PR	Poll Resumed
10	VC	###VC	606VC	Votes Cast
11	PQ	###PQ	15PQ	No. of persons in Queue at close
12	FCM	###FCM	498FCM	Final Male Votes Cast
13	FCF	###FCF	502FCF	Final Female Votes Cast
14	FC	###FC	1000FC	Final Vote Cast
15	PD	PD	PD	Poll Party Departed
Message 10. SMS to be given at the time intervals indicated below:				
		10.00 AM	12.00 Noon	2.00 PM
		4.00 PM	5.00 PM	Close of Poll

Further, these SIM cards also helped in oral communication amongst various authorities within the CUG. On 13.4.2011, 16 District Revenue Officers were deputed to the Control Room of C.E.O.'s Office to have first hand information on the status of polling. The DROs at the Control Room had an easy access to the Returning Officers as well as with all District Election Management Officers.

Thus, because of the supply of SIM cards and the SMS based system, the benefits which accrued were:

- i) Reports on polling parties reaching the polling stations, conduct of Mock Poll and starting of poll could be compiled for entire State and made available to Election Commission of India within one hour of commencement of poll immediately without delay.
- ii) On the day of poll, all complaints received could be quickly verified for correctness.
- iii) Immediate response to L & O issues was possible due to timely receipt of information.
- iv) Information on poll stoppage due to any reason, such as EVM replacement, received and remedial action taken.
- v) Timely receipt of statistical inputs, such as votes cast was received in time.

Thus the action taken in this State on the Communication Plan as per the directions of Election Commission of India was very helpful in proper and smooth conduct of the election.

Chapter - XVII

COMPLAINT CELL AND CONTROL ROOM

The election witnessed a massive participation by the public in ensuring that the elections are held in free and fair manner. They were pro-active in suggesting improvements and reporting abuse of the process, wherever witnessed. While many preferred to contact directly the CEO or the DEO over mobiles, systems were put in place both at the State and the district level to have a systematic registration and disposal of complaints.

a. Election Complaint Monitoring System (ECMS) and Call Centre

As in the case of election processes, the Election Commission of India wanted to upgrade the election related issues also technology driven. During the Lok Sabha Elections 2009, the Commission directed the establishment of proper system for monitoring the complaints pertaining to election matters including electoral rolls etc. Accordingly, a web based Elections Complaint Monitoring System (ECMS) was devised for which website address assigned was www.elections.tn.gov.in/ecms. User ID and password were created for each District Election Officer.

Continuing with the same system, a technological leap forward was done in 2011, by setting up an All India single toll free number 1965 for complaints. A call centre was set up in CEO's office, where all complaints originating from the State had to land. The complaints were entered on the web-site designed for the purpose, and then SMS messages were sent by the system to the concerned authorities, whose numbers had already been fed into the system. A separate web based software designed by Election Commission was used by the Officials of the Control Rooms in all Districts. They had entered the details of Complaints viz., Name, Mobile Number, Address, Gist of complaint, etc., in the software and SMS could be sent to the concerned Officer to take action and simultaneously an SMS could also be sent to the petitioner with Complaint number. Separate IDs were created for the Officers. Using those IDs they could access this software and enter action taken details. The ECI had monitored the entire process through this software.

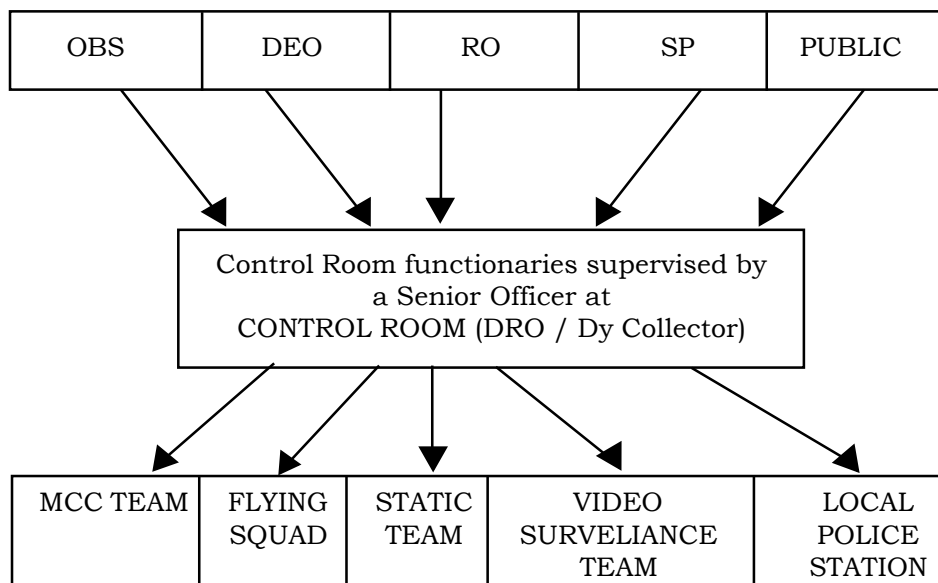
The recipient of the SMS, had to open the website, take details of the complaint, redress the same and update the website accordingly. On receipt of update information, the system would also send a SMS to the complainant on the action taken.

b. District Control Rooms

Control Rooms were set up at the State Level and the District Level, with one of their objectives being monitoring of complaints received, directly in the district, and also through 1965. They were provided with a Separate Software to register various complaints received from Public. Each control room had its own toll free number also, which was also publicized. The phone numbers of the districts are given in **Annexure 17.1**. The district-wise details of complaints received are given in **Annexure 17.2**.

The district control room acted as the nerve center of election process. Following guidelines had been given regarding the functioning of the Control Room:

1. Control room should have one senior officer in each shift who can take decisions on complaints received.
2. All complaints should land at the complaint center – and from there instructions should be given to flying squads and static squads



3. No direct instructions to flying squads by anyone including DEOs – as far as possible, should be routed through control room
4. Observers stationed at the control room headquarters may visit every day and check register.
5. Other observers may attend control room once in 2-3 days and also meet other observers and DEOs there in control room
6. DEOs should spend some time in Control Room every day.
7. All instructions should be pasted on control room notice board
8. Control room also to be provided with police wireless control room mike

Chapter - XVIII

ELECTION OBSERVERS AND MICRO OBSERVERS

Article 324 (6) of the Constitution of India and Section 20B of the Representation of the people Act, 1951 vest the powers with the Election Commission of India for appointment and deployment of adequate number of Observers to assist the Commission in discharging its Constitutional responsibilities for the Superintendence, direction and control of the process of General Elections to Parliament and Legislative Assemblies.

The Election Commission of India appoints senior officers of the Government from IAS, IPS, IRS and IC & CEs as General Observers, Police Observers and Expenditure Observers. Accordingly, 122 General Observers (One General Observer for two Assembly Constituencies) were deployed to monitor and supervise the General Elections to Tamil Nadu Legislative Assembly, 2011. The details of the same are given in **Annexure 18.1**.

For the first time Police Observers were also appointed at the rate of one per district. The details are given in **Annexure 18.2**.

In addition to that, 58 Expenditure Observers (One for 5 Assembly Constituency, with minimum one for a district) were appointed to monitor and scrutinize the Expenditure incurred by the contested candidate during General Elections to Tamil Nadu Legislative Assembly, 2011. Details are given in **Annexure 18.3**.

The Observers were provided with the following facilities:

- i) Accommodation along with catering facility in Government Guest House / Circuit House. An (A.C) vehicle with personal Security Officer, Driver and Secretarial Assistance.
- ii) Telephone and fax facilities at the Circuit House or Guest House.
- iii) SIM Card to those Observers having mobile phone or provision of a mobile phone to each of them till the completion of Election process. Computer with internet facility for Group of Observers for their use during their stay in the District was also provided.
- iv) Liaison Officer for each Assembly Constituency (in the cadre of Tahsildar) was appointed to assist the Observers.

The General Observers reached their respective constituencies positively by 25.03.2011, the day of scrutiny of nomination papers of the contesting candidates and remained in the constituencies till the poll was over. The Expenditure Observers arrived on or after 19.03.2011 and were present in the constituency along with the General Observers. During their presence both General and Expenditure Observers effectively monitored strict enforcement of model code of conduct by the contesting candidates as well as political parties and implementation of expenditure guidelines to ensure that there was no violation of model code and under estimation of Election expenditure the lists of General and Expenditure Observers are appended. The Police Observer monitored the steps being taken by the law and order machinery to have a free and fair poll.

Counting Observers

The Election Commission of India also appointed 234 Counting Observers (one Observer for each Assembly Constituency) to supervise the counting process and also declaration of results. The details are given in **Annexure 18.4**. These Observers ensured that the counting process was in conformity with the guidelines and instructions issued by the Commission. They satisfied themselves about the fairness of counting of votes and accuracy of compilation of results.

Micro Observers for Poll

The Election Commission of India vide its letters No.464/OBS/ Misc/2008/ PLN-I dated 27-5-2008 and No.464/INST/2008/EPS, dated 21-1-2009 has directed to deploy Micro Observers from the panel of Gazetted officers / officials of the Government of India from different offices in the districts during the elections. The Election Commission has prescribed detailed guidelines and a checklist in this regard. The District Election Officers prepared a list of polling stations under the supervision of General observers where these Micro Observers would be deployed. Such polling stations were short listed on the basis of various factors which contributed to the vulnerability of the voters. Such factors, for example, domination of one social group over other, inaccessibility of the area, EPIC non availability, previous history of violence, etc. were taken into consideration while doing the vulnerability mapping in the district as per the extant instructions of the Commission on this issue. It was ensured that every sensitive polling station had either CAPF or micro-observer or web-camera installed. Totally, 12,918 Micro Observers were deployed for the General Elections to Tamil Nadu Legislative Assembly, 2011. The details of micro-observers deployed are given in **Annexure 18.5**.

Since the officers appointed as Micro Observers were not aware of different aspects of election process, a basic training on election process on the day of poll had been imparted to them. The Observers trained the Micro Observers under their control. An illustrative training material exclusively prepared for Micro Observers in Microsoft Power point were distributed to the Micro Observers during the training session for their use.

On poll day these Micro Observers ensured the strict observance of Election Commission of India's instructions regarding mock poll procedures, conduct of polling agents, proper identification of electors, secrecy of voting, application of indelible ink, maintenance of Form 17-A etc. As per instructions, they kept the observers informed any violation in conduct of poll.

Micro Observers for counting

The Election Commission of India in its Letter No.464/INST/2009 EPS, dated: 18.03.2009 has stated that there would be one Government of India official on every counting table as Counting Micro Observer for counting purpose, for checking and ensuring the purity of counting process. The Micro Observers were trained by the District Election Officers / Observers on different aspects of the counting process, besides operation of EVMs and their functions. The Micro Observers' basic responsibility was to ensure that the results at each polling station were correctly tabulated.

The Commission in its instructions dated: 07.05.2009 has also pointed out that the Counting Observer may deploy an additional Micro Observer for each of the Counting Halls under the observer to undertake the random parallel checking of any two EVMs / tables in every round of counting and to report to the Observer, to get themselves satisfied about the fairness of counting of votes and accuracy of compilation of results. The deployment of Counting Micro Observers at the level of each counting table and for parallel checking of randomly selected two EVMs at the end of each round of counting has completed the whole process of conducting fair poll.

Chapter - XIX

THE POLL

Poll for the 14th General Elections to Tamil Nadu Legislative Assembly, 2011 was held on 13th April, 2011. The hours of poll were specified as 8.00 a.m. to 5.00 p.m. The entire set of activities being taken up since the announcement of polls were geared up to make arrangements for the poll, including training of the polling personnel, procurement of election materials including EVMs, setting up the polling stations for the conduct of the poll etc. Any irregularity in the conduct of poll can vitiate the election and, therefore, District Election Officers / Returning Officers had to ensure that the poll was conducted strictly in accordance with the law, the prescribed procedure and the instructions of the Election Commission.

Poll arrangements

Immediately after the list of contesting candidates was published, the District Election Officers / Returning Officers made the following arrangements towards the conduct of poll:

- i) Obtaining required no. of EVMs for use in Polling Stations, including reserve, and for training and subjecting them to Second Level Checking (Preparation) by technicians of BEL. The First Level Check (FLC) was already conducted even before the announcement of poll.
- ii) Printing of Postal Ballot papers, Ballot papers to be used on the ballot units of EVMs and the Ballot papers to be supplied at the Polling Stations for use as tendered ballot papers
- iii) Despatch of postal ballots to service voters and distribution of Postal Ballots to polling and police personnel.
- iv) Issuing formal appointment orders for the Presiding Officers and Polling Officers for each polling station of the constituency
- v) Requisitioning of vehicles required for the poll including the vehicles required for transporting polling personnel and polling materials
- vi) Checking up the deployment of police forces and their movement to synchronise with the movement of the polling parties
- vii) Reviewing requirement of polling materials, including statutory and non-statutory forms, etc., in the light of actual no. of contesting candidates and total number of polling stations and their procurement

- viii) Publicity about the location of polling stations
- ix) Preparation of Working copy and marked copy of electoral rolls.
- x) Distribution of polling materials to the polling parties
- xi) Arrangements for the return of the polling parties after the poll and the receipt of EVMs and other materials and election papers from them
- xii) Arrangements for the safe custody of EVMs and other election papers on completion of poll
- xiii) Arrangements for setting up counting centre(s)

Regulation of Plying of Vehicles

Election Commission of India has issued well defined guidelines for regulating operation of vehicles during the election period and particularly on the day of poll with a view to cordoning off the polling areas from vehicular traffic to prevent voters from being carried in the vehicles arranged by candidates and their supporters. The candidates were issued permits by the District Election Officers/ Returning Officers for the vehicles they / their agents used. The norms prescribed by the Commission in this regard were strictly adhered to.

Declaration of Poll Day as Public Holiday

The poll was scheduled for 13th of April 2011 by the Election Commission of India and the hours for the poll were from 8.00 a.m. till 5.00 p.m. The State Government declared a public holiday (G.O. (Ms.) No.282, Public (Elections-I) Department, dated 30.03.2011) in the State on the polling day under Section 25 of the Negotiable Instruments Act, 1881 (Central Act, XXVI of 1881) according to Commission's standing instructions. Extraordinary issue of the Tamil Nadu Government Gazette dated March 30, 2011 was published and a press release was also issued for information of the general public that the poll day was a public holiday.

Paid Holiday for Workers

Section 135-B of the Representation of the People Act, 1951 as amended by the Representation of the People (Amendment) Act, 1996 has mandated the poll day to be paid holiday. Accordingly, all the departments of the Government barring the Law Department and the Legislative Assembly Secretariat were requested to issue necessary instructions to allow a paid holiday on the poll day for their workers and for the employees of all categories in factories, industrial establishments and Public Sector Undertakings

under their administrative control based on the G.O. (Ms.) No.282, Public (Elections-I) Department, dated 30.03.2011. The Labour & Employment Department issued a press release requesting the employers of all factories, industrial and commercial establishments and shops in the State to grant a public holiday with wages.

Dry Day

Peaceful polling can't be ensured without closing liquor shops on the eve of poll. So, it is in practice according to Section 135-C of the Representation of the People Act, 1951 that all IMFL shops would be ordered to be closed for a period of 48 hours commencing from 5.00 P.M. following closure of campaign till the end of poll at 5.00 P.M. on the day after the next day. Accordingly the Election Commission of India gave instructions in its letter No.576/14/2011/EPS/285, dated 17th March, 2011 and the Government in their G.O.(D) No.50, Home, Prohibition and Excise (VI) Department dated 24.03.2011 issued orders to all concerned. But, subsequently the Election Commission of India accepted the proposal of increasing the period of ban on liquor sales from 48 hours to 55 hours and gave instructions in its letter No.464/TN-LA/2011, dated 2nd April 2011 based on which all liquor shops were ordered to be closed from 5.00 P.M. on 11.04.2011 upto midnight on 13.04.2011 and also on the counting day on 13.05.2011 in Government Letter (D) No. 54, Home, Prohibition and Excise (VI) Department, dated 05.04.2011. The CEOs of the Karnataka & Andhra Pradesh, were requested in letter No.4358/2011-2, dated 06.04.2011 of Chief Electoral Officer to issue orders for prohibition of sale of liquor in their border districts adjoining the borders of Tamil Nadu during the poll in the State.

Polling Parties

The polling parties, viz., Presiding Officer, Polling Officer, Zonal Officers, etc. for taking the poll at the polling stations were appointed by the District Election Officer, whose primary duty was to ensure that such appointments are made well in advance as per the instructions of the Election Commission of India and the appointment orders were served on each of the polling personnel so appointed. The District Election Officers obtained a complete data base of officers eligible for polling duties from respective authorities. From the above data base a list of required no. of polling personnel category wise had been generated randomly, with 120% of the requirement being selected through randomization. This was the first randomization of polling personnel. In the second randomization the polling personnel were allotted Assembly Constituencies, and were also formed into parties, without allotting the actual polling

stations. In the third randomization, which took place two days before the polls, these parties were actually allotted the polling stations. The results of the third randomization were kept in sealed covers by the observers and were issued to the polling parties one day before the poll during the third training. The District Election Officers and Returning Officers made suitable arrangements for the polling parties to reach the polling stations in difficult areas on the day after 3rd randomization preceding the date of poll. A reserve list of Presiding and Polling Officers for the constituency was also kept ready to deal with emergencies at any of the polling stations in the constituencies as well as for conducting re-poll, if required.

Polling Materials

Based on the assessments made well in advance polling materials were procured and according to Election Commission of India instructions, the District Election Officers / Returning Officers were instructed to see that all necessary polling materials, including the EVMs are supplied to each polling station. For this a standard list of polling materials was supplied to all the District Election Officers. The Presiding Officers were made primarily responsible for the 100% safety and security of the EVMs and warned that they would be answerable for any damage to the machine due to negligence of polling personnel.

Transport of Polling Materials

There were totally 5,303 Zones in 234 Assembly Constituencies and for each zone, based on the carefully drawn movement programme, the District Election Officers and the Returning Officers arranged for the transport of the polling materials, like Voting Machines, Zonal parties, etc. Similarly, after drawing up of the Zonal (sector) movement plan of polling parties / security forces, the Zonal Officers took possession and delivered the EVM and other election materials (statutory and non-statutory forms) to the Polling Stations in time on the Pre-poll day itself. Before polling materials were taken to polling stations all polling personnel had moved to their respective polling stations and received the EVMs along with other materials delivered by zonal parties. For this, the District Election Officers had mobilized sufficient vehicles and kept them at their disposal.

Accommodation and Food for Polling Parties

Due to deployment of polling personnel based on randomization, all of them have to work in the polling stations which are far off from their regular working /

native place. So accommodation for their stay on pre-poll day, food, drinking water facilities & toilet facilities for polling personnel especially for female polling personnel with due regard to their privacy, were to be ensured. The District Election Officers were duly instructed to arrange for these facilities through the local VAOs and the BLOs concerned.

Facilities to voters

Having realized the difficulties of the senior citizens and differently abled persons, the Commission had directed for a separate queue for them at the polling station to easily cast their votes. All polling stations were made disabled-friendly by providing ramps. The Election Commission of India has also directed that infirm voters and women voters with babies in arms should be given preference over other voters in queue. Since, poll was held in hot summer, the voters were allowed to stand in queue in sheltered area, like verandah before the polling station. Wherever necessary / possible, pandhals were arranged to be put up for the voters to wait in the queue even if it entailed some additional expenditure.

Alternate Documents prescribed by the Election Commission of India for identification of voters not having photos in the Rolls during the General Elections to Tamil Nadu Legislative Assembly, 2011

The Election Commission of India has directed that all electors who have been issued with their Elector's Photo Identity Cards (EPICs), shall have to produce the EPIC to exercise their franchise, when they come to the polling stations for voting at the General Elections to Tamil Nadu Legislative Assembly, 2011. They were also given voters slips which could be also used as identification document if the voters did not have their EPICs. For those electors whose photos were not available in the electoral rolls (applicable only to some polling booths of Chennai, Kancheepuram and Madurai), the voter slips would not have their photos. So for identification, they were asked to bring any of the following documents to prove their identity:

- i) Passport,
- ii) Driving License issued up to 28.02.2011.
- iii) Income Tax Identity (PAN) Cards,
- iv) Service Identity Cards issued with photographs to its employees by State/ Central Government, Public Sector Undertakings, Local Bodies or Public Limited Companies,

- v) Passbooks issued by Public Sector Banks/Post Office and Kisan Passbooks with photograph (Accounts opened upto 28.02.2011),
- vi) Pension Documents with photograph such as ex-servicemen's Pension Book/Pension Payment Order, ex-servicemen's Widow/Dependent Certificates, Old Age Pension Order, Widows Pension Order issued upto 28.02.2011.
- vii) Freedom fighter Identity Card with photo,
- viii) Property documents such as Pattas, Registered Deeds etc., with photograph.
- ix) SC/ST/OBC Certificates issued by competent authority with photograph (issued up to 28.02.2011),
- x) Arms Licenses with photograph,
- xi) Certificate of Physical Handicap with photograph issued by the competent authority issued upto 28.02.2011,
- xii) Job Cards under NREGA with photograph issued by the competent authority issued up to 28.02.2011,
- xiii) Health Insurance Scheme Smart Cards with photograph (Ministry of Labour's Scheme).

Arrangements at polling stations

The polling parties reached the assigned polling stations on the day previous to the day of poll and set up the polling station, strictly following the instructions of the Election Commission of India especially with regard to setting up of the voting compartment in such corner of the room that the voter is able to record his vote with complete secrecy. The Presiding Officers made necessary arrangements for setting up of the EVM, particularly the Control Unit, for conducting the mock poll for the satisfaction of the polling agents the next day an hour before commencement of regular poll.

Polling Agents

It was the direction of the Election Commission of India that Polling Agents (PA)/ Relief Agents (RA) must be registered electors of the same Polling Station area or in the alternative from the neighbouring Polling Stations falling in the same Constituency & such Agents must possess EPIC which should be prominently displayed on the person before he/ she approach the Presiding Officer with Form 10.

He/ she should also bring the Xerox copy of page of the latest electoral roll attested to that effect by the candidate/ the election agent, that proved his right as an elector. The Commission had prescribed an Entry Pass system to regulate the presence of Polling Agents in the Polling Station.

The polling agents had to reach their polling stations at least an hour before the time fixed for the commencement of poll. During this one hour's time, the Presiding Officers conducted the mock poll to the satisfaction of the polling agents.

Suitable seating arrangements were made for polling agents at the Polling Stations on the day of poll so that they had adequate opportunity to identify the electors, see the entire operation at the Presiding Officer's or the 3rd Polling Officer's table where the CU was kept, and also see the movement of the elector from the Presiding Officer's or the 3rd Polling Officer's table to the voting compartment and the elector's exit after he had recorded his vote on the BU kept inside the voting compartment. Seating arrangement at the polling stations for polling agents of candidates was made in the order of priority as follows;

- i) candidates of recognized National parties
- ii) candidates of recognized State parties
- iii) candidates of recognized State parties of other states who have been permitted to use their reserved symbols in the constituency
- iv) candidate of registered unrecognized parties, and
- v) independent candidates

Polling Agents were not allowed to either leave the polling station or have a replacement agent two hours before the end of the poll.

State Control Room

Communication is vital for any event management and for the biggest event namely, the General Elections to Tamil Nadu Legislative Assembly, 2011, it was imperative that a proper two-way communication is established and managed till the election process is completed.

Accordingly, a Control Room was formed in CEO's office and a team of sixteen Officers in the rank of District Revenue Officer were positioned in the Control Room, with each officer in charge of one-three districts. Sixteen systems with the broad band connectivity were provided for updation of data.

There were numerous reports/ data which were collected from the Districts, processed at CEO's office and then the information fed to Election Commission of India. Since Elections processes are time-bound, these reports were sent as and when required by the Election Commission of India. Press was also continuously informed on the poll situation.

The Control Room served a dual purpose, i.e., apart from collecting data from the districts, processing it and feeding the processed information to the Election Commission of India, the Control Room was also used by the public to give complaints before elections and on the poll day. Wide publicity was given through media about five dedicated telephone lines. Sufficient staff was positioned to work round the clock in the Control Room to look into the grievances of the public, political parties and the candidates. As many as 300 phone calls were received on the pre poll day and poll day alone for which swift remedial action was taken.

District Control Room

Similarly, district level control rooms were functional with additional strength in all districts, which acted as nerve centres for monitoring of poll in the entire district. Batches of zonal officers were put under specific officers in the control room, and regular update on the progress of poll was being taken by the control room.

Poll

The poll for the General Elections to Tamil Nadu Legislative Assembly was concluded smoothly and peacefully on 13th April, 2011. The polling percentage was above 78.29%, the highest recorded in the history of the State. The constituency wise poll percentage is given in **Annexure 19.1**. After completion of poll, a Poll Day Report was sent to the Election Commission of India.

Re-poll

Re-poll was ordered by the Election Commission of India for eight polling stations comprised in six Assembly Constituencies, viz. 67.Arani, 153.Neyveli, 170.Thiruvaidaimarudur, 200.Bodinaicaknur, 219.Sankarankovil and 234.Killiyur. The details of polling stations in which the repoll were held along with reasons:-

Sl. No.	Name of the District	No.& Name of the Assembly Constituency	Polling station No. and place	Details of the problem which caused disruption of poll
1.	Cuddalore	153.Neyveli	55 & 56 Sammutti-kuppam	In Polling Station No.55 & 56, Panchayat Union Middle School, Sammuttikuppam, after poll was over on 13.04.2011 unidentified miscreants caused damage to Control Units and Ballot Units of the EVM and hence the details of polled votes could not be assessed.
2.	Tiruvannamalai	67.Arani	164Arani	In Polling Station No.164, St. Joseph High School, Arani, as per 17-A register the total no. of votes polled is 903 whereas the control unit showed total votes polled as 458. Since, the technicians of BEL was not giving a categorical assurance for retrieval of data, repoll was ordered.
3.	Thanjavur	170.Thiruvidaimarudur	106 & 107 Valaiyavattam and Paruthikudi	The repoll in Thiruvidaimarudur was due to poll boycott by the voters due to wrong placement of polling stations.
4.	Theni	200.Bodi-naickanur	146 Sangarapuram	In Polling Station No.146, votes polled as per the EVM were 656 and votes as per 17 (A) were 684 and there was a difference of 28 votes.
5.	Tirunelveli	219.Sankarankovil	2AV Puliyampatti	In Polling station No.2AV located in Puliyampatti, the polling agents went nearby the polling compartment along with the voters. It was violation of secrecy of vote.
6.	Kanniyakumari	234.Killiyur	121Ananthamangalam	In Polling Station No.121, Govt. High School, Ananthamangalam, the votes polled as per the EVM were 701 and votes polled as per 17 (A) were 737 and there was a difference of 36 votes.

As per the direction of the Election Commission of India, the re-poll was conducted on 16.4.2011. The re-poll at all the places went on peacefully.

Chapter - XX

COUNTING OF VOTES AND DECLARATION OF RESULTS

Counting of votes was held on 13th May, 2011 (Friday) as per the schedule of the Election Commission of India. Great attention was paid not only on the actual counting of votes but also in maintenance of discipline inside the counting halls. Higher level of transparency in the counting process right from the beginning till the end had been insisted by Election Commission of India.

For all 234 Assembly Constituencies in Tamil Nadu, 234 counting centres were set up at 86 locations. These centres were located in Colleges and Higher Secondary Schools. The District Election Officers had selected suitable buildings in the Colleges / Higher Secondary Schools and sent proposals to the Election Commission of India through the Chief Electoral Officer. The approval of the Commission was obtained and communicated to the District Election Officers concerned. The list of counting centres is given in **Annexure 20.1**. Distinct number was assigned to each counting centre and within each centre each counting hall was also assigned distinct number.

In most of the counting centres, 14 tables were provided in addition to one for the Returning Officer. At certain places depending upon the availability of space / man power and depending upon the no. of polling stations either 10 or 11 or 12 or 13 tables were put. The details are given below:-

Abstract on No. of Counting Tables used during the General Elections to Tamil Nadu Legislative Assembly, 2011					
1	2	3	4	5	6
No. of ACs having 10 counting tables	No. of ACs having 11 counting tables	No. of ACs having 12 counting tables	No. of ACs having 13 counting tables	No. of ACs having 14 counting tables	Total
46	2	9	3	174	234

One Counting Supervisor and one Counting Assistant per table were appointed for counting of votes. Totally 3,975 Counting Assistants and 3,848 Counting Supervisors were deployed, adopting randomization procedure. Each counting official was assigned a unique serial / code number. Randomization was done either

manually or by using a computer and in both the cases the whole process was videographed.

The General Observer was to play a co-ordinating role in the counting process ensuring accurate compilation and tabulation of data and the declaration of result by the Returning Officer. According to the Election Commission of India instruction one Central Government employee was appointed as Micro Observer for every counting table for supervision. From among reserved pool of Micro Observers the Observer was permitted by the Commission to engage an additional Micro Observer for each of the counting halls to undertake the random parallel checking of any two EVMs per table in every round of the counting and to report to the observer. Totally, 3,728 Micro Observers were deployed under the above categories in respect of all 234 Assembly Constituencies.

Recording of counting process

For the first time the entire counting results were recorded at each table by a camera. Wherever space permitted, the results of the recording was also displayed on a monitor placed on the table. In addition, general videography of the counting process, right from the opening of strong rooms till the declaration of result was done.

Security Arrangements made for EVM Strong Rooms

After the closure of the poll on 13.4.2011, the polled EVMs and other materials of all the 234 Assembly Constituencies were brought to the respective counting centres with adequate armed security. The boxes containing the machines were arranged in the storage room horizontally by keeping the Control Unit over the Ballot unit for each polling station. The rooms were sealed with the seal of the Returning Officers. The candidates or their agents were also permitted to affix their seal in order to avoid any allegation by candidates and political parties later on. CAPF men were deployed in the inner perimeter of the counting centres inside which both the Strong Rooms as well as Counting Halls were located. The contesting candidates were permitted to post their agents round the clock to keep watch at the place where the polled EVMs were stored till the counting. A 24×7 recording of the entry points of the strong room was done using web cam and lap tops.

Security of Counting Centres

Three tier cordoning system was set up in all counting centres, with the outer perimeter being guarded by State Police, the Middle Perimeter being manned by the

TSP/ AR and the inner perimeter by CAPFs. The entire area within the outer perimeter, and 100 meters beyond from the gate was declared as pedestrian zone, with no vehicles being allowed.

Process of counting

The counting of votes in all the 234 Assembly Constituencies was taken up at 8.00 a.m. on Friday, the 13th May, 2011. The Observers of the ECI supervised the entire event.

Under Rule 54A of the Conduct of Elections Rules, 1961, the postal ballot papers should be counted first and, accordingly, counting of postal ballot papers was taken up at 8.00 a.m. and after a gap of 30 minutes, the counting of votes in the EVMs was commenced at all counting centres. The result button was pressed and the total votes polled in each machine and the votes secured by each candidate were noted in Form-17C. The Commission had directed all Observers to keep a close watch on the process of counting of votes and compilation of results. Before declaration of results the Returning Officer was to obtain an authorization from the Observers concerned. Every Observer completely satisfied himself about the fairness of counting of votes and complete accuracy of compilation of results in respect of each and every Assembly Constituency.

Further, following actions were taken based on Election Commission of India's directions during the counting of votes:-

- 1) The candidate or their Election Agent were restricted to the head table, i.e. table of Returning Officer. While, they could move around to meet their agents sitting outside the wire mesh, they were not allowed to go inside the wire mesh as it could disturb the counting process, more so in view of the fact that the result display from each EVM was being videotaped or recorded in CDs through cameras.
- 2) In case the counting centers in a district are spread over more than one location, randomization for allocation for counting personnel to various locations, was done two days before counting. However, actual allocation of AC (where more than one AC are being counted in one counting location) and counting table No. was done by senior most observer in that location in early morning of the day of counting through randomization.
- 3) Media persons were permitted to carry mobile phones only upto Media Centre in counting location. Mobile phone were not be carried or used outside the Media Centre.

- 4) Copies of round-wise result sheet were given by the Returning Officer to the candidates and their election agents as soon as result of that round is declared by the Returning Officer.
- 5) Certificate of Election in Form-22 were given to the elected candidate only in the presence of Observer. The entire event was videographed.

Control Room

As in the case of poll day, on the day of counting i.e., on 13.05.2011, the Control Room formed in the office of the Chief Electoral Officer played a vital role for establishing a proper communication system throughout the counting process from the commencement of counting till the declaration of the result in each Assembly Constituency. 17 DROs were diverted to work temporarily in the Control Room on 12.05.2011 and 13.05.2011 for collection of reports from the Districts on the counting day.

The team of officials posted in the Control Room promptly collected the statistics of round-wise counting and information of declaration of results. 8 e-mail IDs were created for getting the Form-20 details from the Counting Centres. Each e-mail id was mapped to 4 districts and they were requested to send the Form-20 details in the prescribed Excel (.XLS) format. 8 Programmers were deputed for receiving this e-mail from the counting centres. The Form-20 information sent from the counting centres were directly stored in the server by the programmers. A common sheet was designed in .XLS file to know the Winner, Runner details and Leading & Trailing information. Whenever the round wise information was received from the district and copied into the folder, the Common sheet would automatically get updated and displayed all the information for that particular Assembly Constituency. This was also hosted on the web-site to enable people to access the information. On completion of all the rounds at the counting centres, Form-20 pertaining to each Assembly Constituency was received through e-mail in the same channel and hosted in the Chief Electoral Officer's office website for public access.

This arrangement enabled the CEO's office to know the status and trends of results then and there during the day of counting.

I-Genesys

Since counting is the most sensitive part of the whole election process, the Election Commission of India had taken special efforts to implement a system of communication by which sending information immediately after the declaration of

results became possible. That is, the Election Commission of India put in place a web-based counting updation system called I-Genesys. Genesys software was given to each counting centre, by which the counting data was consolidated and transmitted to Election Commission of India and the results were there for everyone to see on the website, as and when a round of counting was completed.

For successful implementation of this communication system a training programme had been conducted at Election Commission of India, New Delhi, in which the Programme Manager of CMC Ltd. (SLA), got trained. Then the DEOs, ROs and the Election Programmers were trained on the usage of the software and the importance of filling the basic data of the candidates in Form AO1, AO2 & DO3. A mock run was conducted during the month of April, 2011 wherein dummy votes cast were entered in another field used for the mock purposes alone. (The original I-Genesys data was locked by then and could be accessed only on counting day).

The Election Commission had another VC review meeting on the preparedness for counting and to review the arrangements made at the Counting Centres.

On the day of counting, viz. 13.5.2011, while round-wise data were being entered at the Counting Centres, the trends/results were automatically calculated and displayed in the ECI's website <http://ecireresults.tn.gov.in> which pulled the data from the GENESYS server.

This Genesys greatly helped the Election Commission of India, the CEO's office, the media and the public at large to know the trends, leading, trailing data, etc., after every round and the Final results at the end.

Declaration of results

After the counting had been completed in all respects formal declaration of the results for all the 234 Assembly Constituencies were made from the afternoon on the day of counting, i.e. 13.5.2011. The process of the counting came to an end only after completing and signing of the Result Sheet in Form-20 appended to Conduct of Elections Rules, 1961, handing over the official Declaration of Results in Form-21C and Return of Election in Form-21E to the candidates and sending a copy each of the above forms to the CEO for onward transmission to the ECI. In respect of certain Assembly Constituencies the Declaration of Results was delayed till Election Commission of India gave approval following submission of reports by the Retuning Officers concerned to the Commission regarding the polled EVMs relating to certain polling stations kept apart for the reason of technical malfunction or the Close button

not being pressed or any other suspicion. Details of such cases are given in **Annexure 20.2**. The results of the election are given in **Annexure 20.3** (winners and losers) and **Annexure 20.4** (party-wise performance). The detailed analysis of the results are hosted on the website “**elections.tn.gov.in**”.

After declaration of the result, the Returning Officers handed over the Certificate of Election in Form-22 to the elected candidates of the constituencies. All the District Election Officers submitted a copy each of the Declaration of Results in Form-21C and Return of Election in Form-21E to the Chief Electoral Officer’s office on 14th May, 2011.

Totally, 2,270 candidates forfeited their deposits during these elections. The constituency-wise figure is given in **Annexure 20.5**. The Public (Establishment-I & Leg.) Department issued Notification for dissolving the Thirteenth Tamil Nadu Legislative Assembly on 14.5.2011. Based on the Declaration of Results in

Form-21C, the Due Constitution Notification under Section 73 of the Representation of the People Act, 1951 for the Fourteenth Tamil Nadu Legislative Assembly was published on 14th May, 2011, after obtaining the approval of the Election Commission of India.

A copy each of the Declaration of Results in Form-21C and Return of Election in Form-21E were handed over to Shri. R.K. Srivastava, Principal Secretary, Election Commission of India (camp at Chennai) on 17th May, 2011.

Chapter - XXI

USE OF TECHNOLOGY

This election saw an extensive use of technology for facilitating the conduct of free and fair elections. Technology was used both as a monitoring tool and as part of the election process itself.

a. Web Based Portal for DEOs

Any election involves generation of multifarious reports, based on collection of data from District Election Officers/ Returning Officers. Traditionally, this was being collected through phone/faxes, which was then typed out in CEO's office to generate reports. With arrival of e-mails, same reports were being collected through e-mails, decreasing the data entry needs in CEO's office. However, this election a web-based portal system was used for collection of data. The advantage herein was that the data was fed directly at the remote center and reports could be generated easily. As an advanced method of getting reports from the DEOs, the web based portal was more advantageous than reporting through E-mail. One ID and password had been given to each District Election Officer, through which they could access the website i.e., elections.tn.gov.in. One ID was also created for CEO. Necessary web pages were created by CEO's office for furnishing required reports. Each DEO was able to access their relevant cell in this format and could feed their data. This was the easiest way for consolidation and CEO's office could easily identify which district had not furnished relevant data.

The following reports were obtained through web based portal:

- Report on first level checking of EVMs
- Daily progress report for continuous revision of electoral roll Assembly Constituency wise
- 67 column Constituency-wise report on the poll preparation parameters
- Nomination, Scrutiny and Withdrawal

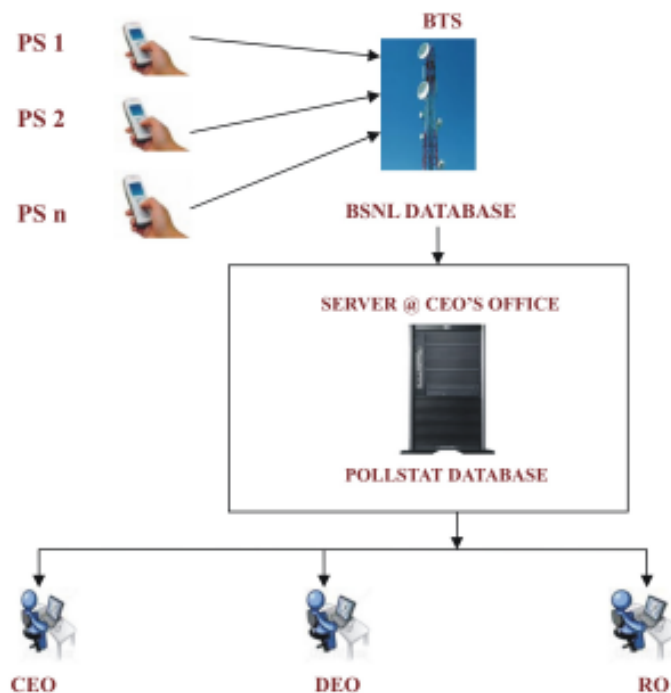
Apart from the reports, a webpage was designed to upload the contesting candidates details and scanned affidavits. The Returning Officers' offices could access this page and enter the details of contesting candidates and the corresponding scanned affidavits in JPEG formats. The details uploaded by the Returning Officers were stored in the server at CEO's office.

b. SMS Based Poll Monitoring System in all Assembly Constituencies

All Presiding Officers in the Polling Stations were provided with a BSNL CUG SIM Card for the purpose. Pre defined SMS had to be sent on Pre-Poll day and on the day of Elections. Adequate training was given to the Presiding Officers to send SMSs from the Polling Stations. A Mock run was also conducted to check the work flow mechanism. This was implemented during the General Elections to Tamil Nadu Legislative Assembly, 2011. Poll Percentage details were monitored at AC, District, State and National Levels in the web portal, created for this purpose.

WORKFLOW - SMS BASED POLL MONITORING SYSTEM

WORKFLOW – SMS BASED POLL MONITORING SYSTEM



Details of the SMS based system has already been given in Chapter 16 dealing with communications. A basic weakness was seen that some of the Presiding Officers are not used to SMSs and no often were unable to send messages correctly. A more intensive training may be required for such officers.

C. Web Casting

A small beginning in live recording of poll proceedings was made in the Lok Sabha Elections, 2009 in the districts of Madurai, Kanniyakumari, Sivaganga and Chennai. During the General Elections to Tamil Nadu Legislative Assembly, 2011 recording was done in over 15,000 Polling Stations using PCs and Web Cam or Laptops with built-in web cam.

The DEOs had to check on the availability and organize (i) No. of laptops that would be mobilized from Schools/ Colleges, (ii) No. of Polling Stations where broadband connectivity could be provided (iii) No. of Computer Science Teachers / Operators / Students of BCA/MCA/DCA/B.Tech (Electronics /IT etc.) who could be mobilized for operating the computers on poll day.

During the General Elections to Tamil Nadu Legislative Assembly, 2011 Laptop Operators and Systems Installers were drafted to serve as Operators and paid at the rate of Rs.700/- per Computer Operator and Rs. 2,500/- for system installer per polling station where live recording was carried out on Poll Day and Broadband connectivity was provided for about 9,779 Polling Stations. District Wise details are given in **Annexure 21.1.**

In the Polling Stations where broadband connectivity was not feasible for live transmission, the proceedings were recorded in the hard disk of the laptops in the Polling stations. This was copied in DVD and handed over to the reception centre for viewing by the Observer/District Election Officer/Returning Officers.

Stand-alone recording was done in 5,239 Polling Stations. District wise details are included in **Annexure 21.1.**

In the Chief Electoral Officer's office Control Room and in District Electoral Officer's Control Rooms, computers were hired for viewing the live-recording.

A 100 MBPS leased line in the Offices of the Chief Electoral Officer and 6 MBPS leased line connectivity in the Offices of the 14 DEOs and 4 MBPS leased line connectivity in the Offices of the 18 DEOs and broadband connectivity in the polling stations of the above districts were installed for processing the live feed of video and photos.

Chapter - XXII

EXPENDITURE ON ELECTIONS

Expenditure on elections is divided into two broad categories viz. i) Expenditure by the Government (Central/State/both) and ii) Expenditure by contesting candidate/ the political party. While expenditure by candidates has been dealt with in Chapter 13, this chapter deals with expenditure incurred by Government in conduct of elections.

Government of India and the State Government bear the expenditure on elections either individually or equally depending upon the election whether it is for Lok Sabha/ Legislative Assembly or simultaneous elections for both Lok Sabha and Legislative Assembly. The expenditure for Lok Sabha Elections is borne entirely by the Central Government. In the case of Assembly Elections, it is met out by the State Government and if it is simultaneous elections, the expenditure is shared equally by both Governments. Also common items like salary of regular staff and expenditure related to rolls/ EPIC is shared by the Central Government and the State Government equally. However, the State Government bears the entire expenditure for Law and Order maintenance during the entire period of election, either for Lok Sabha or for Legislative Assembly or for both simultaneously, in as much as the Constitution has stipulated “Public Order” as State subject.

Various elements of expenditure in conduct of elections are:

- i) Preparation of Electoral Rolls
- ii) Printing and distribution of EPICs
- iii) Implementation of SVEEP and Celebration of National Voters Day, Advertisement and Publicity
- iv) Expenditure Control Mechanism, including various Teams/Committees such as (a) Flying Squads (b) Video Surveillance Teams (c) Static Surveillance Teams (d) Video Viewing Teams (e) Accounting Teams (f) Media Certification and Monitoring Committee (g) Call Centre and Control Room h) Expenditure Observers i) Assistant Expenditure Observers
- v) Video-graphy of significant events/incidents; Videography/Web casting on the day of poll
- vi) Polling Personnel Training

- vii) Polling Personnel, including Zonal Officers, Polling Station officials, Counting Personnel, Ex-servicemen, retired Police Personnel and NSS volunteers
- viii) Honorarium to Regular Staff
- ix) Motor Vehicles-cost of POL, Batta for Drivers
- x) Supply of Election Materials, including ballot paper printing and distribution, and printing of forms & stationeries
- xi) EVM FLC and Preparation
- xii) Telephone charges (including expenditure on casual, temporary line and cellphones provided to Returning Officers / Observers and Officers in Public (Elections) Department.), communication infrastructure and network (such as leased lines and broadbands)
- xiii) Travel expenses
- xiv) Salaries and allowances of Special Staff for the conduct of General Elections
- xv) Minor Works / Charges for barricading and security arrangements made in the counting centres.
- xvi) Transport charges and hire charges for the vehicles requisitioned for election work.
- xvii) Arrangements at Polling Stations / Counting centres, including ramps
- xviii) Arrangements for Observers
- xix) Security, including for CAPF
- xx) Other contingent expenditure.

The total expenditure incurred as per bills raised so far for Legislative Assembly Elections in 2011 was Rs.138.54 Crores, excluding bandobust and security arrangements and the maintenance of law and order. The expenditure incurred by the Home Department on police bandobust, security, etc. was Rs.13.04 crores. Some additional expenditure is still to be booked after the bills for the same are presented by the DEOs. Details of expenditure incurred for critical functions/activities in the districts such as Expenditure monitoring, Polling personnel training, POL/Fuel charges, SVEEP activities, Procurement of election materials, etc. are furnished in the **Annexure 22.1**.

Chapter - XXIII

INNOVATIONS AND HIGHLIGHTS

The 2011 General Elections to Tamil Nadu Legislative Assembly held on 13.04.2011 is known for record turn out of 78.29% of registered electors, which beats the earlier recorded highest figure of 76.5% of the landmark 1967 elections. This was the outcome of commendable efforts by the Election Commission of India which include several innovative measures. Because of this, the entire election process in the State could be completed in free, fair, peaceful, transparent and participative manner with minimum violence which was recognized as rare achievement. Some of the new steps taken were:

1. Transmission of instructions to district and subordinate officers

During the conduct of General Elections to Tamil Nadu, a large number of instructions were continuously being received from the ECI. However, the apprehension in CEO's office was that if the same were to be transmitted downstream to district functionaries, chances were high that the same might not be read properly leading to their missing out on critical elements of the instructions. Hence, while communicating the instructions to district authorities, a summary of salient features along with signification action points were also communicated. This helped the concerned officials in absorbing the essence of the instructions and enabled an easy understanding of the detailed instructions. In case, the instructions had to go to level of polling station level officials, Tamil translation was also provided for the same. The instructions were also loaded on the website of CEO's office.

Further, extensive use of SMS was used for communication between the Chief Electoral Officer and DEOs. Any instructions of Election Commission of India regarding conduct of elections were sent through SMS to all District Election Officers then and there which went a long way in keeping the District Election machinery informed the latest election related messages and instructions everyday. Further, they were warned in advance about impending deadlines

Also, Video Conferencing was utilized extensively throughout the electoral process. Chief Electoral Officer could talk frequently to the District Election Officers and other officials through Video Conferencing to give instructions as well as to review progress in the preparatory works for conduct of elections.

2. Zonal Officers to play the role of Returning Officers

Traditionally, the Zonal Officers were only playing the role of carrying the election materials for the polling stations and monitoring the conduct of polls on the whole day. However, in this election the endeavour was to make the Zonal Officers play a role in their zones which was equivalent to that played by Returning Officers in their constituencies. In other words, the zonal officers were Returning Officers of the Zone. In this connection, the major roles they were supposed to play are-

- (a) The traditional role of carrying election materials to the polling station and bringing back the polled EVMs after the elections.
- (b) Preparation of security plan for the Zone including the route map, the vulnerability mapping of habitations, listing of bad elements in the area, identifying the good Samaritans, etc.
- (c) Getting the polling stations ready and sending proposals for change of polling stations, if necessary.
- (d) Conduct of Training for Polling Personnel.

3. Use of Central Paramilitary Forces for Expenditure Monitoring

In General Elections, taking into account general suspicion about the impartiality of State Police Force, extensive use of Central Armed Paramilitary Forces (CAPF) was made for expenditure monitoring. 50 Companies of CAPF were received much early, within a fortnight of announcement of elections, and these were deployed with the flying squads and static surveillance squads. The CAPF were also used to monitor the movement of important functionaries of the Ruling Party, including Ministers.

Because of the strict expenditure control adopted, these teams worked in general with strict vigilance and promptness, leading to a seizure of an unprecedented amount of Rs.58 crores. Because of this, the earlier phenomenon of distribution of money in public meetings after taking a pledge was not seen at all. The distribution, wherever it occurred, was in small amounts, stealthily in a cloak and dagger manner and which too was most of the times prevented. In many places the public turned away the persons coming for money distribution, showing that the message that getting money for vote is wrong had sunk in amongst the people.

4. Nodal Officers based Management of Elections

Till previous elections, there was no formal structure either in CEO's office or DEO's offices for conduct of elections. That is, everyone was looking at everything, with disproportionate pressure coming on the CEOs and the DEOs. However, during these elections, Nodal Officers were appointed both in the CEO's office and DEO's

Offices in critical areas, like training, EVM, MCC, Expenditure Control, Media, Communication, Counting, Police, etc. The respective Nodal Officers used to interact with each other for any clarification, reporting etc., which led to a systematic interaction between the CEO's office and the DEO's offices, during the conduct of elections.

5. Systematic Training Programme

During earlier elections, training used to be an omnibus one focusing only on the DEOs, ROs and Presiding Officers. However, this time Nodal Cell based training was given after identifying critical areas based on training need assessment. Under this the Nodal Officers were trained in their respective areas, with the objective that they become repositories of all rules, regulations, guidelines and information about that area. This training was in addition to the traditional direct training being given to DEOs, ROs and Polling Personnel. The entire training was centralized for the first time, given in partnership with Anna Institute of Management, with not more than 50 persons in each batch. The training involved hands on training in critical areas, in addition to traditional methods of presentations, lectures and films.

6. Web-based Monitoring

A Web based Monitoring System was put in place for this election, under which all reporting from the field was done through the Internet. Standard Formats for various data requirements were placed on the web, which had to be filled up by the district authorities. This ensured easy and accurate collection of data.

Screen shots of web based reporting for First Level Check and MCC reporting

The screenshot shows a web browser window displaying a reporting system. The page has a blue header with the title "WEB BASED REPORTING SYSTEM" and the text "Office of the Chief Electoral Officer, Government of Gujarat, Gandhinagar, Gandhinagar". Below the header, there is a subtitle "DAILY REPORT ON FIRST LEVEL CHECKING OF EVMs". The main content area contains a table with the following columns: "Name of the District", "No. of DEU Panchayats (DEU 3000 Model)", "Total No. of EVMs available in District", "No. of EVMs checked during the Day", "Total No. of EVMs checked upto the Day", "Balance to be Checked", "Total No. of ECU found", and "Total No. of BLP found". The "Name of the District" field is filled with "MADRAS". There are input fields for each of the other columns, and a "Save" button is located below the table.

Name of the District	No. of DEU Panchayats (DEU 3000 Model)	Total No. of EVMs available in District	No. of EVMs checked during the Day	Total No. of EVMs checked upto the Day	Balance to be Checked	Total No. of ECU found	Total No. of BLP found
MADRAS							

7. Examination Hall System for distribution of appointment orders to polling personnel

With the Commission's instructions to distribute appointment orders only on P minus 1 day (before poll day), 2009 Lok Sabha elections witnessed much delay in distribution of appointment orders through the traditional method of using loudspeakers to call each polling station person and distributing the orders. The whole process could be completed only by late afternoon, leading to much delay in dispatch of polling parties. To avoid such situation an examination hall system was evolved and adopted for Assembly Elections, 2011.

Under this system, the distribution of appointment orders was done in schools where the polling personnel had been assembling for training. In the school a separate class room was designated for each Zone. Even in the class rooms, the polling stations in the zone had their numbers pasted on the desks. Outside, in the common area, large charts were pasted, giving the correlation between the dummy polling station number of each person, which he had been given earlier, and the actual polling stations allocated to them, along with details of the allocated class room for that polling station. Accordingly each polling personnel would straightaway identify the class rooms he had to go by seeing the charts. Once they had gone to the class room, they occupied the allocated desk for their polling station. The Zonal Officer for the zone was available in the class room and he would distribute the appointment orders there itself, apart from imparting any last minute training. This method ensured that the entire distribution of appointment orders was completed in half an hour

8. Dynamic Monitoring of Election Process

The CEO personally monitored various stages for elections through a dynamic work chart in which each of the important stages were mentioned against the time line. As soon as some activity was to become due, immediate SMS were sent to the DEOs so that they didn't neglect the task and completed them in time. In the DEOs' debriefing done after the election, this SMS based dynamic monitoring was indicated by them as one of the most useful tools for conduct of elections.

9. Use of Rubber Stamps to fill up 17C during Counting

During counting, the results are to be entered in the Form 17C obtained from the polling stations. On each Counting Table, the Counting Supervisor is expected to write, in his own hand, the name of the candidates and the votes polled, on page 2 of Form 17C received from the polling stations. Pasting of pre-printed list of candidates is prohibited by the Commission so as to avoid chances of tampering later. Since

each round has to be written afresh on each Form 17C, this was expected to become very laborious and time consuming activity. To avoid this, the District Collectors were asked to prepare a rubber stamp listing out the candidates. The same was stamped on the 17C, making the job easy and quick.

10. Innovative Media Management and SVEEP Activities

Media was taken as partners during these elections. Frequent Press Conferences were conducted in which the desired messages were communicated to voters and to political parties. Some of the messages communicated were like the threat of countermanding the elections in case of malpractice, people being warned of being sent to jail for taking bribes, use of webcam to catch cases of impersonation, etc. Further, initiatives under SVEEP were undertaken at a low cost by developing partnership with various agencies including Government departments, television channels and FM radios. All of them came gratis to be partners in this task of spreading the message. Seeing that Tamil Nadu had stars with dedicated fan bases, which were fiercely loyal to the star, a large number of icons were used so that this varied large fan base could be targeted. Another major activity was forming partnerships with NGOs and Civil Society groups, especially for issues like ethical voting. In addition to general voting motivation campaign, a few focused activities targeting youth, urban population and ethical voting were also taken up. The actions under Expenditure Control and MCC also created awareness amongst the people on need of participation in elections. Voter survey to identify issues in voter turn out was also done which helped in targeted SVEEP.

11. Handling of Court Cases

This election witnessed maximum number of court cases against the Commission during the process of election itself. These cases were on a gamut of issues such as powers of Commission to transfer officers, powers of Commission to fix dates without consulting the State Government, quashing of expenditure guidelines, etc. These were handed in a pro-active manner with the Counsel of the Commission immediately filing rejoinders to the cases and getting judgments within one or two days. During the entire election process, 58 such cases were filed and the Commission generally won all such cases.

12. Distribution of Voter Slips

While distribution of voters' slips was done on Commission's direction, a three pronged approach was followed to ensure that the voters slip reach everyone in time. These were:

- (a) 10 days before the election, a time bound programme was drawn for distribution of voter's slip within a period of 7 days. Prior publicity was given in the areas, where the BLO would be distributing Voter's slip on any given day, so that the residents were available in their houses. This ensured that more than 90% of the slips were distributed.
- (b) On the Sunday before the election, the BLO was asked to be available at the polling station location itself for persons, who had missed out on their voter's slip, to collect the slip at the polling station location. Adequate publicity was given two days ahead for this.
- (c) Balance voter's slips, which could not be distributed, were kept at the facilitation desk at the polling station for distribution to such voters.

Because of the above arrangement there was no complaint regarding distribution of voter's slip and the measures were welcomed by one and all. . Public and the common man believed that Voter slip was an invitation from Election commission to come and cast the vote, and they responded enthusiastically.

13. Distribution of EPIC

A four-pronged strategy was followed for distribution of EPIC:-

- (a) All the Registered Voters, who could attend the NVD functions, were given EPICs during the National Voters Day held on 25th of January 2011.
- (b) For those who could not collect the EPIC on NVD, special campaign was conducted on 12.2.2011 at the village level, for distribution of the EPICs.
- (c) An additional Special Campaign was conducted at village level on 12th and 13th March, 2011 for distribution of all pending EPICs.
- (d) To address the problem of lost EPICs, a Special Campaign was conducted at the Firka level on 19th and 20th February, 2011 for issue of duplicate EPICs, in which applications were received from those who needed duplicate EPICs, and the same was issued to them within a fortnight.

14. Webcasting

Large scale web casting was taken up, perhaps the highest in the whole country in any single election. Totally 15,018 polling stations had web cameras and laptops installed. Out of this, 9,779 stations had web casting done with live relay of the polling being monitored at DEO's and CEO's office. The balance 5,239 polling stations

had only stand-alone recording done on the laptops, which were later monitored during scrutiny.

The web casting not only helped in closely monitoring the elections but also acted as a force multiplier by bringing the fear of the Commission amongst the potential trouble makers.

15. Strict Implementation of MCC

The MCC was implemented strictly in this state, with officials acting without fear or favour. This included, for the first time almost total implementation of the Tamil Nadu Open Places (Prevention of Disfigurement) Act, 1959. This earned the ECI unalloyed encomiums from Public with comments like “the election was as held in Western Countries – peaceful, without noise and banners”.

16. Uploading of Scanned Affidavits

Traditionally all affidavits were being scanned at the District Level and sent to the CEO’s office through e-mail and the same will be hosted by the Office of the CEO, at the state Level. This took long time to host the affidavits in the Website. During the General Elections to TNLA 2011, a web based software was newly developed for uploading the scanned Affidavits directly from the Assembly Constituency. All the affidavits of candidates were scanned on the day itself, and uploaded using this web based application from the Offices of the Returning Officers. The uploaded affidavits were hosted then and there in the website by the Office of the CEO.

17. Control Room with Toll free No.1965 facility

As a first time measure the control room of CEO’s office was provided with toll free contact number facility for easy access by the complaining electors. By this almost all the complaints were enquired and disposed through District Election Machinery within 24 hours.

Chapter - XXIV

FEEDBACK AND COMMENDATION

The conduct of General Elections to Tamil Nadu State Legislative Assembly, 2011 got the appreciation from several quarters across the State as one of the best General Elections during which time the entire election process in the State was completed in a free, fair, peaceful, transparent & participative manner. Greater participation with minimum violence was the highlight of the electoral process. Lot of foresight & advanced planning went into the exercise, which many organizations and individuals took cognizance of and the same has been recorded by way of appreciation/commendation letters addressed to the Chief Electoral Office, Tamil Nadu. Following are the few:-

FEDERATION OF INDIAN EX-SERVICEMEN ASSOCIATION

DATE: 15th April, 2011

Vanakkam, We, the Federation of Indian Ex-Servicemen Association (FIESA) take the privilege of congratulating you, expressing our heartfelt appreciations and lot many thanks for having done nicely, peacefully and excellent job of completing the election in five States and particularly in Tamil Nadu and Pondicherry. Well done.

MADURAI CONSUMER PROTECTION CENTRE, MADURAI

DATE: 18th April, 2011

After 64 years of Independence for the first time in the history of the general election in India, the assembly election of 2011 was conducted without any violence (and it) ran peacefully in the state of Tamil Nadu. The way of approach, implementing Acts and Rules strictly, immediate stubborn action, suspected officials both in police department, administrative side, transfers are the main reason for peaceful election of 2011. Above all public awareness to achieve goal is to be appreciated.

Action taken by the election commission without any partiality and strict action to maintain law and order in the State by entire police force was also highly appreciated. Because of this gallant and dedicated service, Madurai Consumer Protection Centre Congratulates and wishing to submit its sincere thanks to both Chief Electoral Officer, and Director General of Police, Tamilnadu.

Installation of mega banners, loud speaker nuisance, rally of political four wheelers creating traffic problem etc., all type of menace was completely controlled by both departments. So without fear public franchised their votes upto 80%. (State average) and there was no evidence regarding fraudulent practice in the state. So we can summarize that due to impartial attitude of your gallant service Democracy was really saved in Tamilnadu.

K.R. KUPPUDOSS, GINGEEDATE: 18th April, 2011

I appreciate the steps taken by the Chief Electoral Officer, Tamil Nadu to ensure calm and protected atmosphere for all voters to exercise their franchise freely and without fear by distributing Booth Slips through Government staff during the General Elections to the Tamil Nadu Legislative Assembly in April 2011 which increased the percentage of voting.

I express my heartfelt thanks to the Chief Electoral Officer, Tamil Nadu and Officials of Election Department.

K.R. PADMA KUMARI, ADVOCATE, NAGERCOILDATE: 18th April, 2011

I hope you are doing well by grace of Almighty God. Because for a month your marvelous working in election, make you physically tired but mentally you are very energetic from the beginning itself regarding this election your thinking is wise, clear and cogent. Congratulations for your magnificent performance in Tamil Nadu State Assembly Election. As a Chief Electoral Officer, you have done a wonderful job, which cannot be expressed in words.

First, I have to thank God for giving such a wonderful Chief Electoral Officer in Tamil Nadu. Your acts such as strictly abolishing the wall advertisement, Election Campaign between 7.00 a.m. to 10.00 p.m., Daily accounts regarding the candidate etc.

The innovation done by you Sir, in this election giving Booth Slips to the voters through Government staff without fail, closure of TASMACH, abolishing of giving money to the voters increased the polling.

Each and every action done by you regarding the election is excellent. One is your constant decision that if the election (polling) is not proceeded in a fair, just and reasonable, then the election will be declared as null and void or the election will be postponed.

Once again, I express my deep gratitude for conducting the Tamil Nadu State Legislative Assembly Election – 2011 in a peaceful, fabulous and successful manner by increasing the percentage of polling, i.e 78% and I humbly request you to create/increase awareness in this regard.

S. BOOMINATHAN, THIRUVIDAIMARUTHUR, THANJAVUR DISTRICTDATE: 23rd April, 2011

I thank the Chief Electoral Officer, Tamil Nadu for the effective action taken to prevent distribution of cash to voters during the General Elections to Tamil Nadu State Legislative Assembly on 13th April, 2011 by ensuring overall protection to the voters during poll process. I hope that the same security measure will continue, till counting votes on 13th May 2011.

RETIRED REVENUE OFFICIALS' ASSOCIATION, TIRUNELVELIDATE: 27th April, 2011

The General Elections to the Tamilnadu Legislative Assembly was conducted throughout the State in a fair and free manner, thanks to the extraordinary efforts taken by the Election Commission of India. The election machinery at the state level under your dynamic leadership did a great job in ensuring a peaceful and hassle-free poll on 13th April 2011.

You left no stone unturned in the strict implementation of the code of conduct and maintenance of law and order, and created awareness in the minds of the electorate, with the result that there was massive voter turn out and for the first time in the history of Tamilnadu, 78% of voting was recorded.

The special steps taken by you to curb money power, and muscle power paid rich dividends and earned the appreciation of the general public. As senior citizens and retired Revenue Officials, we join the vast majority of the citizens in conveying our deep sense of gratitude to you, and through you, to the Officers under your leadership for the effective, peaceful, and fair conduct of elections in Tamilnadu.

TAMILNADU SENIOR CITIZENS' VOTERS FORUM S.M. CHELLASWAMY, GENERAL SECRETARYDATE: 27th April, 2011

K.Nagasubramaniam, State Organiser and Spokes-person of Tamil Nadu Senior Citizens' Voters Forum has urged the Government of India to give more teeth to the Election Commission of India. In a press statement jointly issued by him and the State convener A.Raju, the Forum has expressed its appreciation and thanks for the unprecedented strict, earnest and undaunted operations and administration of the 'Commission' during this Tamil Nadu Assembly Poll.

S.MANISHANKAR, ADVOCATE, SANKARI, SALEMDATE: 28th April, 2011

You have conducted the Tamil Nadu Assembly Elections on 13.04.2011 in a free and fair manner. Less noise, less extravaganza and less disturbance to the public. Never before we have witnessed such a healthy situation in the poll battle! You and your subordinates deserve bouquets, carry on the Good Work!

You have proved that the Government officials can do wonderful things for the people.

S. KANNAN, SALEMDATE: 27th April, 2011

I express my heartfelt thanks to Chief Electoral Officer, Tamil Nadu for taking all measures to conduct the General Elections to Tamil Nadu State Legislative Assembly, 2011 in a fair and calm manner. The innovative steps taken by distributing

Booth Slips to all voters through Government staffs enabled the Public who lost their EPIC and even the illiterate to vote freely, which increased the vote percentage in Tamil Nadu. Therefore, the practice of distributing Booth-Slips to voters as an identity may be implemented in all the forthcoming elections in this State, as well as in the other states, which will help us to achieve 100 % voting.

I appreciate you in conducting the General Elections to Tamil Nadu State Legislative Assembly, 2011 in a free and fair manner.

VIVEKANANDA YOUTH ASSOCIATION

DATE: 4th May, 2011

I congratulate the Chief Electoral Officer, Tamil Nadu for the efficient and peaceful conduct of General Elections in Tamil Nadu. The effective steps taken by the CEO during elections helped in the development of country.

T. JAGADEESH, TIRUPUR

DATE: 15th May 2011

I congratulate the Chief Electoral Officer, Tamil Nadu for conducting the General Elections to Tamil Nadu State Legislative Assembly, 2011 in a peaceful, free and fair manner by strictly enforcing the Model Code of Conduct.

PRESIDENT, COSMOPOLITAN CLUB, CHENNAI

DATE: 20th May 2011

On behalf of the management of Cosmopolitan Club, I extend my whole-hearted congratulations for your painstaking effort towards conduct of Tamilnadu Assembly Elections in a free, fair and peaceful manner. In particular, your conscientious initiative that helped curb unlawful monetary transactions during Election time was laudable.

We, once again convey our best wishes for the free and fair Assembly Elections.

R.S.RAVEENDHREN, ADVOCATE, ASHOK NAGAR, CHENNAI

DATE: 23rd May, 2011

“A man must not be judged by the nature of his duties but in the manner in which he does them”

Swami Vivekananda

What prompted me to write this letter is the fact that the electoral process and system in India, in general, and in Tamil Nadu, in particular, is getting transformed into a matured and meaningful event due to the awareness created by the Election Commission of India and various bodies associated with it.

I appreciate you and all your support staff and systems for the efficient and peaceful conduct of the general elections in Tamil Nadu. The successful conduct of

the elections has demonstrated that in a robust democracy like us, elections can be conducted with discipline notwithstanding the political chaos, provided there is a will to do so. As an informed citizen, I am happy to note that the democratic instincts are alive among the citizenry.

Thanks to your sustained efforts, the democratic exercise has got back its due respect and thereby prevented the very exercise from becoming a mockery. You have certainly discharged your duties and responsibilities in a manner befitting the trust reposed in you by the democratic polity.

M. CHANDRAN, SALEM

DATE: 30th May, 2011

The General Elections to Tamil Nadu State Legislative Assembly were conducted in a free and fair manner, ensuring a calm and protected atmosphere till the counting of votes. The effective steps taken by the Chief Electoral Officer, Tamil Nadu helped in the conduct of Elections peacefully in Tamil Nadu. I thank Chief Electoral Officer, Tamil Nadu on behalf of the people of Tamil Nadu.

V.S. VENKATRAMAN, DISTRICT REVENUE OFFICER (Retd.)

DATE: 31st May, 2011

I had the great opportunity of serving as Revenue Divisional Officer, Villupuram in 1996-97, when you were the Head of the District Administration. During this tenure, under your able leadership, I learnt a lot, which stood in good stead in my future postings. After my retirement as District Revenue Officer, I am engaging myself in service to the society.

I may kindly be permitted to join the vast majority of citizens, who whole heartedly admire the outstanding work done by the Election Commission in general, and by you Sir, in particular to ensure a fair, free and peaceful conduct of the recent General Elections. Infact, the Election machinery stood as a solid rock, amidst the severing currents of growing lawlessness and decaying moral and political values, to uphold the avowed objectives of democracy. You had created awareness in the minds of the people regarding the need for standing up against the power and tyranny of wealth and violence. Meticulous planning and flawless execution of Election law had resulted in the historic and unprecedented Voters turnout of 78% on the day of poll.

As a humble citizen of the State, I would like to convey my deep sense of gratitude to you Sir, for having educated the average voter and for the efforts taken to eliminate corrupt practices. I am sure that the general public should extend similar support and cooperation to the commission in future also.

S.Ganesh Kumar, Ambattur, Chennai DATE: 15th April 2011

I wish to submit my hearty congratulations for conducting the ELECTIONS in a fair manner. This definitely should stand as an example to other countries for a perfect democracy. In a country which is completely ruined by politicians and corruption, we as a people of India are very much worried about the country's future. At this juncture, the way the election commission conducted the election gives us a ray of hope that some real good people will get elected and will govern us without bias and corruption. The more percentage of voter turn out is only because of the actions of the election commission.

I once again congratulate the election commission for the fair elections.

please continue your good job in the future also to protect our democracy

S.Venkatesh, Retd. Executive Vice President, Asia Motor Works Ltd.,

DATE: 14th April 2011

Kindly accept my humble **CONGRATULATIONS** for your Exemplary Conduct of the Tamil Nadu State Assembly Elections, 2011. My family & I were delighted to vote in this Election.

All the myriad arrangements for preparation of up-to-date Electoral Rolls, assistance to Voters, Security for peaceful voting and Smooth Conduct of the Voting Process were splendidly executed with Clockwork Precision.

The Tireless Efforts & Relentless Dedication of yourself & your entire Team has ensured unparalleled success of a huge Electoral Exercise covering over 46 million voters.

Today I again feel very proud to be an Indian.

Thank you & Best Wishes to you & your Entire Team !

Chapter - XXV

CONCLUSION

Though the announcement of the General Elections to Tamil Nadu Legislative Assembly 2011 was made on first March 2011, the preparatory works relating to the conduct of poll had started from the last quarter of 2010 itself with Special Summary Revision of Electoral Rolls 2011. The election machinery rose up to the occasion and committed itself to do election work without any omission, scrupulously following series of instructions of the Election Commission of India.

In the Office of the Chief Electoral Officer, the following Officers took an earnest effort along with the Chief Electoral Officer for ensuring successful conduct of General Elections to Tamil Nadu Legislative Assembly 2011:

Sl. No.	Name Tvl./Tmt.	Designation
1.	P. Amudha, I.A.S.,	Additional Chief Electoral Officer
2.	D. Raajendiran, I.A.S.,	Additional Chief Electoral Officer
3.	Pooja Kulkarni, I.A.S.,	Joint Chief Electoral Officer
4.	P.C. Santhanakrishnan	Joint Chief Electoral Officer
5.	K.S. Natarajan	Deputy Chief Electoral Officer

In addition to the above Supervisory Cadre Officers, Under Secretaries to Government, Officers on Special Duty, Section Officers, Assistant Section Officers, Assistants, Typists, Private Secretaries, Personal Clerks and Programmers/Assistant Programmers under Programme Manager of M/s. CMC Limited, put in sincere and hard work straining every nerve which culminated in the dream of peaceful, free and fair elections becoming a reality on 13th April 2011.

Similar support was seen in the districts, where the District Election Officers along with their subordinate staff rose to the occasion both in letter and spirit. Being the actual implementation arms of the Commission, without their committed participation, elections could not have been conducted in a free and fair manner.

The Police Department under the Director General of Police and Additional Director General of Police (Law and Order) also strained much for the success of the

event through their active cooperation with the election machinery right from the State level down to polling station level in all constituencies. The Police Department was able to create an atmosphere of peace and tranquility not only on the date of poll but also during the entire period of electoral process. Monitoring of law and order maintenance and elaborate security arrangements, since declaration of poll till counting, by the Police Department contributed much for incident free and smooth elections.

Various Central Government Departments like Postal Department, Chennai Telephones/Director of Tele-Communication in Tamil Nadu, the Railways, Airport Authority of India, BSNL, CMC, extended their fullest cooperation. Media, both print and electronic including All India Radio and Doordharsan also gave a balanced coverage of events by and large. TV spots and radio jingles were telecast/broadcast during prime time. Celebrities were also utilised to deliver simple and powerful messages for large scale participation in electoral process.

The other State Government Departments also contributed their mite in the election process, especially in the area of voter education. Some of these Departments are DIPR, School Education, Higher Education, Sports & Youth Affairs, Finance, Public, Health, Revenue, Home, etc.

The civil society was active partners in creating the right atmosphere for free, fair and ethical elections. Some of the groups associated were Forum for Electoral Integrity, Catalyst Trust, EXNORA, Transparency International (India – Tamil Nadu Chapter), Rajaji Centre for Public Affairs, 5th Pillar, Institute of Public Auditors, Election Watch, Nandini Voice, etc.

Above all, the Electors of Tamil Nadu showed an extraordinary interest in the election and cooperated with the electoral machinery as active partners, which did not have any comparison in the entire history of poll in the State.

This election also saw some major initiatives being taken, which were found to be effective both from the administrative angle and from the public good angle:

i. Preparation of clean and error-free electoral roll

Election Commission of India took a tough stand for publishing error free and clean Photo Electoral Rolls for ensuring their fidelity thereby for free and fair elections in April 2011. Senior level IAS Officers from State cadre were appointed as Roll Observers for close monitoring and assisting the District Election Officers to achieve the above goal.

ii. Close Control of Administrative Machinery by the ECI

With the transfers of District Collectors and Police Officers (including the DGP) by the ECI on 19/3/2011, the entire machinery of the State, which was earlier suspected to be partisan, became totally neutral. This feeling got reinforced periodically because of immediate action against DSPs, Inspectors (including transfers and suspensions), as and when willful violations were noted. Because of this, even the SIs and constables came to respect the majesty of ECI and were stern with violators.

iii. Unprecedented Expenditure Control Mechanism

This time a new initiative was the Expenditure Control Mechanism to tackle both the legal and illegal expenditure. It involved setting of flying squads, static surveillance and video surveillance for monitoring illegal money movement and distribution immediately on announcement of elections. Because of the control of ECI had acquired over the officials, these teams worked in general with strict vigilance and promptness, leading to a seizure of an unprecedented amount of over Rs.58 crores. Because of this, the earlier phenomenon of distribution of money in public meetings after taking a pledge was not seen at all. Many places the public turned away the persons coming for money distribution, showing that the message that getting money for vote is wrong had sunk in amongst the people.

iv. Strict Implementation of Model Code of Conduct

The MCC was implemented strictly in this state, with officials acting without fear or favour. This included, the implementation of the TN Open Places (Prevention of Disfigurement) Act, 1959. This earned the ECI unalloyed encomiums from Public.

v. SVEEP

SVEEP activities taken up for NVD celebrations continued into the election period with a few focused activities targeting youth, urban population and ethical voting. The actions under Expenditure Control and MCC also created awareness amongst the people on need of participation in elections. Voter survey to identify issues in voter turn out was also done which helped in targeted SVEEP. Few focused activities for targeting youth and urban was done through STAR celebrities. Partnership with NGOs and Civil society organization was made. A close relationship was maintained with Press, which became an ally and partner in SVEEP. Regular press briefings and press release were made on critical activities and key instructions to keep voters, political parties and candidates informed.

vi. Voter slip distribution

Voter slip was one of the most significant initiatives in this election. Public and common man believed that Voter slip was an invitation from Election commission to come and cast the vote. This also turned out to be one of the biggest SVEEP initiatives. This led to people coming and voting in elections.

vii. Web-casting of polling

Direct web-casting of polling was done from 9,779 polling stations. In addition, stand-alone recording was done in 5,239 polling stations. This not only helped in greater transparency, but also enabled closer monitoring of sensitive polling booths.

viii. Management of Elections

Following administrative measures also helped in smooth conduct of elections:

- a) Check list for guiding planning for various items of work
- b) Training –
 - a. Identifying critical areas – training needs assessment
 - b. Formation of Nodal cells
 - c. Advance scheduling of training
 - d. State level training of master trainers
 - e. Training materials – presentations and films
 - f. Hands on training in critical areas – EVMs
- c) Regular weekly review through video conference with DEOs
- d) Instructions received from ECI compiled, collated and interpreted for ease in understanding.
- e) Phone numbers of CEO and team going public helped flow of information from public and NGOs.

As a result, the election passed off peacefully without any major incident, with an increase in percentage from 70% in 2006 to over 78% in 2011.

Problems faced

However, some problem areas have been identified which need to be addressed in future elections. Some of these are:

i. Invocation of Rule 49 'O' of Conduct of Election Rules 1961

Rule 49 'O' of Conduct of Election Rules, 1961 provides for an option for not casting vote after the elector has gone inside the polling station and permitted for voting on confirmation of his identify. In such cases, the signatures of voters are to be obtained in 17A Register. There were practical difficulties in convincing the voters regarding the meaning and purpose of Section 49 'O'. Also in spite of extensive training, and extensive publicity over media, some Presiding Officers still failed to appreciate the importance of 49 'O' and tried to convince the voters to vote.

ii. Absence of compliance of instructions by the Presiding Officers

A small percentage of Presiding Officers failed to strictly follow the procedures on the day of poll, despite meticulously planned training imparted to them. Failure to press "close button" in the Control Unit after the poll is over, failure to fill up all the columns in the Presiding Officers' diary based on the 17A Registers, etc., are serious lapses, which led to the EVMs being kept aside during counting, only to be counted at the end. Similarly, some Presiding Officers failed to ensure that the entry on total votes polled in the 17C matches with that of the EVM reading. There were also problems in some officials using the right syntax in sending the messages under the SMS based poll monitoring system.

iii. Lengthy gap between poll and counting

After poll held on 13th April 2011 votes were counted, after a month on 13.05.2011. Till then Model Code of Conduct was in force. Despite some relaxations being given by the Commission, there were certain inconveniences in day to day administration.

iv. Inconvenience faced by women polling personnel

Deployment of polling personnel based on randomization led to personnel being posted away from home. All personnel, including women, had to necessarily stay at the polling station during the night before the poll. Many polling stations were either not safe or did not have adequate facilities like toilets for them to stay there.

To take care of the above problems, the Commission may permit the District Election Officers to identify polling booths with better amenities/public transport facilities/on the main roads and mark the same in the data base so that women polling officials may be allotted booths through a randomization process, within the identified booths.

While the conduct of these elections led to heaps of encomiums for the Commission, the momentum built during the elections need to be built on. The curse of voter bribing will have to be addressed during every election, with mischievous elements trying newer methods to defeat the ECI regulations. More effort needs to go into making the electoral roll pure and ensuring that the voter participation is maximum. If innovations are continued to be brought in, it is expected that future elections would indeed be much better than the 2011 election.

Appendix

Format 4B**Constituency-wise Information on Inclusions and Deletions****Name of State : Tamil Nadu**

Name of District	Assembly Constituency		Number of Electors in Previous Final Roll of SR2011			Total claims lodged in Form 6, after publication of final roll under SR2011 and upto 26.03.2011			Total Claims admitted			Total Objections Lodged in Forms after publication of final roll under SR2011		
	No	Name	Male	Female	Others	Male	Female	Others	Male	Female	Others	Male	Female	Others
1	2	3	4	5	5a	6	7	7a	8	9	9a	10	11	11a
THIRUVALLUR														
1	GUMMIDIPOONDI		105148	106489	9	2394	2104	3	2029	1787	3	22	16	0
2	PONNERI (SC)		98000	96803	25	4529	4367	3	3881	3730	3	20	21	0
3	TIRUTTANI		115738	116488	8	2339	2261	9	1779	1731	7	0	0	0
4	THIRUVALLUR		102189	101307	10	2489	2385	4	2222	2200	3	8	6	0
5	POONAMALLEE (SC)		111194	109539	25	4893	4321	2	4563	4049	1	1	1	0
6	AVADI		135635	130257	22	6586	5810	7	6146	5473	7	0	0	0
7	MADURAVOYAL		132161	125342	25	6910	6006	6	6369	5554	1	1	1	0
8	AMBATTUR		128695	122281	26	8018	7224	4	7319	6569	4	4	1	0
9	MADAVARAM		129034	125594	26	11497	10579	11	10864	10076	10	12	11	0
10	THIRUVOTTIYUR		105499	102665	30	7687	7280	14	6750	6480	9	1	0	0
	Total		1163293	1136765	206	57342	52337	63	51922	47649	48	69	57	0
CHENNAI														
11	DR.RADHAKRISHNAN NAGAR		92155	92927	25	6068	5606	8	5150	4858	8	2	1	0
12	PERAMBUR		110653	109993	8	6890	6299	3	6021	5624	3	7	7	0
13	KOLATHUR		99186	98710	27	5186	5001	1	5034	4971	1	5	2	0
14	VILLIVAKKAM		91269	91688	12	5590	5170	1	5225	5003	1	17	18	0
15	THIRU-VI-KA-NAGAR (SC)		84624	85901	3	5948	5642	5	5384	5265	5	1	1	0
16	EGMORE (SC)		79306	79631	8	3502	3008	1	3043	2738	1	0	1	0
17	ROYAPURAM		75413	75911	9	4208	3874	5	4144	3842	5	6	6	0
18	HARBOUR		75621	69531	31	4670	3288	2	4393	3208	2	9	6	0
19	CHEPAUK-THIRUVALLIKENI		89688	89815	7	4554	4207	1	4100	3979	1	174	177	0
20	THOUSAND LIGHTS		95640	96526	40	4006	3814	2	3957	3789	2	4	3	0
21	ANNA NAGAR		108343	108082	15	5372	5289	5	5300	5020	5	14	13	0
22	VIRUGAMPAKKAM		103167	100271	20	7625	6817	7	5950	5462	7	9	6	0
23	SAIDAPET		105518	105337	25	4763	4417	12	4131	3965	12	15	9	0
24	THIYAGARAYANAGAR		93403	92234	23	5706	5297	9	4737	4527	9	67	36	0
25	MYLAPORE		101326	104739	13	5322	5103	1	4736	4470	1	4	7	0
26	VELACHERY		108725	108275	26	6686	5634	19	5251	4908	19	9	8	0
	Total		1514037	1509571	292	86096	78466	82	76556	71629	82	343	301	0

Annexure 2.1

in Current Electoral Roll (GETNLA 2011) over Previous Roll

Total Objections admitted			Suo-motu deletions after publication of draft roll under SR2011			Total Deletions subsequent to publication of final roll under SR2011 (Col. No. 12+14, 13+15, 13a+15a)			Number of Deletions (since previous final roll) due to			Electors as per final roll used for General Election to the Tamil Nadu Legislative Assembly, 2011				Net change over previous final roll	% change over prev. final roll
Male	Female	Others	Male	Female	Others	Male	Female	Others	Expired	Shifted	Repeated	Male	Female	Others	Total	(+/-)	(+/-)
12	13	13a	14	15	15a	16	17	17a	18	19	20	21	22	22a	22b	23	24
22	16	0	14	10	0	36	26	0	38	12	12	107141	108250	12	215403	3757	1.78
5	8	0	2	0	0	7	8	0	7	6	2	101874	100525	28	202427	7599	3.90
0	0	0	6	3	0	6	3	0	0	4	5	117511	118216	15	235742	3508	1.51
7	6	0	48	13	0	55	19	0	0	18	56	104356	103488	13	207857	4351	2.14
1	1	0	0	0	0	1	1	0	0	2	0	115756	113587	26	229369	8611	3.90
0	0	0	0	1	0	0	1	0	0	1	0	141781	135729	29	277539	11625	4.37
1	1	0	5	4	0	6	5	0	2	6	3	138524	130891	26	269441	11913	4.63
4	1	0	1	3	0	5	4	0	0	7	2	136009	128846	30	264885	13883	5.53
12	11	0	2	1	0	14	12	0	4	20	2	139884	135658	36	275578	20924	8.22
1	0	0	8	4	0	9	4	0	0	12	1	112240	109141	39	221420	13226	6.35
53	44	0	86	39	0	139	83	0	51	88	83	1215076	1184331	254	2399661	99397	4.32
2	1	0	0	0	0	2	1	0	0	3	0	97303	97784	33	195120	10013	5.41
7	7	0	0	0	0	7	7	0	0	7	7	116667	115610	11	232288	11634	5.27
4	2	0	0	0	0	4	2	0	0	6	0	104216	103679	28	207923	10000	5.05
11	10	0	0	0	0	11	10	0	0	17	4	96483	96681	13	193177	10208	5.58
1	1	0	0	0	0	1	1	0	0	2	0	90007	91165	8	181180	10652	6.25
0	1	0	0	0	0	0	1	0	0	1	0	82349	82368	9	164726	5781	3.64
5	5	0	0	0	0	5	5	0	0	10	0	79552	79748	14	159314	7981	5.27
4	6	0	0	0	0	4	6	0	0	10	0	80010	72733	33	152776	7593	5.23
174	177	0	0	0	0	174	177	0	0	302	49	93614	93617	8	187239	7729	4.31
3	2	0	0	0	0	3	2	0	0	4	1	99594	100313	42	199949	7743	4.03
14	13	0	0	0	0	14	13	0	0	27	0	113629	113089	20	226738	10298	4.76
9	4	0	0	0	0	9	4	0	0	8	5	109108	105729	27	214864	11406	5.61
5	6	0	0	0	0	5	6	0	0	10	1	109644	109296	37	218977	8097	3.84
58	36	0	0	0	0	58	36	0	24	29	41	98082	96725	32	194839	9179	4.94
3	4	0	0	0	0	3	4	0	0	7	0	106059	109205	14	215278	9200	4.46
4	2	0	0	0	0	4	2	0	0	6	0	113972	113181	45	227198	10172	4.69
304	277	0	0	0	0	304	277	0	24	449	108	1590289	1580923	374	3171586	147686	4.88

Constituency-wise Information on Inclusions and Deletions**Name of State : Tamil Nadu**

Name of District	Assembly Constituency		Number of Electors in Previous Final Roll of SR2011			Total claims lodged in Form 6, after publication of final roll under SR2011 and upto 26.03.2011			Total Claims admitted			Total Objections Lodged in Forms after publication of final roll under SR2011		
	No	Name	Male	Female	Others	Male	Female	Others	Male	Female	Others	Male	Female	Others
1	2	3	4	5	5a	6	7	7a	8	9	9a	10	11	11a
KANCHEEPURAM														
27		SHOZHINGANALLUR	173834	166781	0	11583	10526	20	8810	8246	20	1	0	0
28		ALANDUR	116214	114266	0	6001	5661	3	5086	4797	3	62	28	0
29		SRIPERUMBUDUR (SC)	101831	102970	0	4027	3664	19	3227	2872	19	0	0	0
30		PALLAVARAM	134385	131318	0	7781	7185	27	6209	5729	27	0	0	0
31		TAMBARAM	120689	117606	0	9882	9470	35	8511	8130	35	15	12	0
32		CHENGALPATTU	121516	118980	0	6802	6589	53	6182	6029	53	1	1	0
33		THIRUPORUR	94657	91895	0	3532	3496	7	2785	2844	7	0	0	0
34		CHEYYUR (SC)	87317	84687	0	1701	1454	17	1048	901	17	21	12	0
35		MADURANTAKAM (SC)	89093	88657	0	1618	1558	13	1384	1318	13	3	0	0
36		UTHIRAMERUR	95372	96115	0	1827	1739	17	1405	1327	17	0	0	0
37		KANCHEEPURAM	114166	116872	0	4099	4027	17	3441	3423	17	0	0	0
		Total	1249074	1230147	0	58853	55369	228	48088	45616	228	103	53	0
VELLORE														
38		ARAKKONAM (SC)	88756	88736	0	2258	2555	0	1171	1098	0	10	6	0
39		SHOLINGUR	105732	104436	0	1298	1346	0	642	591	0	0	0	0
40		KATPADI	91344	93906	0	1980	1897	0	1688	1573	0	0	1	0
41		RANIPET	95745	96472	0	3127	3605	0	2914	2806	0	0	1	0
42		ARCOT	102459	104773	0	1305	1399	0	1238	1336	0	16	12	0
43		VELLORE	92396	93669	0	2521	2784	0	2384	2147	0	0	0	0
44		ANAIKATTU	91712	92886	0	1024	1039	0	962	920	0	0	0	0
45		KILVAITHINANKUPPAM (SC)	86432	86369	0	524	506	0	476	425	0	1	0	0
46		GUDIYATTAM (SC)	104076	104106	0	1020	1585	0	930	855	0	0	0	0
47		VANIYAMBADI	93486	92611	0	1054	1089	0	914	746	0	2	5	0
48		AMBUR	86932	87885	0	1245	1679	0	973	889	0	14	6	0
49		JOLARPET	95097	94363	0	950	712	0	913	701	0	26	19	0
50		TIRUPATTUR	90474	89241	0	1241	1450	0	926	819	0	1	2	0
		Total	1224641	1229453	0	19547	21646	0	16131	14906	0	70	52	0

Annexure 2.1 (contd.)

in Current Electoral Roll (GETNLA 2011) over Previous Roll

Total Objections admitted			Suo-motu deletions after publication of draft roll under SR2011			Total Deletions subsequent to publication of final roll under SR2011 (Col. No. 12+14, 13+15, 13a+15a)			Number of Deletions (since previous final roll) due to			Electors as per final roll used for General Election to the Tamil Nadu Legislative Assembly, 2011				Net change over previous final roll	% change over prev. final roll
Male	Female	Others	Male	Female	Others	Male	Female	Others	Expired	Shifted	Repeated	Male	Female	Others	Total	(+/-)	(+/-)
12	13	13a	14	15	15a	16	17	17a	18	19	20	21	22	22a	22b	23	24
1	0	0	88	6	0	89	6	0	1	94	0	182555	175021	20	357596	16981	4.99
62	28	0	216	214	0	278	242	0	5	430	85	121022	118821	3	239846	9366	4.06
0	0	0	320	187	0	320	187	0	0	507	0	104738	105655	19	210412	5611	2.74
0	0	0	62	8	0	62	8	0	0	70	0	140532	137039	27	277598	11895	4.48
15	12	0	53	1	0	68	13	0	7	54	20	129132	125723	35	254890	16595	6.96
1	1	0	248	155	0	249	156	0	2	403	0	127449	124853	53	252355	11859	4.93
0	0	0	92	96	0	92	96	0	0	188	0	97350	94643	7	192000	5448	2.92
21	12	0	51	22	0	72	34	0	6	73	27	88293	85554	17	173864	1860	1.08
3	0	0	2	4	0	5	4	0	3	6	0	90472	89971	13	180456	2706	1.52
0	0	0	24	14	0	24	14	0	0	38	0	96753	97428	17	194198	2711	1.42
0	0	0	68	60	0	68	60	0	0	128	0	117539	120235	17	237791	6753	2.92
103	53	0	1224	767	0	1327	820	0	24	1991	132	1295835	1274943	228	2571006	91785	3.70
2	2	0	0	0	0	2	2	0	3	0	1	89925	89832	0	179757	2265	1.28
0	0	0	1	2	0	1	2	0	3	0	0	106373	105025	0	211398	1230	0.59
0	1	0	29	1	0	29	2	0	28	0	3	93003	95477	0	188480	3230	1.74
0	1	0	74	56	0	74	57	0	94	0	37	98585	99221	0	197806	5589	2.91
16	12	0	44	54	0	60	66	0	106	0	20	103637	106043	0	209680	2448	1.18
0	0	0	2	5	0	2	5	0	6	0	1	94778	95811	0	190589	4524	2.43
0	0	0	0	0	0	0	0	0	0	0	0	92674	93806	0	186480	1882	1.02
1	0	0	8	0	0	9	0	0	5	0	4	86899	86794	0	173693	892	0.52
0	0	0	15	18	0	15	18	0	29	0	4	104991	104943	0	209934	1752	0.84
2	5	0	776	432	0	778	437	0	1156	0	59	93622	92920	0	186542	445	0.24
14	6	0	345	247	0	359	253	0	580	0	32	87546	88521	0	176067	1250	0.72
26	19	0	157	111	0	183	130	0	295	0	18	95827	94934	0	190761	1301	0.69
1	2	0	13	9	0	14	11	0	21	0	4	91386	90049	0	181435	1720	0.96
62	48	0	1464	935	0	1526	983	0	2326	0	183	1239246	1243376	0	2482622	28528	1.16

Constituency-wise Information on Inclusions and Deletions**Name of State : Tamil Nadu**

Name of District	Assembly Constituency		Number of Electors in Previous Final Roll of SR2011			Total claims lodged in Form 6, after publication of final roll under SR2011 and upto 26.03.2011			Total Claims admitted			Total Objections Lodged in Forms after publication of final roll under SR2011		
			Male	Female	Others	Male	Female	Others	Male	Female	Others	Male	Female	Others
1	2	3	4	5	5a	6	7	7a	8	9	9a	10	11	11a
KRISHNAGIRI														
51	UTHANGARAI (SC)		93501	89910	0	1997	1886	2	1763	1659	2	3	1	0
52	BARGUR		95826	92898	2	2149	1829	0	1913	1610	0	3	2	0
53	KRISHNAGIRI		96904	98071	11	2984	2549	3	2605	2313	3	5	1	0
54	VEPPANAHALLI		95094	89004	0	1062	711	1	709	557	1	0	0	0
55	HOSUR		116614	106615	1	4483	3724	1	3370	2882	1	11	5	0
56	THALLI		95460	87262	0	1121	895	0	923	720	0	0	0	0
Total			593399	563760	14	13796	11594	7	11283	9741	7	22	9	0
DHARMAPURI														
57	PALACODU		91321	86562	1	1987	1211	0	1232	877	0	0	0	0
58	PENNAGARAM		99127	93331	4	2357	1839	0	1655	1252	0	0	0	0
59	DHARMAPURI		108071	103869	7	3327	2912	0	1969	1929	0	0	1	0
60	PAPPIREDDIPPATTI		104780	100498	5	2287	1864	1	1729	1399	1	0	0	0
61	HARUR (SC)		95306	90196	4	2697	2227	0	1668	1465	0	1	0	0
Total			498605	474456	21	12655	10053	1	8253	6922	1	1	1	0
TIRUVANNAMALAI														
62	CHENGAM (SC)		105782	103549	0	2158	1716	0	1105	986	0	1	1	0
63	TIRUVANNAMALAI		102292	104920	0	5124	4135	0	2654	2444	0	22	15	0
64	KILPENNATHUR		101515	101892	0	1052	838	0	905	786	0	1	1	0
65	KALASAPAKKAM		89598	88163	0	1452	1156	0	945	882	0	1	2	0
66	POLUR		97009	96184	0	1657	1630	0	1201	1117	0	4	2	0
67	ARANI		104821	106580	0	2375	2886	0	2238	2205	0	4	2	0
68	CHEYYAR		104442	103820	0	1655	1735	0	1354	1398	0	7	3	0
69	VANDAVASI (SC)		100025	97227	0	1985	1859	0	788	864	0	1	0	0
Total			805484	802335	0	17458	15955	0	11190	10682	0	41	26	0

Annexure 2.1 (contd.)

in Current Electoral Roll (GETNLA 2011) over Previous Roll

Total Objections admitted			Suo-motu deletions after publication of draft roll under SR2011			Total Deletions subsequent to publication of final roll under SR2011 (Col. No. 12+14, 13+15, 13a+15a)			Number of Deletions (since previous final roll) due to			Electors as per final roll used for General Election to the Tamil Nadu Legislative Assembly, 2011				Net change over previous final roll	% change over prev. final roll
Male	Female	Others	Male	Female	Others	Male	Female	Others	Expired	Shifted	Repeated	Male	Female	Others	Total	(+/-)	(+/-)
12	13	13a	14	15	15a	16	17	17a	18	19	20	21	22	22a	22b	23	24
3	1	0	0	0	0	3	1	0	1	0	3	95261	91568	2	186831	3420	1.86
3	2	0	0	0	0	3	2	0	0	5	0	97736	94506	2	192244	3518	1.86
5	1	0	0	0	0	5	1	0	0	5	1	99504	100383	14	199901	4915	2.52
0	0	0	0	0	0	0	0	0	0	0	0	95803	89561	1	185365	1267	0.69
11	5	0	0	0	0	11	5	0	0	12	4	119973	109492	2	229467	6237	2.79
0	0	0	0	0	0	0	0	0	0	0	0	96383	87982	0	184365	1643	0.90
22	9	0	0	0	0	22	9	0	1	22	8	604660	573492	21	1178173	21000	1.81
0	0	0	0	0	0	0	0	0	0	0	0	92553	87439	1	179993	2109	1.19
0	0	0	0	0	0	0	0	0	0	0	0	100782	94583	4	195369	2907	1.51
0	1	0	0	0	0	0	1	0	1	0	0	110040	105797	7	215844	3897	1.84
0	0	0	0	0	0	0	0	0	0	0	0	106509	101897	6	208412	3129	1.52
1	0	0	0	0	0	1	0	0	1	0	0	96973	91661	4	188638	3132	1.69
1	1	0	0	0	0	1	1	0	2	0	0	506857	481377	22	988256	15174	1.56
1	1	0	0	0	0	1	1	0	2	0	0	106886	104534	0	211420	2089	1.00
11	5	0	0	0	0	11	5	0	2	2	12	104935	107359	0	212294	5082	2.45
0	1	0	0	0	0	0	1	0	0	1	0	102420	102677	0	205097	1690	0.83
1	2	0	0	0	0	1	2	0	0	1	2	90542	89043	0	179585	1824	1.03
4	2	0	0	0	0	4	2	0	0	6	1	98206	97299	0	195505	2312	1.20
4	2	0	0	0	0	4	2	0	0	5	0	107055	108783	0	215838	4437	2.10
3	3	0	0	0	0	3	3	0	3	3	0	105793	105215	0	211008	2746	1.32
1	0	0	0	0	0	1	0	0	0	0	1	100812	98091	0	198903	1651	0.84
25	16	0	0	0	0	25	16	0	7	18	16	816649	813001	0	1629650	21831	1.36

Constituency-wise Information on Inclusions and Deletions**Name of State : Tamil Nadu**

Name of District	Assembly Constituency		Number of Electors in Previous Final Roll of SR2011			Total claims lodged in Form 6, after publication of final roll under SR2011 and upto 26.03.2011			Total Claims admitted			Total Objections Lodged in Forms after publication of final roll under SR2011		
	No	Name	Male	Female	Others	Male	Female	Others	Male	Female	Others	Male	Female	Others
1	2	3	4	5	5a	6	7	7a	8	9	9a	10	11	11a
VILLUPURAM														
70		GINGEE	106184	104238	7	1807	1712	2	1466	1341	1	1	0	0
71		MAILAM	92630	89680	4	719	769	2	607	625	2	10	10	0
72		TINDIVANAM (SC)	92914	92513	5	1915	2000	1	1434	1550	1	6	6	0
73		VANUR (SC)	97945	96142	6	1227	1208	1	1044	966	0	19	30	0
74		VILLUPURAM	101997	102512	8	2683	2631	1	2438	2333	0	19	18	1
75		VIKRAVANDI	94019	90900	4	1117	958	0	957	763	0	7	9	0
76		TIRUKKOYILUR	99594	94805	15	1666	1483	0	1123	904	0	4	1	1
77		ULUNDURPETTAI	115235	110168	11	2136	1907	4	1898	1648	4	6	8	0
78		RISHIVANDIYAM	105471	98983	15	1676	1456	1	1228	1029	1	1	1	0
79		SANKARAPURAM	104706	100910	10	2132	2005	1	1634	1484	0	15	19	0
80		KALLAKURICHI (SC)	109553	105574	8	1507	1484	1	1110	944	1	0	1	0
		Total	1120248	1086425	93	18585	17613	14	14939	13587	10	88	103	2
SALEM														
81		GANGAVALLI (SC)	90212	90439	6	1578	1607	0	1231	1327	0	6	9	0
82		ATTUR (SC)	95549	97562	2	2157	1972	0	1927	1780	0	18	16	0
83		YERCAUD (ST)	103490	103042	3	2141	1927	0	1900	1661	0	7	6	0
84		OMALUR	116042	107365	14	2051	1743	0	1974	1698	0	2	0	0
85		METTUR	107583	100470	19	2841	2418	1	2497	2124	1	17	12	0
86		EDAPPADI	110316	103330	4	2328	1877	0	1823	1436	0	12	8	0
87		SANKARI	109343	102707	14	1885	1680	3	1765	1618	2	50	27	1
88		SALEM (WEST)	105640	102228	1	2605	2368	2	2361	2160	1	21	16	0
89		SALEM (NORTH)	104925	104874	6	5091	4874	13	4796	4670	12	14	14	0
90		SALEM (SOUTH)	104796	104949	7	5623	5291	13	5203	4971	12	32	17	0
91		VEERAPANDI	101181	97416	7	1849	1720	0	1526	1416	0	28	30	0
		Total	1149077	1114382	83	30149	27477	32	27003	24861	28	207	155	1

Annexure 2.1 (contd.)

in Current Electoral Roll (GETNLA 2011) over Previous Roll

Total Objections admitted			Suo-motu deletions after publication of draft roll under SR2011			Total Deletions subsequent to publication of final roll under SR2011 (Col. No. 12+14, 13+15, 13a+15a)			Number of Deletions (since previous final roll) due to			Electors as per final roll used for General Election to the Tamil Nadu Legislative Assembly, 2011				Net change over previous final roll	% change over prev. final roll
Male	Female	Others	Male	Female	Others	Male	Female	Others	Expired	Shifted	Repeated	Male	Female	Others	Total	(+/-)	(+/-)
12	13	13a	14	15	15a	16	17	17a	18	19	20	21	22	22a	22b	23	24
1	0	0	0	0	0	1	0	0	0	1	0	107649	105579	8	213236	2807	1.33
10	10	0	0	0	0	10	10	0	0	20	0	93227	90295	6	183528	1214	0.67
6	6	0	0	0	0	6	6	0	0	12	0	94342	94057	6	188405	2973	1.60
19	30	0	0	0	0	19	30	0	0	49	0	98970	97078	6	196054	1961	1.01
19	18	1	0	0	0	19	18	1	0	38	0	104416	104827	7	209250	4733	2.31
7	9	0	0	0	0	7	9	0	0	16	0	94969	91654	4	186627	1704	0.92
4	1	1	0	0	0	4	1	1	0	6	0	100713	95708	14	196435	2021	1.04
6	8	0	0	0	0	6	8	0	0	14	0	117127	111808	15	228950	3536	1.57
1	1	0	0	0	0	1	1	0	0	2	0	106698	100011	16	206725	2256	1.10
15	19	0	0	0	0	15	19	0	0	34	0	106325	102375	10	208710	3084	1.50
0	1	0	0	0	0	0	1	0	0	1	0	110663	106517	9	217189	2054	0.95
88	103	2	0	0	0	88	103	2	0	193	0	1135099	1099909	101	2235109	28343	1.28
5	7	0	0	0	0	5	7	0	8	4	0	91438	91759	6	183203	2546	1.41
12	12	0	0	0	0	12	12	0	1	20	3	97464	99330	2	196796	3683	1.91
5	4	0	67	38	1	72	42	1	90	18	7	105318	104661	2	209981	3446	1.67
2	0	0	2	1	0	4	1	0	0	4	1	118012	109062	14	227088	3667	1.64
15	12	0	30	29	0	45	41	0	9	76	1	110035	102553	20	212608	4536	2.18
1	1	0	0	0	0	1	1	0	0	2	0	112138	104765	4	216907	3257	1.52
27	15	1	555	302	0	582	317	1	868	31	1	110526	104008	15	214549	2485	1.17
17	13	0	3	1	0	20	14	0	11	23	0	107981	104374	2	212357	4488	2.16
12	14	0	1	2	0	13	16	0	3	21	5	109708	109528	18	219254	9449	4.50
31	16	0	0	0	0	31	16	0	4	28	15	109968	109904	19	219891	10139	4.83
26	27	0	0	0	0	26	27	0	0	28	25	102681	98805	7	201493	2889	1.45
153	121	1	658	373	1	811	494	2	994	255	58	1175269	1138749	109	2314127	50585	2.23

Constituency-wise Information on Inclusions and Deletions

Name of State : Tamil Nadu

Name of District	Assembly Constituency		Number of Electors in Previous Final Roll of SR2011			Total claims lodged in Form 6, after publication of final roll under SR2011 and upto 26.03.2011			Total Claims admitted			Total Objections Lodged in Forms after publication of final roll under SR2011		
			Male	Female	Others	Male	Female	Others	Male	Female	Others	Male	Female	Others
1	2	3	4	5	5a	6	7	7a	8	9	9a	10	11	11a
NAMAKKAL														
92	RASIPURAM (SC)		95905	95626	0	1915	1845	0	1571	1506	0	56	45	0
93	SENTHAMANGALAM (ST)		96944	97367	0	2232	1955	0	1744	1602	0	27	20	0
94	NAMAKKAL		100364	102396	0	2362	2290	0	1987	1956	0	13	6	0
95	PARAMATHI-VELUR		90889	92918	0	1542	1604	0	1376	1462	0	5	2	0
96	TIRUCHENGODU		89550	89478	4	2314	2236	0	1848	1863	0	106	98	0
97	KUMARAPALAYAM		91399	90472	0	2724	2702	0	2332	2374	0	112	99	0
	Total		565051	568257	4	13089	12632	0	10858	10763	0	319	270	0
ERODE														
98	ERODE (EAST)		83961	84358	7	4120	3920	0	3624	3434	0	20	15	0
99	ERODE (WEST)		94446	93426	19	3091	2957	1	2730	2519	1	21	16	0
100	MODAKKURICHI		92519	93517	1	1020	1056	0	921	855	0	3	4	0
103	PERUNDURAI		88380	86676	6	1690	1571	4	1613	1562	4	0	0	0
104	BHAVANI		98206	94955	4	1490	1563	0	1428	1494	0	4	5	0
105	ANTHIYUR		87829	84158	0	902	860	0	812	815	0	4	2	0
106	GOBICHETTIPALAYAM		103338	102192	4	1932	1892	0	1736	1733	0	9	12	0
107	BHAVANISAGAR (SC)		99675	96925	6	1530	1397	1	1527	1337	1	4	4	0
	Total		748354	736207	47	15775	15216	6	14391	13749	6	65	58	0
TIRUPPUR														
101	DHARAPURAM (SC)		101456	100600	0	1703	1682	0	1558	1491	0	9	8	0
102	KANGAYAM		96242	94767	1	1321	1403	2	1246	1314	2	3	2	0
112	AVANASHI (SC)		96015	93329	0	2220	2096	8	1735	1661	3	6	7	0
113	TIRUPPUR (NORTH)		108261	98395	3	6713	5645	6	5236	4404	5	0	0	0
114	TIRUPPUR (SOUTH)		83631	76253	2	6644	5815	5	4273	3750	2	4	2	0
115	PALLADAM		114853	108053	0	3793	3542	0	2962	2710	0	1	0	0
125	UDUMALPET		98234	97958	0	2381	2458	2	2066	2129	0	3	3	0
126	MADATHUKULAM		87596	85858	0	1734	1650	0	1430	1398	0	3	2	0
	Total		786288	755213	6	26509	24291	23	20506	18857	12	29	24	0

Annexure 2.1 (contd.)

in Current Electoral Roll (GETNLA 2011) over Previous Roll

Total Objections admitted			Suo-motu deletions after publication of draft roll under SR2011			Total Deletions subsequent to publication of final roll under SR2011 (Col. No. 12+14, 13+15, 13a+15a)			Number of Deletions (since previous final roll) due to			Electors as per final roll used for General Election to the Tamil Nadu Legislative Assembly, 2011				Net change over previous final roll	% change over prev. final roll
Male	Female	Others	Male	Female	Others	Male	Female	Others	Expired	Shifted	Repeated	Male	Female	Others	Total	(+/-)	(+/-)
12	13	13a	14	15	15a	16	17	17a	18	19	20	21	22	22a	22b	23	24
35	30	0	3	0	0	38	30	0	17	47	4	97438	97102	0	194540	3009	1.57
12	19	0	2	0	0	14	19	0	5	24	4	98674	98950	0	197624	3313	1.70
1	0	0	6	0	0	7	0	0	0	6	1	102344	104352	0	206696	3936	1.94
2	0	0	14	12	0	16	12	0	0	28	0	92249	94368	0	186617	2810	1.53
77	73	0	0	2	0	77	75	0	71	69	12	91321	91266	4	182591	3559	1.99
81	83	0	1	4	0	82	87	0	8	151	10	93649	92759	0	186408	4537	2.49
208	205	0	26	18	0	234	223	0	101	325	31	575675	578797	4	1154476	21164	1.87
17	14	0	0	0	0	17	14	0	0	29	2	87568	87778	7	175353	7027	4.17
10	13	0	0	0	0	10	13	0	0	23	0	97166	95932	20	193118	5227	2.78
1	3	0	0	0	0	1	3	0	0	4	0	93439	94369	1	187809	1772	0.95
0	0	0	0	0	0	0	0	0	0	0	0	89993	88238	10	178241	3179	1.82
4	4	0	0	0	0	4	4	0	0	6	2	99630	96445	4	196079	2914	1.51
4	2	0	0	0	0	4	2	0	0	4	2	88637	84971	0	173608	1621	0.94
9	12	0	0	0	0	9	12	0	0	10	11	105065	103913	4	208982	3448	1.68
3	2	0	0	0	0	3	2	0	1	3	1	101199	98260	7	199466	2860	1.45
48	50	0	0	0	0	48	50	0	1	79	18	762697	749906	53	1512656	28048	1.89
6	8	0	0	0	0	6	8	0	10	2	2	103008	102083	0	205091	3035	1.50
3	2	0	0	0	0	3	2	0	0	5	0	97485	96079	3	193567	2557	1.34
6	2	0	0	0	0	6	2	0	0	2	6	97744	94988	3	192735	3391	1.79
0	0	0	0	0	0	0	0	0	0	0	0	113497	102799	8	216304	9645	4.67
4	2	0	0	0	0	4	2	0	0	1	5	87900	80001	4	167905	8019	5.02
0	0	0	0	0	0	0	0	0	0	0	0	117815	110763	0	228578	5672	2.54
1	0	0	0	0	0	1	0	0	0	0	1	100299	100087	0	200386	4194	2.14
0	0	0	0	0	0	0	0	0	0	0	0	89026	87256	0	176282	2828	1.63
20	14	0	0	0	0	20	14	0	10	10	14	806774	774056	18	1580848	39341	2.55

Constituency-wise Information on Inclusions and Deletions**Name of State : Tamil Nadu**

Name of District	Assembly Constituency		Number of Electors in Previous Final Roll of SR2011			Total claims lodged in Form 6, after publication of final roll under SR2011 and upto 26.03.2011			Total Claims admitted			Total Objections Lodged in Forms after publication of final roll under SR2011		
	No	Name	Male	Female	Others	Male	Female	Others	Male	Female	Others	Male	Female	Others
1	2	3	4	5	5a	6	7	7a	8	9	9a	10	11	11a
THE NILGIRIS														
108		UDHAGAMANDALAM	83212	83749	0	2250	2232	0	2122	2118	0	2	0	0
109		GUDALUR (SC)	77977	77380	0	2032	2093	0	1915	1980	0	4	0	0
110		COONOOR	79307	81637	0	2008	2024	0	1901	1919	0	2	0	0
		Total	240496	242766	0	6290	6349	0	5938	6017	0	8	0	0
COIMBATORE														
111		METTUPPALAYAM	103499	102432	0	3336	3280	0	2923	2858	0	1	7	0
116		SULUR	104383	101742	0	3114	2955	0	2763	2604	0	3	0	0
117		KAVUNDAMPALAYAM	147113	142799	0	2754	2437	0	2482	2183	0	0	0	0
118		COIMBATORE (NORTH)	110556	106825	0	2510	2345	0	2264	2119	0	1	0	0
119		THONDAMUTHUR	104944	103043	0	2875	2665	0	2677	2491	0	1	0	0
120		COIMBATORE (SOUTH)	98937	97819	0	1801	1676	0	1760	1648	0	0	0	0
121		SINGANALLUR	113217	110728	0	3282	3181	0	3205	3116	0	0	0	0
122		KINATHUKADAVU	105964	105309	0	1948	1943	0	1624	1605	0	0	0	0
123		POLLACHI	86502	86891	0	2104	2117	0	1820	1804	0	0	0	0
124		VALPARAI (SC)	79216	80939	0	1195	1151	0	991	923	0	0	0	0
		Total	1054331	1038527	0	24919	23750	0	22509	21351	0	6	7	0
DINDIGUL														
127		PALANI	104047	102842	0	2498	2297	0	1965	1725	0	21	28	0
128		ODDANCHATRAM	96776	96261	0	2212	2245	0	1475	1415	0	4	6	0
129		ATHOOR	108126	110124	0	5192	4786	0	4118	4039	0	8	14	0
130		NILAKKOTTAI (SC)	88786	88329	0	2355	2217	0	2113	1938	0	11	14	0
131		NATHAM	102557	102077	0	2142	1769	0	1826	1395	0	6	16	0
132		DINDIGUL	93164	93990	2	3831	3745	0	2611	2518	0	72	29	0
133		VEDASANDUR	105267	104941	0	1902	1636	0	1134	930	0	4	3	0
		Total	698723	698564	2	20132	18695	0	15242	13960	0	126	110	0

Annexure 2.1 (contd.)

in Current Electoral Roll (GETNLA 2011) over Previous Roll

Total Objections admitted			Suo-motu deletions after publication of draft roll under SR2011			Total Deletions subsequent to publication of final roll under SR2011 (Col. No. 12+14, 13+15, 13a+15a)			Number of Deletions (since previous final roll) due to			Electors as per final roll used for General Election to the Tamil Nadu Legislative Assembly, 2011				Net change over previous final roll	% change over prev. final roll
Male	Female	Others	Male	Female	Others	Male	Female	Others	Expired	Shifted	Repeated	Male	Female	Others	Total	(+/-)	(+/-)
12	13	13a	14	15	15a	16	17	17a	18	19	20	21	22	22a	22b	23	24
2	0	0	0	0	0	2	0	0	0	2	0	85332	85867	0	171199	4238	2.54
4	0	0	0	0	0	4	0	0	1	3	0	79888	79360	0	159248	3891	2.50
2	0	0	0	0	0	2	0	0	1	1	0	81206	83556	0	164762	3818	2.37
8	0	0	0	0	0	8	0	0	2	6	0	246426	248783	0	495209	11947	2.47
1	7	0	0	0	0	1	7	0	4	4	0	106421	105283	0	211704	5773	2.80
3	0	0	0	0	0	3	0	0	1	2	0	107143	104346	0	211489	5364	2.60
0	0	0	0	0	0	0	0	0	0	0	0	149595	144982	0	294577	4665	1.61
1	0	0	0	0	0	1	0	0	1	0	0	112819	108944	0	221763	4382	2.02
1	0	0	0	0	0	1	0	0	1	0	0	107620	105534	0	213154	5167	2.48
0	0	0	0	0	0	0	0	0	0	0	0	100697	99467	0	200164	3408	1.73
0	0	0	0	0	0	0	0	0	0	0	0	116422	113844	0	230266	6321	2.82
0	0	0	0	0	0	0	0	0	0	0	0	107588	106914	0	214502	3229	1.53
0	0	0	0	0	0	0	0	0	0	0	0	88322	88695	0	177017	3624	2.09
0	0	0	0	0	0	0	0	0	0	0	0	80207	81862	0	162069	1914	1.20
6	7	0	0	0	0	6	7	0	7	6	0	1076834	1059871	0	2136705	43847	2.10
10	12	0	504	282	0	514	294	0	741	0	67	105498	104273	0	209771	2882	1.39
4	4	0	3	1	0	7	5	0	2	6	4	98244	97671	0	195915	2878	1.49
0	0	0	6	13	0	6	13	0	8	8	3	112238	114150	0	226388	8138	3.73
11	14	0	1	3	0	12	17	0	10	2	17	90887	90250	0	181137	4022	2.27
6	16	0	360	207	0	366	223	0	569	17	3	104017	103249	0	207266	2632	1.29
4	7	0	127	70	0	131	77	0	199	4	5	95644	96431	2	192077	4921	2.63
4	3	0	464	305	0	468	308	0	761	0	15	105933	105563	0	211496	1288	0.61
39	56	0	1465	881	0	1504	937	0	2290	37	114	712461	711587	2	1424050	26761	1.92

Constituency-wise Information on Inclusions and Deletions

Name of State : Tamil Nadu

Name of District	Assembly Constituency		Number of Electors in Previous Final Roll of SR2011			Total claims lodged in Form 6, after publication of final roll under SR2011 and upto 26.03.2011			Total Claims admitted			Total Objections Lodged in Forms after publication of final roll under SR2011		
			Male	Female	Others	Male	Female	Others	Male	Female	Others	Male	Female	Others
1	2	3	4	5	5a	6	7	7a	8	9	9a	10	11	11a
KARUR														
134	ARAVAKURICHI		82107	84419	0	2595	2208	0	2087	1858	0	4	3	0
135	KARUR		92859	97367	0	2174	2281	0	1963	2046	0	17	9	0
136	KRISHNARAYAPURAM (SC)		86090	86426	0	1199	1264	27	1096	1158	27	12	13	0
137	KULITHALAI		88722	89316	0	1292	1162	0	814	776	0	3	1	0
Total			349778	357528	0	7260	6915	27	5960	5838	27	36	26	0
TIRUCHIRAPPALLI														
138	MANAPPARAI		106562	106019	0	2731	2306	0	1942	1681	0	3	8	0
139	SRIRANGAM		108582	109049	1	2302	2206	9	1745	1620	9	74	66	0
140	TIRUCHIRAPPALLI (WEST)		98233	100713	4	3411	3396	0	3328	3333	0	29	26	0
141	TIRUCHIRAPPALLI (EAST)		96865	97832	11	3131	3169	11	3093	3098	11	35	30	0
142	THIRUVERUMBUR		103412	101589	6	2798	2572	17	2118	1985	17	23	27	0
143	LALGUDI		85300	87138	2	1513	1498	3	1169	1130	3	9	7	0
144	MANACHANALLUR		91713	92217	0	1152	1074	2	1060	937	2	2	4	0
145	MUSIRI		90643	90640	0	1933	1807	0	1819	1739	0	21	15	0
146	THURAIYUR (SC)		88316	89877	0	1456	1354	0	1396	1293	0	16	11	0
Total			869626	875074	24	20427	19382	42	17670	16816	42	212	194	0
PERAMBALUR														
147	PERAMBALUR (SC)		110489	114709	7	2104	1909	1	1700	1438	1	5	0	0
148	KUNNAM		103791	106412	7	1576	1174	0	1449	1037	0	2	3	0
Total			214280	221121	14	3680	3083	1	3149	2475	1	7	3	0
ARIYALUR														
149	ARIYALUR		106831	108638	0	1883	1490	0	1807	1405	0	2	4	0
150	JAYANKONDAM		107173	106852	0	935	811	0	908	787	0	3	2	0
Total			214004	215490	0	2818	2301	0	2715	2192	0	5	6	0

Annexure 2.1 (contd.)

in Current Electoral Roll (GETNLA 2011) over Previous Roll

Total Objections admitted			Suo-motu deletions after publication of draft roll under SR2011			Total Deletions subsequent to publication of final roll under SR2011 (Col. No. 12+14, 13+15, 13a+15a)			Number of Deletions (since previous final roll) due to			Electors as per final roll used for General Election to the Tamil Nadu Legislative Assembly, 2011				Net change over previous final roll	% change over prev. final roll
Male	Female	Others	Male	Female	Others	Male	Female	Others	Expired	Shifted	Repeated	Male	Female	Others	Total	(+/-)	(+/-)
12	13	13a	14	15	15a	16	17	17a	18	19	20	21	22	22a	22b	23	24
4	3	0	0	0	0	4	3	0	1	0	6	84190	86274	0	170464	3938	2.36
17	9	0	0	0	0	17	9	0	2	17	7	94805	99404	0	194209	3983	2.09
12	13	0	0	0	0	12	13	0	0	23	2	87174	87571	27	174772	2256	1.31
3	1	0	0	0	0	3	1	0	0	2	2	89533	90091	0	179624	1586	0.89
36	26	0	0	0	0	36	26	0	3	42	17	355702	363340	27	719069	11763	1.66
3	8	0	11	4	0	14	12	0	0	25	1	108490	107688	0	216178	3597	1.69
15	17	0	4	8	0	19	25	0	0	44	0	110308	110644	10	220962	3330	1.53
9	4	0	0	0	0	9	4	0	0	11	2	101552	104042	4	205598	6648	3.34
6	5	0	0	0	0	6	5	0	2	5	4	99952	100925	22	200899	6191	3.18
20	25	0	0	0	0	20	25	0	5	32	8	105510	103549	23	209082	4075	1.99
4	3	0	0	0	0	4	3	0	1	5	1	86465	88265	5	174735	2295	1.33
1	3	0	0	0	0	1	3	0	0	2	2	92772	93151	2	185925	1995	1.08
21	15	0	47	45	0	68	60	0	86	36	6	92394	92319	0	184713	3430	1.89
16	11	0	0	0	0	16	11	0	6	18	3	89696	91159	0	180855	2662	1.49
95	91	0	62	57	0	157	148	0	100	178	27	887139	891742	66	1778947	34223	1.96
1	0	0	0	0	0	1	0	0	0	0	1	112188	116147	8	228343	3138	1.39
2	2	0	0	0	0	2	2	0	0	4	0	105238	107447	7	212692	2482	1.18
3	2	0	0	0	0	3	2	0	0	4	1	217426	223594	15	441035	5620	1.29
2	4	0	0	0	0	2	4	0	0	6	0	108636	110039	0	218675	3206	1.49
0	0	0	0	0	0	0	0	0	0	0	0	108081	107639	0	215720	1695	0.79
2	4	0	0	0	0	2	4	0	0	6	0	216717	217678	0	434395	4901	1.14

Constituency-wise Information on Inclusions and Deletions

Name of State : Tamil Nadu

Name of District	Assembly Constituency		Number of Electors in Previous Final Roll of SR2011			Total claims lodged in Form 6, after publication of final roll under SR2011 and upto 26.03.2011			Total Claims admitted			Total Objections Lodged in Forms after publication of final roll under SR2011		
	No	Name	Male	Female	Others	Male	Female	Others	Male	Female	Others	Male	Female	Others
1	2	3	4	5	5a	6	7	7a	8	9	9a	10	11	11a
CUDDALORE														
151		TITTAKUDI (SC)	87542	86065	0	1352	1122	0	1177	952	0	8	4	0
152		VRIDDHACHALAM	98630	94490	0	1725	1660	5	1439	1297	5	15	7	0
153		NEYVELI	83277	78530	0	2503	2325	0	2209	2061	0	4	1	0
154		PANRUTI	95037	94331	0	2447	2547	0	2224	2317	0	21	17	0
155		CUDDALORE	88650	88716	0	3136	3321	0	2198	2317	0	20	24	0
156		KURINJIPADI	91543	86807	0	2239	2293	0	1845	1696	0	7	4	0
157		BHUVANAGIRI	104753	100511	0	1351	1345	0	1113	1097	0	3	4	0
158		CHIDAMBARAM	94192	92427	0	2582	2626	0	2389	2437	0	21	25	0
159		KATTUMANNARKOIL (SC)	93009	86624	0	1284	1408	0	1151	1216	0	9	7	0
		Total	836633	808501	0	18619	18647	5	15745	15390	5	108	93	0
NAGAPATTINAM														
160		SIRKAZHI (SC)	96450	94513	0	2380	2412	0	2336	2368	0	491	432	0
161		MAYILADUTHURAI	91938	89401	0	2104	1863	0	1960	1743	0	9	174	0
162		POOMPUHAR	105334	102515	0	2598	2516	0	2529	2458	0	161	650	0
163		NAGAPATTINAM	74150	75410	0	1727	1576	0	1632	1492	0	541	333	0
164		KILVELUR (SC)	70284	69843	0	1231	1063	0	1211	1045	0	697	555	0
165		VEDARANYAM	76698	77583	0	1029	835	0	1029	829	0	680	504	0
		Total	514854	509265	0	11069	10265	0	10697	9935	0	2579	2648	0
THIRUVARUR														
166		THIRUTHURAIPOONDI (SC)	95813	95472	0	1235	1227	0	1208	1184	0	3	2	0
167		MANNARGUDI	100478	99708	0	2568	2726	0	2488	2681	0	26	35	0
168		THIRUVARUR	101988	101741	4	3082	3025	0	2836	2780	0	4	10	0
169		NANNILAM	110872	105192	0	1436	1219	0	1411	1190	0	12	9	0
		Total	409151	402113	4	8321	8197	0	7943	7835	0	45	56	0

Annexure 2.1 (contd.)

in Current Electoral Roll (GETNLA 2011) over Previous Roll

Total Objections admitted			Suo-motu deletions after publication of draft roll under SR2011			Total Deletions subsequent to publication of final roll under SR2011 (Col. No. 12+14, 13+15, 13a+15a)			Number of Deletions (since previous final roll) due to			Electors as per final roll used for General Election to the Tamil Nadu Legislative Assembly, 2011				Net change over previous final roll	% change over prev. final roll
Male	Female	Others	Male	Female	Others	Male	Female	Others	Expired	Shifted	Repeated	Male	Female	Others	Total	(+/-)	(+/-)
12	13	13a	14	15	15a	16	17	17a	18	19	20	21	22	22a	22b	23	24
8	4	0	0	0	0	8	4	0	0	4	8	88711	87013	0	175724	2117	1.22
15	7	0	0	0	0	15	7	0	14	6	2	100054	95780	5	195839	2719	1.41
0	0	0	0	0	0	0	0	0	0	0	0	85486	80591	0	166077	4270	2.64
9	14	0	0	0	0	9	14	0	0	22	1	97252	96634	0	193886	4518	2.39
14	21	0	0	0	0	14	21	0	1	26	8	90834	91012	0	181846	4480	2.53
7	3	0	0	0	0	7	3	0	0	10	0	93381	88500	0	181881	3531	1.98
2	3	0	0	0	0	2	3	0	0	3	2	105864	101605	0	207469	2205	1.07
21	25	0	0	0	0	21	25	0	8	37	1	96560	94839	0	191399	4780	2.56
2	2	0	0	0	0	2	2	0	0	4	0	94158	87838	0	181996	2363	1.32
78	79	0	0	0	0	78	79	0	23	112	22	852300	823812	5	1676117	30983	1.88
491	432	0	0	0	0	491	432	0	871	46	6	98295	96449	0	194744	3781	1.98
9	174	0	0	0	0	9	174	0	169	14	0	93889	90970	0	184859	3520	1.94
161	650	0	0	0	0	161	650	0	804	7	0	107702	104323	0	212025	4176	2.01
541	333	0	0	0	0	541	333	0	833	35	6	75241	76569	0	151810	2250	1.50
697	555	0	0	0	0	697	555	0	1097	136	19	70798	70333	0	141131	1004	0.72
680	504	0	0	0	0	680	504	0	1182	1	1	77047	77908	0	154955	674	0.44
2579	2648	0	0	0	0	2579	2648	0	4956	239	32	522972	516552	0	1039524	15405	1.50
3	2	0	0	0	0	3	2	0	1	4	0	97018	96654	0	193672	2387	1.25
9	11	0	0	0	0	9	11	0	2	15	3	102957	102378	0	205335	5149	2.57
2	10	0	0	0	0	2	10	0	2	6	4	104822	104511	4	209337	5604	2.75
1	0	0	0	0	0	1	0	0	0	0	1	112282	106382	0	218664	2600	1.20
15	23	0	0	0	0	15	23	0	5	25	8	417079	409925	4	827008	15740	1.94

Constituency-wise Information on Inclusions and Deletions**Name of State : Tamil Nadu**

Name of District	Assembly Constituency		Number of Electors in Previous Final Roll of SR2011			Total claims lodged in Form 6, after publication of final roll under SR2011 and upto 26.03.2011			Total Claims admitted			Total Objections Lodged in Forms after publication of final roll under SR2011		
	No	Name	Male	Female	Others	Male	Female	Others	Male	Female	Others	Male	Female	Others
1	2	3	4	5	5a	6	7	7a	8	9	9a	10	11	11a
THANJAVUR														
170	THIRUVIDAIMARUDUR (SC)		98744	94602	0	1994	1831	0	1758	1513	0	18	19	0
171	KUMBAKONAM		97512	96794	0	3852	3523	0	3070	2889	0	6	6	0
172	PAPANASAM		97774	97504	0	1709	1484	0	1493	1280	0	4	3	0
173	THIRUVAIYARU		102097	101745	0	2113	1982	0	1702	1552	0	2	2	0
174	THANJAVUR		95127	98013	0	4687	4748	0	4300	4336	0	3	6	0
175	ORATHANADU		95016	94891	0	1889	1950	0	1551	1532	0	17	23	0
176	PATTUKKOTTAI		87867	94324	0	3407	3249	0	2827	2617	0	24	22	0
177	PERAVURANI		84018	85402	0	2453	2213	0	2064	1792	0	2	2	0
Total			758155	763275	0	22104	20980	0	18765	17511	0	76	83	0
PUDUKKOTTAI														
178	GANDHARVAKOTTAI (SC)		76342	72283	0	2214	1888	0	2147	1840	0	3	3	0
179	VIRALIMALAI		79612	78041	0	1531	1330	0	1475	1256	0	2	2	0
180	PUDUKKOTTAI		85062	85207	0	3672	3577	5	3577	3499	5	4	4	0
181	THIRUMAYAM		81636	86786	0	2187	1646	0	1986	1482	0	3	2	0
182	ALANGUDI		82529	82634	0	1804	1730	0	1775	1699	0	1	0	0
183	ARANTHANGI		82672	84082	0	2374	1892	0	2120	1657	0	3	3	0
Total			487853	489033	0	13782	12063	5	13080	11433	5	16	14	0
SIVAGANGA														
184	KARAIKUDI		108216	110726	0	5071	4210	0	4240	3534	0	5	3	0
185	TIRUPPATTUR		105909	109228	0	2054	1570	0	1846	1355	0	14	18	0
186	SIVAGANGA		102972	105212	0	4019	3077	0	2897	2113	0	6	5	0
187	MANAMADURAI (SC)		103269	103270	0	2542	2229	0	1944	1755	0	0	3	0
Total			420366	428436	0	13686	11086	0	10927	8757	0	25	29	0
MADURAI														
188	MELUR		94953	96301	0	4432	3897	0	3788	3370	0	1	0	0
189	MADURAI EAST		112594	112717	0	4584	4531	0	3820	3778	0	5	3	0
190	SHOLAVANDAN (SC)		86367	86019	0	1533	1505	0	1306	1302	0	18	9	0
191	MADURAI NORTH		93842	94860	0	3854	3861	0	3407	3419	0	0	0	0

Annexure 2.1 (contd.)

in Current Electoral Roll (GETNLA 2011) over Previous Roll

Total Objections admitted			Suo-motu deletions after publication of draft roll under SR2011			Total Deletions subsequent to publication of final roll under SR2011 (Col. No. 12+14, 13+15, 13a+15a)			Number of Deletions (since previous final roll) due to			Electors as per final roll used for General Election to the Tamil Nadu Legislative Assembly, 2011				Net change over previous final roll	% change over prev. final roll
Male	Female	Others	Male	Female	Others	Male	Female	Others	Expired	Shifted	Repeated	Male	Female	Others	Total	(+/-)	(+/-)
12	13	13a	14	15	15a	16	17	17a	18	19	20	21	22	22a	22b	23	24
15	16	0	0	0	0	15	16	0	14	14	3	100487	96099	0	196586	3240	1.68
0	0	0	0	0	0	0	0	0	0	0	0	100582	99683	0	200265	5959	3.07
0	0	0	0	0	0	0	0	0	0	0	0	99267	98784	0	198051	2773	1.42
2	2	0	0	0	0	2	2	0	0	2	2	103797	103295	0	207092	3250	1.59
3	3	0	0	0	0	3	3	0	2	4	0	99424	102346	0	201770	8630	4.47
17	21	0	0	0	0	17	21	0	15	15	8	96550	96402	0	192952	3045	1.60
22	20	0	0	0	0	22	20	0	0	41	1	90672	96921	0	187593	5402	2.97
1	2	0	0	0	0	1	2	0	0	1	2	86081	87192	0	173273	3853	2.27
60	64	0	0	0	0	60	64	0	31	77	16	776860	780722	0	1557582	36152	2.38
3	3	0	0	0	0	3	3	0	1	5	0	78486	74120	0	152606	3981	2.68
2	1	0	0	0	0	2	1	0	1	0	2	81085	79296	0	160381	2728	1.73
3	3	0	0	0	0	3	3	0	0	6	0	88636	88703	5	177344	7075	4.16
3	2	0	0	0	0	3	2	0	0	3	2	83619	88266	0	171885	3463	2.06
1	0	0	0	0	0	1	0	0	0	1	0	84303	84333	0	168636	3473	2.10
0	0	0	0	0	0	0	0	0	0	0	0	84792	85739	0	170531	3777	2.27
12	9	0	0	0	0	12	9	0	2	15	4	500921	500457	5	1001383	24497	2.51
5	3	0	0	0	0	5	3	0	0	8	0	112451	114257	0	226708	7766	3.55
11	14	0	0	0	0	11	14	0	0	15	10	107744	110569	0	218313	3176	1.48
7	2	0	0	0	0	7	2	0	0	6	3	105862	107323	0	213185	5001	2.40
0	3	0	0	0	0	0	3	0	0	3	0	105213	105022	0	210235	3696	1.79
23	22	0	0	0	0	23	22	0	0	32	13	431270	437171	0	868441	19639	2.31
1	0	0	0	0	0	1	0	0	0	0	1	98740	99671	0	198411	7157	3.74
5	3	0	50	60	0	55	63	0	1	112	5	116359	116432	0	232791	7480	3.32
18	9	0	567	522	0	585	531	0	921	98	97	87088	86790	0	173878	1492	0.87
0	0	0	100	62	0	100	62	0	0	162	0	97149	98217	0	195366	6664	3.53

Constituency-wise Information on Inclusions and Deletions

Name of State : Tamil Nadu

Name of District	Assembly Constituency		Number of Electors in Previous Final Roll of SR2011			Total claims lodged in Form 6, after publication of final roll under SR2011 and upto 26.03.2011			Total Claims admitted			Total Objections Lodged in Forms after publication of final roll under SR2011		
			Male	Female	Others	Male	Female	Others	Male	Female	Others	Male	Female	Others
1	2	3	4	5	5a	6	7	7a	8	9	9a	10	11	11a
MADURAI - contd.														
192	MADURAI SOUTH		85516	85436	0	4614	4353	0	3984	3788	0	1	2	0
193	MADURAI CENTRAL		92881	93646	0	4109	3944	0	3138	2993	0	0	0	0
194	MADURAI WEST		103711	101633	0	5756	5677	0	4459	4328	0	1	2	0
195	THIRUPARANKUNDRAM		104698	103199	0	3381	3326	0	3056	2979	0	1	1	0
196	THIRUMANGALAM		105680	108591	0	4778	4835	0	3767	3848	0	52	38	0
197	USILAMPATTI		106450	104882	0	3921	3506	0	3034	2778	0	23	19	0
Total			986692	987284	0	40962	39435	0	33759	32583	0	102	74	0
THENI														
198	ANDIPATTI		101764	101787	0	3086	3193	0	2159	2077	0	1	0	0
199	PERIYAKULAM (SC)		97930	98586	1	3392	3014	5	2834	2553	5	2	0	0
200	BODINAYAKANUR		100278	100334	0	3131	3209	0	3037	2634	0	1	1	0
201	CUMBUM		104185	106281	0	3481	3517	0	2670	2498	0	45	30	0
Total			404157	406988	1	13090	12933	5	10700	9762	5	49	31	0
VIRUDHUNAGAR														
202	RAJAPALAYAM		88885	89805	0	4205	4395	1	3356	3393	1	1	2	0
203	SRIVILLIPUTHUR (SC)		92460	93840	0	2807	2904	1	2774	2524	1	0	0	0
204	SATTUR		88127	90512	0	4187	3476	0	3215	3256	0	0	0	0
205	SIVAKASI		86336	87515	0	5204	4636	3	4024	4177	3	0	0	0
206	VIRUDHUNAGAR		82178	82911	0	2800	2546	14	2563	2363	14	11	11	0
207	ARUPPUKOTTAI		85947	89198	0	2405	2288	1	2129	2065	1	136	114	0
208	TIRUCHULI		86473	88062	0	1807	1791	1	1499	1388	1	4	2	0
Total			610406	621843	0	23415	22036	21	19560	19166	21	152	129	0
RAMANATHAPURAM														
209	PARAMAKUDI (SC)		100699	101200	13	2956	2276	2	2560	2029	2	12	5	0
210	TIRUVADANAI		105774	106083	8	4956	3575	1	4590	3317	1	4	2	0
211	RAMANATHAPURAM		109156	109170	4	5429	4542	1	4910	4149	1	7	2	0
212	MUDHUKULATHUR		128076	126470	6	3073	2467	1	2331	1953	1	3	1	0
Total			443705	442923	31	16414	12860	5	14391	11448	5	26	10	0

Annexure 2.1 (contd.)

in Current Electoral Roll (GETNLA 2011) over Previous Roll

Total Objections admitted			Suo-motu deletions after publication of draft roll under SR2011			Total Deletions subsequent to publication of final roll under SR2011 (Col. No. 12+14, 13+15, 13a+15a)			Number of Deletions (since previous final roll) due to			Electors as per final roll used for General Election to the Tamil Nadu Legislative Assembly, 2011				Net change over previous final roll	% change over prev. final roll
Male	Female	Others	Male	Female	Others	Male	Female	Others	Expired	Shifted	Repeated	Male	Female	Others	Total	(+/-)	(+/-)
12	13	13a	14	15	15a	16	17	17a	18	19	20	21	22	22a	22b	23	24
1	2	0	41	41	0	42	43	0	0	82	3	89458	89181	0	178639	7687	4.50
0	0	0	50	34	0	50	34	0	0	84	0	95969	96605	0	192574	6047	3.24
1	2	0	32	28	0	33	30	0	0	60	3	108137	105931	0	214068	8724	4.25
1	1	0	284	282	0	285	283	0	374	185	9	107469	105895	0	213364	5467	2.63
52	38	0	0	0	0	52	38	0	0	81	9	109395	112401	0	221796	7525	3.51
23	19	0	1030	702	0	1053	721	0	1692	55	27	108431	106939	0	215370	4038	1.91
102	74	0	2154	1731	0	2256	1805	0	2988	919	154	1018195	1018062	0	2036257	62281	3.16
1	0	0	1	1	0	2	1	0	0	1	2	103921	103863	0	207784	4233	2.08
2	0	0	0	0	0	2	0	0	2	0	0	100762	101139	6	201907	5390	2.74
1	1	0	0	2	0	1	3	0	0	3	1	103314	102965	0	206279	5667	2.82
9	6	0	0	0	0	9	6	0	1	2	12	106846	108773	0	215619	5153	2.45
13	7	0	1	3	0	14	10	0	3	6	15	414843	416740	6	831589	20443	2.52
1	2	0	0	0	0	1	2	0	0	3	0	92240	93196	1	185437	6747	3.78
0	0	0	153	138	0	153	138	0	0	291	0	95081	96226	1	191308	5008	2.69
0	0	0	0	0	0	0	0	0	0	0	0	91342	93768	0	185110	6471	3.62
0	0	0	0	0	0	0	0	0	0	0	0	90360	91692	3	182055	8204	4.72
10	9	0	1	2	0	11	11	0	0	17	5	84730	85263	14	170007	4918	2.98
133	98	0	9	11	0	142	109	0	205	46	0	87934	91154	1	179089	3944	2.25
2	0	0	1	0	0	3	0	0	0	3	0	87969	89450	1	177420	2885	1.65
146	109	0	164	151	0	310	260	0	205	360	5	629656	640749	21	1270426	38177	3.10
12	5	0	814	572	0	826	577	0	1353	30	20	102433	102652	15	205100	3188	1.58
4	2	0	1096	877	1	1100	879	1	1805	160	15	109264	108521	8	217793	5928	2.80
7	2	0	734	542	0	741	544	0	1159	113	13	113325	112775	5	226105	7775	3.56
3	1	0	1206	914	0	1209	915	0	2001	74	49	129198	127508	7	256713	2161	0.85
26	10	0	3850	2905	1	3876	2915	1	6318	377	97	454220	451456	35	905711	19052	2.15

Constituency-wise Information on Inclusions and Deletions

Name of State : Tamil Nadu

Name of District	Assembly Constituency		Number of Electors in Previous Final Roll of SR2011			Total claims lodged in Form 6, after publication of final roll under SR2011 and upto 26.03.2011			Total Claims admitted			Total Objections Lodged in Forms after publication of final roll under SR2011		
			Male	Female	Others	Male	Female	Others	Male	Female	Others	Male	Female	Others
1	2	3	4	5	5a	6	7	7a	8	9	9a	10	11	11a
THOOTHUKKUDI														
213	VILATHIKULAM		86110	86367	0	1689	1413	0	1373	1141	0	0	0	0
214	THOOTHUKKUDI		104769	104359	0	6159	6080	0	1725	1616	0	4	3	0
215	TIRUCHENDUR		90711	95918	0	3146	2826	0	1692	1630	0	2	0	0
216	SRIVAIKUNTAM		83976	88837	0	2420	2010	0	1616	1279	0	34	15	0
217	OTTAPIDARAM (SC)		82125	81218	0	2212	2216	0	1843	1693	0	66	51	0
218	KOVILPATTI		88222	89124	0	2324	1859	0	1699	1390	0	6	3	0
Total			535913	545823	0	17950	16404	0	9948	8749	0	112	72	0
TIRUNELVELI														
219	SANKARANKOVIL (SC)		93895	93967	0	2142	1911	0	1498	1286	0	1	1	0
220	VASUDEVANALLUR (SC)		91731	90646	0	1890	1569	0	1693	1375	0	4	1	0
221	KADAYANALLUR		105681	103765	0	3262	2920	1	2760	2447	1	0	0	0
222	TENKASI		106025	105878	0	1972	1679	1	1752	1472	1	1	1	0
223	ALANGULAM		98229	101368	0	2235	2081	0	2146	1988	0	1	0	0
224	TIRUNELVELI		98373	97958	0	5991	5629	6	4507	4154	6	56	33	0
225	AMBASAMUDRAM		94004	95558	0	2513	2194	0	2152	1838	0	1	0	0
226	PALAYAMKOTTAI		94020	94552	0	4796	4586	2	4656	4451	2	12	6	0
227	NANGUNERI		93210	93986	0	2072	1552	0	1951	1473	0	2	0	0
228	RADHAPURAM		95138	94421	0	3553	3188	0	2859	2564	0	1	0	0
Total			970306	972099	0	30426	27309	10	25974	23048	10	79	42	0
KANNIYAKUMARI														
229	KANNIYAKUMARI		118510	115182	0	2109	2141	22	1854	1863	22	0	0	0
230	NAGERCOIL		102814	101706	0	2893	2754	4	2583	2452	4	4	2	0
231	COLACHAL		114756	108960	0	1174	1103	4	1103	1016	4	1	2	0
232	PADMANABHAPURAM		103774	99610	0	1108	1165	9	1056	1121	9	3	2	0
233	VILAVANCODE		102522	101647	0	1158	1085	12	1023	938	12	1	0	0
234	KILLIYOOR		106798	102895	0	1243	1115	8	1153	1038	8	2	0	0
Total			649174	630000	0	9685	9363	59	8772	8428	59	11	6	0

Annexure 2.1 (contd.)

in Current Electoral Roll (GETNLA 2011) over Previous Roll

Total Objections admitted			Suo-motu deletions after publication of draft roll under SR2011			Total Deletions subsequent to publication of final roll under SR2011 (Col. No. 12+14, 13+15, 13a+15a)			Number of Deletions (since previous final roll) due to			Electors as per final roll used for General Election to the Tamil Nadu Legislative Assembly, 2011				Net change over previous final roll	% change over prev. final roll
Male	Female	Others	Male	Female	Others	Male	Female	Others	Expired	Shifted	Repeated	Male	Female	Others	Total	(+/-)	(+/-)
12	13	13a	14	15	15a	16	17	17a	18	19	20	21	22	22a	22b	23	24
0	0	0	0	0	0	0	0	0	0	0	0	87483	87508	0	174991	2514	1.46
0	0	0	0	0	0	0	0	0	0	0	0	106494	105975	0	212469	3341	1.60
0	0	0	0	0	0	0	0	0	0	0	0	92403	97548	0	189951	3322	1.78
34	15	0	0	0	0	34	15	0	3	45	1	85558	90101	0	175659	2846	1.65
1	1	0	0	0	0	1	1	0	0	0	2	83967	82910	0	166877	3534	2.16
1	1	0	0	0	0	1	1	0	1	1	0	89920	90513	0	180433	3087	1.74
36	17	0	0	0	0	36	17	0	4	46	3	545825	554555	0	1100380	18644	1.72
0	0	0	0	0	0	0	0	0	0	0	0	95393	95253	0	190646	2784	1.48
4	1	0	0	0	0	4	1	0	5	0	0	93420	92020	0	185440	3063	1.68
0	0	0	0	0	0	0	0	0	0	0	0	108441	106212	1	214654	5208	2.49
0	0	0	0	0	0	0	0	0	0	0	0	107777	107350	1	215128	3225	1.52
0	0	0	0	0	0	0	0	0	0	0	0	100375	103356	0	203731	4134	2.07
0	0	0	0	0	0	0	0	0	0	0	0	102880	102112	6	204998	8667	4.41
0	0	0	0	0	0	0	0	0	0	0	0	96156	97396	0	193552	3990	2.10
0	0	0	0	0	0	0	0	0	0	0	0	98676	99003	2	197681	9109	4.83
2	0	0	0	0	0	2	0	0	2	0	0	95159	95459	0	190618	3422	1.83
1	0	0	0	0	0	1	0	0	1	0	0	97996	96985	0	194981	5422	2.86
7	1	0	0	0	0	7	1	0	8	0	0	996273	995146	10	1991429	49024	2.52
0	0	0	0	0	0	0	0	0	0	0	0	120364	117045	22	237431	3739	1.60
0	0	0	0	0	0	0	0	0	0	0	0	105397	104158	4	209559	5039	2.46
0	0	0	0	0	0	0	0	0	0	0	0	115859	109976	4	225839	2123	0.95
2	3	0	0	0	0	2	3	0	0	5	0	104828	100728	9	205565	2181	1.07
1	0	0	0	0	0	1	0	0	0	1	0	103544	102585	12	206141	1972	0.97
1	1	0	0	0	0	1	1	0	0	2	0	107950	103932	8	211890	2197	1.05
4	4	0	0	0	0	4	4	0	0	8	0	657942	638424	59	1296425	17251	1.35

Annexure 2.2

Booth Level OfficersState : **Tamil Nadu**

Name of District	Total No. of BLOs	Number of Local BLOs	No. of BLOs - Departmentwise				
			Teachers	Revenue / Admn*	Engg	Medical	Others
THIRUVALLUR	2518	132	1997	373			148
CHENNAI	2242	615	407	1811			24
KANCHEEPURAM	2100	13	1320	579			201
VELLORE	2811	909	2084	445			282
KRISHNAGIRI	1379	297	1114	233			32
DHARMAPURI	1088	21	213	863			12
TIRUVANNAMALAI	1920	1658	240	1241			439
VILLUPURAM	2104	493	1556	500			48
SALEM	2446	319	1964	319			163
NAMAKKAL	1134	169	649	207			278
ERODE	1681	1409	490	230			961
TIRUPPUR	1697	41	580	224			893
THE NILGIRIS	579	496	0	38			541
COIMBATORE	2156	209	829	145			1182
DINDIGUL	1660	744	0	183			1477
KARUR	805	144	1	102			702
TIRUCHIRAPPALLI	2111	1203	601	567			943
PERAMBALUR	526	193	274	156			96
ARIYALUR	517	331	243	246			28
CUDDALORE	1848	212	363	703			782
NAGAPATTINAM	1176	936	13	778			385
THIRUVARUR	963	405	6	705			252
THANJAVUR	1839	1120	489	1163			187
PUDUKKOTTAI	1229	142	1	480			748
SIVAGANGA	923	879	528	257			138
MADURAI	2183	1221	265	401			1517
THENI	905	486	288	130			487
VIRUDHUNAGAR	1263	398	388	332			543
RAMANATHAPURAM	1072	136	711	279			82
THOOTHUKUDI	1053	845	22	423			608
TIRUNELVELI	2252	916	5	477			1770
KANNIYAKUMARI	1220	794	821	90			309
	49400	17886	18462	14680	0	0	16258

Annexure 2.3

STATUS OF BLAs DEPLOYED BY POLITICAL PARTIES

DISTRICT	Name of the recognized political party and number of persons deployed as BLAs										Total
	BSP	BJP	CPI	INC	NCP	CPI (M)	AIADMK	DMK	MDMK*	PMK	
THIRUVALLUR	0	0	0	0	0	0	0	0	0	0	0
CHENNAI	0	0	0	0	0	0	2659	1468	0	0	4127
KANCHEEPURAM	0	0	0	0	0	0	0	0	0	0	0
VELLORE	0	0	0	0	0	0	2727	0	0	0	2727
KRISHNAGIRI	0	0	0	0	0	0	0	0	0	0	0
DHARMAPURI	0	0	0	0	0	0	0	0	0	0	0
TIRUVANNAMALAI	0	0	0	0	0	0	616	1552	0	0	2168
VILLUPURAM	0	0	0	0	0	0	972	0	0	0	972
SALEM	0	0	0	0	0	0	2080	0	0	0	2080
NAMAKKAL	0	0	0	0	0	0	1294	1131	0	0	2425
ERODE	0	0	0	0	0	0	0	0	0	0	0
TIRUPPUR	0	0	0	0	0	0	0	0	0	0	0
THE NILGIRIS	0	0	0	0	0	0	0	542	0	0	542
COIMBATORE	0	0	0	0	0	0	0	0	0	0	0
DINDIGUL	0	223	0	0	0	71	1280	1130	51	0	2755
KARUR	0	0	112	165	0	0	715	693	0	13	1698
TIRUCHIRAPPALLI	0	0	0	0	0	0	1436	453	453	453	2795
PERAMBALUR	0	0	0	0	0	0	972	0	0	0	972
ARIYALUR	0	0	0	0	0	0	1058	0	0	0	1058
CUDDALORE	0	0	0	0	0	0	808	0	0	0	808
NAGAPATTINAM	0	0	0	0	0	0	664	0	0	0	664
THIRUVARUR	0	0	0	0	0	0	940	0	0	0	940
THANJAVUR	0	0	0	0	0	0	0	0	0	0	0
PUDUKKOTTAI	0	0	0	0	0	0	0	0	0	0	0
SIVAGANGA	0	0	527	461	0	0	647	0	0	87	1722
MADURAI	0	0	0	0	0	0	0	0	0	0	0
THENI	0	0	0	0	0	0	0	0	0	0	0
VIRUDHUNAGAR	0	0	0	0	0	0	1344	849	641	0	2834
RAMANATHAPURAM	0	0	0	0	0	0	975	0	0	0	975
THOOTHUKUDI	0	0	0	719	0	0	1097	0	0	0	1816
TIRUNELVELI	0	0	0	0	0	0	1481	0	0	0	1481
KANNIYAKUMARI	0	0	0	0	0	161	882	634	0	0	1677
TOTAL	0	223	639	1345	0	232	24647	8452	1145	553	37236

* Earlier recognized party, now not a recognized party

Format 1 B

Constituency wise elector information (Gender Ratio) - (GETNLA - 2011)

Annexure 2.4

Name of State : TAMIL NADU

Gender Ratio of State (as per Census 2001) : 987

Gender Ratio of State (as per current Electoral roll) : 989

Name of District	Assembly Constituency		Census Gender Ratio of district	Electors as per 2009 roll (Gen. Election to Lok Sabha 2009)			Number of Electors in Previous Final Roll of SR2011				Electors as per final roll used for GETNLA, 2011 (inclusive of Supplement II)			
	No	Name		Male	Female	Sex Ratio	Male	Female	Others	Sex Ratio	Male	Female	Others	Sex Ratio
(1)	(2)	(3)	(4)	(5)	(6)	(7)	(8)	(9)	(9a)	(10)	(11)	(12)	(12a)	(13)
THIRUVALLUR														
	1	GUMMIDIPOONDI	971	98849	100887	1021	105148	106489	9	1013	107141	108250	12	1010
	2	PONNERI (SC)	971	89849	89113	992	98000	96803	25	988	101874	100525	28	987
	3	TIRUTTANI	971	106612	107345	1007	115738	116488	8	1006	117511	118216	15	1006
	4	THIRUVALLUR	971	90700	90888	1002	102189	101307	10	991	104356	103488	13	992
	5	POONAMALLEE (SC)	971	98230	97433	992	111194	109539	25	985	115756	113587	26	981
	6	AVADI	971	115261	110190	956	135635	130257	22	960	141781	135729	29	957
	7	MADURAVOYAL	971	110189	103721	941	132161	125342	25	948	138524	130891	26	945
	8	AMBATTUR	971	112183	105684	942	128695	122281	26	950	136009	128846	30	947
	9	MADAVARAM	971	112993	109816	972	129034	125594	26	973	139884	135658	36	970
	10	THIRUVOTTIYUR	971	90803	87620	965	105499	102665	30	973	112240	109141	39	972
	Total		971	1025669	1002697	978	1163293	1136765	206	977	1215076	1184331	254	975
CHENNAI														
	11	DR.RADHAKRISHNAN NAGAR	957	85673	86099	1005	92155	92927	25	1008	97303	97784	33	1005
	12	PERAMBUR	957	100041	98652	986	110653	109993	8	994	116667	115610	11	991

(1)	(2)	(3)	(4)	(5)	(6)	(7)	(8)	(9)	(9a)	(10)	(11)	(12)	(12a)	(13)
13	KOLATHUR		957	87714	86712	989	99186	98710	27	995	104216	103679	28	995
14	VILLIVAKKAM		957	81820	81477	996	91269	91688	12	1005	96483	96681	13	1002
15	THIRU-VI-KA-NAGAR (SC)		957	79206	80200	1013	84624	85901	3	1015	90007	91165	8	1013
16	EGMORE (SC)		957	78332	78566	1003	79306	79631	8	1004	82349	82368	9	1000
17	ROYAPURAM		957	70252	70788	1008	75413	75911	9	1007	79552	79748	14	1002
18	HARBOUR		957	69807	64160	919	75621	69531	31	919	80010	72733	33	909
19	CHEPAUK-THIRUVALLIKENI		957	84690	84604	999	89688	89815	7	1001	93614	93617	8	1000
20	THOUSAND LIGHTS		957	87788	88659	1010	95640	96526	40	1009	99594	100313	42	1007
21	ANNA NAGAR		957	100935	99867	989	108343	108082	15	998	113629	113089	20	995
22	VIRUGAMPAKKAM		957	89728	86948	969	103167	100271	20	972	109108	105729	27	969
23	SAIDAPET		957	93804	92719	988	105518	105337	25	998	109644	109296	37	997
24	THIYAGARAYANAGAR		957	84120	83598	994	93403	92234	23	987	98082	96725	32	986
25	MYLAPORE		957	95040	98141	1033	101326	104739	13	1034	106059	109205	14	1030
26	VELACHERY		957	97525	96261	987	108725	108275	26	996	113972	113181	45	993
Total			957	1386475	1377451	993	1514037	1509571	292	997	1590289	1580923	374	994
KANCHEEPURAM														
27	SHOZHINGANALLUR		991	132879	126098	949	173834	166781	0	959	182555	175021	20	959
28	ALANDUR		991	97338	95246	979	116214	114266	0	983	121022	118821	3	982
29	SRIPERUMBUDUR (SC)		991	82197	83161	1012	101831	102970	0	1011	104738	105655	19	1009
30	PALLAVARAM		991	113113	110178	974	134385	131318	0	977	140532	137039	27	975
31	TAMBARAM		991	95691	92536	967	120689	117606	0	974	129132	125723	35	974
32	CHENGALPATTU		991	97465	94895	974	121516	118980	0	979	127449	124853	53	980
33	THIRUPORUR		991	83105	80149	964	94657	91895	0	971	97350	94643	7	972

Name of District	Assembly Constituency		Census Gender Ratio of district	Electors as per 2009 roll (Gen. Election to Lok Sabha 2009)			Number of Electors in Previous Final Roll of SR2011				Electors as per final roll used for GETNLA, 2011 (inclusive of Supplement II)			
	No	Name		Male	Female	Sex Ratio	Male	Female	Others	Sex Ratio	Male	Female	Others	Sex Ratio
(1)	(2)	(3)	(4)	(5)	(6)	(7)	(8)	(9)	(9a)	(10)	(11)	(12)	(12a)	(13)
	34	CHEYYUR (SC)	991	78499	76431	974	87317	84687	0	970	88293	85554	17	969
	35	MADURANTAKAM (SC)	991	82536	81728	990	89093	88657	0	995	90472	89971	13	994
	36	UTHIRAMERUR	991	87701	88152	1005	95372	96115	0	1008	96753	97428	17	1007
	37	KANCHEEPURAM	991	103837	105690	1018	114166	116872	0	1024	117539	120235	17	1023
		Total	991	1054361	1034264	981	1249074	1230147	0	985	1295835	1274943	228	984
VELLORE														
	38	ARAKKONAM (SC)	997	79793	78499	984	88756	88736	0	1000	89925	89832	0	999
	39	SHOLINGUR	997	98259	96670	984	105732	104436	0	988	106373	105025	0	987
	40	KATPADI	997	81602	83911	1028	91344	93906	0	1028	93003	95477	0	1027
	41	RANIPET	997	84652	85108	1005	95745	96472	0	1008	98585	99221	0	1006
	42	ARCOT	997	94815	96145	1014	102459	104773	0	1023	103637	106043	0	1023
	43	VELLORE	997	84982	86075	1013	92396	93669	0	1014	94778	95811	0	1011
	44	ANAIKATTU	997	82597	83909	1016	91712	92886	0	1013	92674	93806	0	1012
	45	KILVAITHINANKUPPAM (SC)	997	79047	79837	1010	86432	86369	0	999	86899	86794	0	999
	46	GUDIYATTAM (SC)	997	92764	92985	1002	104076	104106	0	1000	104991	104943	0	1000
	47	VANIYAMBADI	997	83621	83172	995	93486	92611	0	991	93622	92920	0	993
	48	AMBUR	997	77331	78016	1009	86932	87885	0	1011	87546	88521	0	1011
	49	JOLARPET	997	85663	84957	992	95097	94363	0	992	95827	94934	0	991
	50	TIRUPATTUR	997	79458	78770	991	90474	89241	0	986	91386	90049	0	985
		Total	997	1104584	1108054	1003	1224641	1229453	0	1004	1239246	1243376	0	1003

(1)	(2)	(3)	(4)	(5)	(6)	(7)	(8)	(9)	(9a)	(10)	(11)	(12)	(12a)	(13)
KRISHNAGIRI														
51	UTHANGARAI (SC)		954	83579	81256	972	93501	89910	0	962	95261	91568	2	961
52	BARGUR		954	85354	83738	981	95826	92898	2	969	97736	94506	2	967
53	KRISHNAGIRI		954	81056	82885	1023	96904	98071	11	1012	99504	100383	14	1009
54	VEPPANAHALLI		954	84184	79866	949	95094	89004	0	936	95803	89561	1	935
55	HOSUR		954	100764	90462	898	116614	106615	1	914	119973	109492	2	913
56	THALLI		954	82345	75826	921	95460	87262	0	914	96383	87982	0	913
	Total		954	517282	494033	955	593399	563760	14	5707	604660	573492	21	948
DHARMAPURI														
57	PALACODU		926	83050	79684	959	91321	86562	1	948	92553	87439	1	945
58	PENNAGARAM		926	84804	81239	958	99127	93331	4	942	100782	94583	4	938
59	DHARMAPURI		926	95823	92009	960	108071	103869	7	961	110040	105797	7	961
60	PAPPIREDDIPPATTI		926	97188	93923	966	104780	100498	5	959	106509	101897	6	957
61	HARUR (SC)		926	89314	85077	953	95306	90196	4	946	96973	91661	4	945
	Total		926	450179	431932	959	498605	474456	21	952	506857	481377	22	950
TIRUVANNAMALAI														
62	CHENGAM (SC)		995	95204	93454	982	105782	103549	0	979	106886	104534	0	978
63	TIRUVANNAMALAI		995	91106	93119	1022	102292	104920	0	1026	104935	107359	0	1023
64	KILPENNATHUR		995	92521	92853	1004	101515	101892	0	1004	102420	102677	0	1003
65	KALASAPAKKAM		995	81424	81824	1005	89598	88163	0	984	90542	89043	0	983
66	POLUR		995	89423	90120	1008	97009	96184	0	991	98206	97299	0	991
67	ARANI		995	94198	96526	1025	104821	106580	0	1017	107055	108783	0	1016
68	CHEYYAR		995	95721	95135	994	104442	103820	0	994	105793	105215	0	995
69	VANDAVASI (SC)		995	90623	87630	967	100025	97227	0	972	100812	98091	0	973
	Total		995	730220	730661	1001	805484	802335	0	996	816649	813001	0	996

Name of District	Assembly Constituency		Census Gender Ratio of district	Electors as per 2009 roll (Gen. Election to Lok Sabha 2009)			Number of Electors in Previous Final Roll of SR2011				Electors as per final roll used for GETNLA, 2011 (inclusive of Supplement II)			
	No	Name		Male	Female	Sex Ratio	Male	Female	Others	Sex Ratio	Male	Female	Others	Sex Ratio
(1)	(2)	(3)	(4)	(5)	(6)	(7)	(8)	(9)	(9a)	(10)	(11)	(12)	(12a)	(13)
VILLUPURAM														
	70	GINGEE	984	96156	94076	978	106184	104238	7	982	107649	105579	8	981
	71	MAILAM	984	84433	80783	957	92630	89680	4	968	93227	90295	6	969
	72	TINDIVANAM (SC)	984	84094	83105	988	92914	92513	5	996	94342	94057	6	997
	73	VANUR (SC)	984	90941	89433	983	97945	96142	6	982	98970	97078	6	981
	74	VILLUPURAM	984	88504	88200	997	101997	102512	8	1005	104416	104827	7	1004
	75	VIKRAVANDI	984	85063	81363	957	94019	90900	4	967	94969	91654	4	965
	76	TIRUKKOYILUR	984	89565	85630	956	99594	94805	15	952	100713	95708	14	950
	77	ULUNDURPETTAI	984	102543	98140	957	115235	110168	11	956	117127	111808	15	955
	78	RISHIVANDIYAM	984	91584	86707	947	105471	98983	15	938	106698	100011	16	937
	79	SANKARAPURAM	984	92028	90049	978	104706	100910	10	964	106325	102375	10	963
	80	KALLAKURICHI (SC)	984	100082	97962	979	109553	105574	8	964	110663	106517	9	963
	Total		984	1004993	975448	971	1120248	1086425	93	970	1135099	1099909	101	969
SALEM														
	81	GANGAVALLI (SC)	929	84759	85352	1007	90212	90439	6	1003	91438	91759	6	1004
	82	ATTUR (SC)	929	89769	91915	1024	95549	97562	2	1021	97464	99330	2	1019
	83	YERCAUD (ST)	929	97726	97826	1001	103490	103042	3	996	105318	104661	2	994
	84	OMALUR	929	106314	98309	925	116042	107365	14	925	118012	109062	14	924
	85	METTUR	929	96195	90425	940	107583	100470	19	934	110035	102553	20	932
	86	EDAPPADI	929	102601	97175	947	110316	103330	4	937	112138	104765	4	934

(1)	(2)	(3)	(4)	(5)	(6)	(7)	(8)	(9)	(9a)	(10)	(11)	(12)	(12a)	(13)
87	SANKARI		929	100044	93868	938	109343	102707	14	939	110526	104008	15	941
88	SALEM (WEST)		929	97279	93677	963	105640	102228	1	968	107981	104374	2	967
89	SALEM (NORTH)		929	97024	96565	995	104925	104874	6	1000	109708	109528	18	998
90	SALEM (SOUTH)		929	96343	96411	1001	104796	104949	7	1001	109968	109904	19	999
91	VEERAPANDI		929	96360	93055	966	101181	97416	7	963	102681	98805	7	962
Total				1064414	1034578	972	1149077	1114382	83	970	1175269	1138749	109	969
NAMAKKAL														
92	RASIPURAM (SC)		966	87916	86997	990	95905	95626	0	997	97438	97102	0	997
93	SENTHAMANGALAM (ST)		966	90125	90290	1002	96944	97367	0	1004	98674	98950	0	1003
94	NAMAKKAL		966	92220	93542	1014	100364	102396	0	1020	102344	104352	0	1020
95	PARAMATHI-VELUR		966	86212	87366	1013	90889	92918	0	1022	92249	94368	0	1023
96	TIRUCHENGODU		966	83755	82814	989	89550	89478	4	999	91321	91266	4	999
97	KUMARAPALAYAM		966	82325	81081	985	91399	90472	0	990	93649	92759	0	990
Total			966	522553	522090	999	565051	568257	4	1006	575675	578797	4	1005
ERODE														
98	ERODE (EAST)		971	71329	71296	1000	83961	84358	7	1005	87568	87778	7	1002
99	ERODE (WEST)		971	79973	79316	992	94446	93426	19	989	97166	95932	20	987
100	MODAKKURICHI		971	88339	89169	1009	92519	93517	1	1011	93439	94369	1	1010
103	PERUNDURAI		971	83143	81385	979	88380	86676	6	981	89993	88238	10	980
104	BHAVANI		971	92338	89570	970	98206	94955	4	967	99630	96445	4	968
105	ANTHIYUR		971	82129	78955	961	87829	84158	0	958	88637	84971	0	959
106	GOBICHETTIPALAYAM		971	97365	95621	982	103338	102192	4	989	105065	103913	4	989
107	BHAVANISAGAR (SC)		971	91267	89161	977	99675	96925	6	972	101199	98260	7	971
Total			971	685883	674473	983	748354	736207	47	984	762697	749906	53	983

Name of District	Assembly Constituency		Census Gender Ratio of district	Electors as per 2009 roll (Gen. Election to Lok Sabha 2009)			Number of Electors in Previous Final Roll of SR2011				Electors as per final roll used for GETNLA, 2011 (inclusive of Supplement II)			
	No	Name		Male	Female	Sex Ratio	Male	Female	Others	Sex Ratio	Male	Female	Others	Sex Ratio
(1)	(2)	(3)	(4)	(5)	(6)	(7)	(8)	(9)	(9a)	(10)	(11)	(12)	(12a)	(13)
TIRUPPUR														
	101	DHARAPURAM (SC)	954	95682	94569	988	101456	100600	0	992	103008	102083	0	991
	102	KANGAYAM	954	89329	87452	979	96242	94767	1	985	97485	96079	3	986
	112	AVANASHI (SC)	954	89652	86815	968	96015	93329	0	972	97744	94988	3	972
	113	TIRUPPUR (NORTH)	954	89381	80851	905	108261	98395	3	909	113497	102799	8	906
	114	TIRUPPUR (SOUTH)	954	64238	58586	912	83631	76253	2	912	87900	80001	4	910
	115	PALLADAM	954	100384	94538	942	114853	108053	0	941	117815	110763	0	940
	125	UDUMALPET	954	90274	89624	993	98234	97958	0	997	100299	100087	0	998
	126	MADATHUKULAM	954	81463	79581	977	87596	85858	0	980	89026	87256	0	980
	Total		954	700403	672016	959	786288	755213	6	960	806774	774056	18	959
THE NILGIRIS														
	108	UDHAGAMANDALAM	1015	78351	78691	1004	83212	83749	0	1006	85332	85867	0	1006
	109	GUDALUR (SC)	1015	75254	74532	990	77977	77380	0	992	79888	79360	0	993
	110	COONOOR	1015	76534	78778	1029	79307	81637	0	1029	81206	83556	0	1029
	Total		1015	230139	232001	1008	240496	242766	0	1009	246426	248783	0	1010
COIMBATORE														
	111	METTUPPALAYAM	967	91863	90349	984	103499	102432	0	990	106421	105283	0	989
	116	SULUR	967	94497	91754	971	104383	101742	0	975	107143	104346	0	974
	117	KAVUNDAMPALAYAM	967	119479	115452	966	147113	142799	0	971	149595	144982	0	969

(1)	(2)	(3)	(4)	(5)	(6)	(7)	(8)	(9)	(9a)	(10)	(11)	(12)	(12a)	(13)
118	COIMBATORE (NORTH)		967	91292	88131	965	110556	106825	0	966	112819	108944	0	966
119	THONDAMUTHUR		967	92968	90445	973	104944	103043	0	982	107620	105534	0	981
120	COIMBATORE (SOUTH)		967	87794	86881	990	98937	97819	0	989	100697	99467	0	988
121	SINGANALLUR		967	97806	95320	975	113217	110728	0	978	116422	113844	0	978
122	KINATHUKADAVU		967	93748	92618	988	105964	105309	0	994	107588	106914	0	994
123	POLLACHI		967	78506	78415	999	86502	86891	0	1004	88322	88695	0	1004
124	VALPARAI (SC)		967	73855	75902	1028	79216	80939	0	1022	80207	81862	0	1021
Total			967	921808	905267	982	1054331	1038527	0	985	1076834	1059871	0	984
DINDIGUL														
127	PALANI		986	95343	93923	985	104047	102842	0	988	105498	104273	0	988
128	ODDANCHATRAM		986	89662	89202	995	96776	96261	0	995	98244	97671	0	994
129	ATHOOR		986	95531	97818	1024	108126	110124	0	1018	112238	114150	0	1017
130	NILAKKOTTAI (SC)		986	80568	80930	1004	88786	88329	0	995	90887	90250	0	993
131	NATHAM		986	95446	95661	1002	102557	102077	0	995	104017	103249	0	993
132	DINDIGUL		986	84820	85171	1004	93164	93990	2	1009	95644	96431	2	1008
133	VEDASANDUR		986	96750	97111	1004	105267	104941	0	997	105933	105563	0	997
Total			986	638120	639816	1003	698723	698564	2	1000	712461	711587	2	999
KARUR														
134	ARAVAKURICHI		1010	74931	78005	1041	82107	84419	0	1028	84190	86274	0	1025
135	KARUR		1010	82591	85305	1033	92859	97367	0	1049	94805	99404	0	1049
136	KRISHNARAYAPURAM (SC)		1010	79042	78529	994	86090	86426	0	1004	87174	87571	27	1005
137	KULITHALAI		1010	81808	82145	1004	88722	89316	0	1007	89533	90091	0	1006
Total			1010	318372	323984	1018	349778	357528	0	1022	355702	363340	27	1021

Name of District	Assembly Constituency		Census Gender Ratio of district	Electors as per 2009 roll (Gen. Election to Lok Sabha 2009)			Number of Electors in Previous Final Roll of SR2011				Electors as per final roll used for GETNLA, 2011 (inclusive of Supplement II)			
	No	Name		Male	Female	Sex Ratio	Male	Female	Others	Sex Ratio	Male	Female	Others	Sex Ratio
(1)	(2)	(3)	(4)	(5)	(6)	(7)	(8)	(9)	(9a)	(10)	(11)	(12)	(12a)	(13)
TIRUCHIRAPPALLI														
	138	MANAPPARAI	1001	98979	98750	998	106562	106019	0	995	108490	107688	0	993
	139	SRIRANGAM	1001	105162	106205	1010	108582	109049	1	1004	110308	110644	10	1003
	140	TIRUCHIRAPPALLI (WEST)	1001	91205	93462	1025	98233	100713	4	1025	101552	104042	4	1025
	141	TIRUCHIRAPPALLI (EAST)	1001	90833	91413	1006	96865	97832	11	1010	99952	100925	22	1010
	142	THIRUVERUMBUR	1001	97103	95890	988	103412	101589	6	982	105510	103549	23	981
	143	LALGUDI	1001	78677	80984	1029	85300	87138	2	1022	86465	88265	5	1021
	144	MANACHANALLUR	1001	85782	86638	1010	91713	92217	0	1005	92772	93151	2	1004
	145	MUSIRI	1001	87123	86872	997	90643	90640	0	1000	92394	92319	0	999
	146	THURAIYUR (SC)	1001	82996	84991	1024	88316	89877	0	1018	89696	91159	0	1016
	Total		1001	817860	825205	1009	869626	875074	24	1006	887139	891742	66	1005
PERAMBALUR														
	147	PERAMBALUR (SC)	1006	102807	107024	1041	110489	114709	7	1038	112188	116147	8	1035
	148	KUNNAM	1006	95318	99674	1046	103791	106412	7	1025	105238	107447	7	1021
	Total		1006	198125	206698	1043	214280	221121	14	1032	217426	223594	15	1028
ARIYALUR														
	149	ARIYALUR	1006	100243	101834	1016	106831	108638	0	1017	108636	110039	0	1013
	150	JAYANKONDAM	1006	100041	99601	996	107173	106852	0	997	108081	107639	0	996
	Total		1006	200284	201435	1006	214004	215490	0	1007	216717	217678	0	1004

(1)	(2)	(3)	(4)	(5)	(6)	(7)	(8)	(9)	(9a)	(10)	(11)	(12)	(12a)	(13)
CUDDALORE														
151	TITTAKUDI (SC)		986	80923	80727	998	87542	86065	0	983	88711	87013	0	981
152	VRIDDHACHALAM		986	90252	86593	959	98630	94490	0	958	100054	95780	5	957
153	NEYVELI		986	74624	70676	947	83277	78530	0	943	85486	80591	0	943
154	PANRUTI		986	87630	86681	989	95037	94331	0	993	97252	96634	0	994
155	CUDDALORE		986	82081	82168	1001	88650	88716	0	1001	90834	91012	0	1002
156	KURINJIPADI		986	84044	79367	944	91543	86807	0	948	93381	88500	0	948
157	BHUVANAGIRI		986	98160	93473	952	104753	100511	0	960	105864	101605	0	960
158	CHIDAMBARAM		986	85404	83269	975	94192	92427	0	981	96560	94839	0	982
159	KATTUMANNARKOIL (SC)		986	86724	81999	946	93009	86624	0	931	94158	87838	0	933
Total			986	769842	744953	968	836633	808501	0	966	852300	823812	5	967
NAGAPATTINAM														
160	SIRKAZHI (SC)		1001	90404	88930	984	96450	94513	0	980	98295	96449	0	981
161	MAYILADUTHURAI		1001	83285	81994	984	91938	89401	0	972	93889	90970	0	969
162	POOMPUHAR		1001	99068	96912	978	105334	102515	0	973	107702	104323	0	969
163	NAGAPATTINAM		1001	66497	67174	1010	74150	75410	0	1017	75241	76569	0	1018
164	KILVELUR (SC)		1001	67312	66471	988	70284	69843	0	994	70798	70333	0	993
165	VEDARANYAM		1001	71934	73142	1017	76698	77583	0	1012	77047	77908	0	1011
Total			1001	478500	474623	992	514854	509265	0	989	522972	516552	0	988
THIRUVARUR														
166	THIRUTHURAIPOONDI (SC)		1014	88377	88032	996	95813	95472	0	996	97018	96654	0	996
167	MANNARGUDI		1014	93665	92258	985	100478	99708	0	992	102957	102378	0	994
168	THIRUVARUR		1014	94564	93983	994	101988	101741	4	998	104822	104511	4	997
169	NANNILAM		1014	104937	99110	944	110872	105192	0	949	112282	106382	0	947
Total			1014	381543	373383	979	409151	402113	4	983	417079	409925	4	983

Name of District	Assembly Constituency		Census Gender Ratio of district	Electors as per 2009 roll (Gen. Election to Lok Sabha 2009)			Number of Electors in Previous Final Roll of SR2011				Electors as per final roll used for GETNLA, 2011 (inclusive of Supplement II)			
	No	Name		Male	Female	Sex Ratio	Male	Female	Others	Sex Ratio	Male	Female	Others	Sex Ratio
(1)	(2)	(3)	(4)	(5)	(6)	(7)	(8)	(9)	(9a)	(10)	(11)	(12)	(12a)	(13)
THANJAVUR														
	170	THIRUVIDAIMARUDUR (SC)	1016	93026	89158	958	98744	94602	0	958	100487	96099	0	956
	171	KUMBAKONAM	1016	92352	91522	991	97512	96794	0	993	100582	99683	0	991
	172	PAPANASAM	1016	92265	91890	996	97774	97504	0	997	99267	98784	0	995
	173	THIRUVAIYARU	1016	96755	95722	989	102097	101745	0	997	103797	103295	0	995
	174	THANJAVUR	1016	83170	84509	1016	95127	98013	0	1030	99424	102346	0	1029
	175	ORATHANADU	1016	88877	88758	999	95016	94891	0	999	96550	96402	0	998
	176	PATTUKKOTTAI	1016	81254	87923	1082	87867	94324	0	1073	90672	96921	0	1069
	177	PERAVURANI	1016	78839	81353	1032	84018	85402	0	1016	86081	87192	0	1013
	Total		1016	706538	710835	1006	758155	763275	0	1007	776860	780722	0	1005
PUDUKKOTTAI														
	178	GANDHARVAKOTTAI (SC)	1015	70887	68549	967	76342	72283	0	947	78486	74120	0	944
	179	VIRALIMALAI	1015	71355	70823	993	79612	78041	0	980	81085	79296	0	978
	180	PUDUKKOTTAI	1015	77606	78083	1006	85062	85207	0	1002	88636	88703	5	1001
	181	THIRUMAYAM	1015	73539	80545	1095	81636	86786	0	1063	83619	88266	0	1056
	182	ALANGUDI	1015	78160	78607	1006	82529	82634	0	1001	84303	84333	0	1000
	183	ARANTHANGI	1015	74736	77261	1034	82672	84082	0	1017	84792	85739	0	1011
	Total		1015	446283	453868	1017	487853	489033	0	1002	500921	500457	5	999

(1)	(2)	(3)	(4)	(5)	(6)	(7)	(8)	(9)	(9a)	(10)	(11)	(12)	(12a)	(13)
SIVAGANGA														
	184	KARAIKUDI	1038	95694	100510	1050	108216	110726	0	1023	112451	114257	0	101
	185	TIRUPPATTUR	1038	95844	102085	1065	105909	109228	0	1031	107744	110569	0	1026
	186	SIVAGANGA	1038	95119	99605	1047	102972	105212	0	1022	105862	107323	0	1014
	187	MANAMADURAI (SC)	1038	94616	96031	1015	103269	103270	0	1000	105213	105022	0	998
	Total		1038	381273	398231	1044	420366	428436	0	1019	431270	437171	0	1014
MADURAI														
	188	MELUR	978	83649	87014	1040	94953	96301	0	1014	98740	99671	0	1009
	189	MADURAI EAST	978	94763	94364	996	112594	112717	0	1001	116359	116432	0	1001
	190	SHOLAVANDAN (SC)	978	79499	80029	1007	86367	86019	0	996	87088	86790	0	997
	191	MADURAI NORTH	978	82171	82648	1006	93842	94860	0	1011	97149	98217	0	1011
	192	MADURAI SOUTH	978	75229	74848	995	85516	85436	0	999	89458	89181	0	997
	193	MADURAI CENTRAL	978	86431	86242	998	92881	93646	0	1008	95969	96605	0	1007
	194	MADURAI WEST	978	87934	85762	975	103711	101633	0	980	108137	105931	0	980
	195	THIRUPARANKUNDRAM	978	92917	92325	994	104698	103199	0	986	107469	105895	0	985
	196	THIRUMANGALAM	978	95287	98336	1032	105680	108591	0	1028	109395	112401	0	1027
	197	USILAMPATTI	978	94636	95532	1009	106450	104882	0	985	108431	106939	0	986
	Total		978	872516	877100	1005	986692	987284	0	1001	1018195	1018062	0	1000
THENI														
	198	ANDIPATTI	978	88123	89855	1020	101764	101787	0	1000	103921	103863	0	999
	199	PERIYAKULAM (SC)	978	87379	88750	1016	97930	98586	1	1007	100762	101139	6	1004
	200	BODINAYAKANUR	978	90510	91374	1010	100278	100334	0	1001	103314	102965	0	997
	201	CUMBUM	978	89913	92105	1024	104185	106281	0	1020	106846	108773	0	1018
	Total		978	355925	362084	1017	404157	406988	1	1007	414843	416740	6	1005

Name of District	Assembly Constituency		Census Gender Ratio of district	Electors as per 2009 roll (Gen. Election to Lok Sabha 2009)			Number of Electors in Previous Final Roll of SR2011				Electors as per final roll used for GETNLA, 2011 (inclusive of Supplement II)			
	No	Name		Male	Female	Sex Ratio	Male	Female	Others	Sex Ratio	Male	Female	Others	Sex Ratio
(1)	(2)	(3)	(4)	(5)	(6)	(7)	(8)	(9)	(9a)	(10)	(11)	(12)	(12a)	(13)
VIRUDHUNAGAR														
	202	RAJAPALAYAM	1012	82794	83999	1015	88885	89805	0	1010	92240	93196	1	1010
	203	SRIVILLIPUTHUR (SC)	1012	88145	90258	1024	92460	93840	0	1015	95081	96226	1	1012
	204	SATTUR	1012	82172	84885	1033	88127	90512	0	1027	91342	93768	0	1027
	205	SIVAKASI	1012	78275	79358	1014	86336	87515	0	1014	90360	91692	3	1015
	206	VIRUDHUNAGAR	1012	74582	75382	1011	82178	82911	0	1009	84730	85263	14	1006
	207	ARUPPUKOTTAI	1012	78081	81172	1040	85947	89198	0	1038	87934	91154	1	1037
	208	TIRUCHULI	1012	80041	81639	1020	86473	88062	0	1018	87969	89450	1	1017
	Total		1012	564090	576693	1022	610406	621843	0	1019	629656	640749	21	1018
RAMANATHAPURAM														
	209	PARAMAKUDI (SC)	1036	92980	95083	1023	100699	101200	13	1005	102433	102652	15	1002
	210	TIRUVADANAI	1036	95883	99221	1035	105774	106083	8	1003	109264	108521	8	993
	211	RAMANATHAPURAM	1036	98674	101198	1026	109156	109170	4	1000	113325	112775	5	995
	212	MUDHUKULATHUR	1036	118572	119043	1004	128076	126470	6	987	129198	127508	7	987
	Total			406109	414545	1021	443705	442923	31	998	454220	451456	35	994
THOOTHUKKUDI														
	213	VILATHIKULAM	1052	80454	82520	1026	86110	86367	0	1003	87483	87508	0	1000
	214	THOOTHUKKUDI	1052	85209	84145	988	104769	104359	0	996	106494	105975	0	995
	215	TIRUCHENDUR	1052	76775	83613	1089	90711	95918	0	1057	92403	97548	0	1056
	216	SRIVAIKUNTAM	1052	73982	81182	1097	83976	88837	0	1058	85558	90101	0	1053

(1)	(2)	(3)	(4)	(5)	(6)	(7)	(8)	(9)	(9a)	(10)	(11)	(12)	(12a)	(13)
217	OTTAPIDARAM (SC)		1052	72131	72753	1009	82125	81218	0	989	83967	82910	0	987
218	KOVILPATTI		1052	75834	78742	1038	88222	89124	0	1010	89920	90513	0	1007
Total			1052	464385	482955	1040	535913	545823	0	1018	545825	554555	0	1016
TIRUNELVELI														
219	SANKARANKOVIL (SC)		1042	86120	86768	1008	93895	93967	0	1001	95393	95253	0	999
220	VASUDEVANALLUR (SC)		1042	85746	86266	1006	91731	90646	0	988	93420	92020	0	985
221	KADAYANALLUR		1042	95993	94114	980	105681	103765	0	982	108441	106212	1	979
222	TENKASI		1042	99236	100142	1009	106025	105878	0	999	107777	107350	1	996
223	ALANGULAM		1042	89253	92974	1042	98229	101368	0	1032	100375	103356	0	1030
224	TIRUNELVELI		1042	93133	94191	1011	98373	97958	0	996	102880	102112	6	993
225	AMBASAMUDRAM		1042	86228	87690	1017	94004	95558	0	1017	96156	97396	0	1013
226	PALAYAMKOTTAI		1042	83373	83634	1003	94020	94552	0	1006	98676	99003	2	1003
227	NANGUNERI		1042	85944	88253	1027	93210	93986	0	1008	95159	95459	0	1003
228	RADHAPURAM		1042	86563	87628	1012	95138	94421	0	992	97996	96985	0	990
Total			1042	891589	901660	1011	970306	972099	0	1002	996273	995146	10	999
KANNIYAKUMARI														
229	KANNIYAKUMARI		1014	107113	103795	969	118510	115182	0	972	120364	117045	22	972
230	NAGERCOIL		1014	92229	90561	982	102814	101706	0	989	105397	104158	4	988
231	COLACHAL		1014	106399	101275	952	114756	108960	0	949	115859	109976	4	949
232	PADMANABHAPURAM		1014	96887	93762	968	103774	99610	0	960	104828	100728	9	961
233	VILAVANCODE		1014	94555	93630	990	102522	101647	0	991	103544	102585	12	991
234	KILLIYOOR		1014	98015	95087	970	106798	102895	0	963	107950	103932	8	963
Total			1014	595198	578110	971	649174	630000	0	970	657942	638424	59	970
GRAND TOTAL			987	20885515	20741143	993	23086154	22863624	842	990	23655187	23393226	1439	989

Format 2 B

Annexure 2.5

Constituency wise elector information (Elector-Population Ratio) - (GETNLA - 2011)

Name of State : TAMIL NADU
 Projected Population of state (projected up to the year 2010) : 67011999
 Total Electors in State : 47049852
 Elector - Population Ratio in State : 70.21

Name of District	Assembly Constituency		Total Population (Projected for 2010)			Electors as per final roll used for GETNLA, 2011 (inclusive of Supplement II)				Ratio of Electors to Population		
	No	Name	Male	Female	Total	Male	Female	Others	Total	Male	Female	Total
(1)	(2)	(3)	(4)	(5)	(6)	(7)	(8)	(9)	(10)	(11)	(12)	(13)
THIRUVALLUR												
	1	GUMMIDIPOONDI	134599	114524	249123	107141	108250	12	215403	79.60	94.52	86.46
	2	PONNERI (SC)	147134	123893	271027	101874	100525	28	202427	69.24	81.14	74.69
	3	TIRUTTANI	158058	135823	293881	117511	118216	15	235742	74.35	87.04	80.22
	4	THIRUVALLUR	154537	130466	285003	104356	103488	13	207857	67.53	79.32	72.93
	5	POONAMALLEE (SC)	140057	119579	259636	115756	113587	26	229369	82.65	94.99	88.34
	6	AVADI	194302	159438	353740	141781	135729	29	277539	72.97	85.13	78.46
	7	MADURAVOYAL	214332	171136	385468	138524	130891	26	269441	64.63	76.48	69.90
	8	AMBATTUR	167237	142598	309835	136009	128846	30	264885	81.33	90.36	85.49
	9	MADAVARAM	143898	123025	266923	139884	135658	36	275578	97.21	110.27	103.24
	10	THIRUVOTTIYUR	153131	130325	283456	112240	109141	39	221420	73.30	83.75	78.11
		Total	1607285	1350807	2958092	1215076	1184331	254	2399661	75.60	87.68	81.12

(1)	(2)	(3)	(4)	(5)	(6)	(7)	(8)	(9)	(10)	(11)	(12)	(13)
CHENNAI												
11	DR.RADHAKRISHNAN NAGAR	148611	145266	293877	97303	97784	33	195120	65.47	67.31	66.40	
12	PERAMBUR	183479	175843	359322	116667	115610	11	232288	63.59	65.75	64.65	
13	KOLATHUR	151246	147797	299043	104216	103679	28	207923	68.90	70.15	69.53	
14	VILLIVAKKAM	137449	133571	271020	96483	96681	13	193177	70.20	72.38	71.28	
15	THIRU-VI-KA-NAGAR (SC)	132238	129422	261660	90007	91165	8	181180	68.06	70.44	69.24	
16	EGMORE (SC)	123385	119630	243015	82349	82368	9	164726	66.74	68.85	67.78	
17	ROYAPURAM	123986	121572	245558	79552	79748	14	159314	64.16	65.60	64.88	
18	HARBOUR	129438	111889	241327	80010	72733	33	152776	61.81	65.00	63.31	
19	CHEPAUK-THIRUVALLIKENI	146990	134881	281871	93614	93617	8	187239	63.69	69.41	66.43	
20	THOUSAND LIGHTS	150704	146921	297625	99594	100313	42	199949	66.09	68.28	67.18	
21	ANNA NAGAR	158958	152580	311538	113629	113089	20	226738	71.48	74.12	72.78	
22	VIRUGAMPAKKAM	164671	155371	320042	109108	105729	27	214864	66.26	68.05	67.14	
23	SAIDAPET	163503	150928	314431	109644	109296	37	218977	67.06	72.42	69.64	
24	THIYAGARAYANAGAR	132707	127490	260197	98082	96725	32	194839	73.91	75.87	74.88	
25	MYLAPORE	140674	139189	279863	106059	109205	14	215278	75.39	78.46	76.92	
26	VELACHERY	194873	188997	383870	113972	113181	45	227198	58.49	59.89	59.19	
	Total	2382912	2281347	4664259	1590289	1580923	374	3171586	66.74	69.30	68.00	

Name of District		Assembly Constituency	Total Population (Projected for 2010)			Electors as per final roll used for GETNLA, 2011 (inclusive of Supplement II)				Ratio of Electors to Population		
No	Name		Male	Female	Total	Male	Female	Others	Total	Male	Female	Total
(1)	(2)	(3)	(4)	(5)	(6)	(7)	(8)	(9)	(10)	(11)	(12)	(13)
KANCHEEPURAM												
	27	SHOZHINGANALLUR	208909	194644	403553	182555	175021	20	357596	87.38	89.92	88.61
	28	ALANDUR	108538	100382	208920	121022	118821	3	239846	111.50	118.37	114.80
	29	SRIPERUMBUDUR (SC)	127632	127668	255300	104738	105655	19	210412	82.06	82.76	82.42
	30	PALLAVARAM	173983	169040	343023	140532	137039	27	277598	80.77	81.07	80.93
	31	TAMBARAM	165873	159548	325421	129132	125723	35	254890	77.85	78.80	78.33
	32	CHENGALPATTU	173238	167267	340505	127449	124853	53	252355	73.57	74.64	74.11
	33	THIRUPORUR	99978	97769	197747	97350	94643	7	192000	97.37	96.80	97.09
	34	CHEYUR (SC)	131663	118664	250327	88293	85554	17	173864	67.06	72.10	69.45
	35	MADURANTAKAM (SC)	118087	115120	233207	90472	89971	13	180456	76.61	78.15	77.38
	36	UTHIRAMERUR	108212	110633	218845	96753	97428	17	194198	89.41	88.06	88.74
	37	KANCHEEPURAM	157344	155671	313015	117539	120235	17	237791	74.70	77.24	75.97
		Total	1573457	1516406	3089863	1295835	1274943	228	2571006	82.36	84.08	83.21
VELLORE												
	38	ARAKKONAM (SC)	136414	133687	270101	89925	89832	0	179757	65.92	67.20	66.55
	39	SHOLINGUR	154926	154026	308952	106373	105025	0	211398	68.66	68.19	68.42
	40	KATPADI	131795	133488	265283	93003	95477	0	188480	70.57	71.52	71.05
	41	RANIPET	147881	149054	296935	98585	99221	0	197806	66.67	66.57	66.62
	42	ARCOT	156660	158713	315373	103637	106043	0	209680	66.15	66.81	66.49

(1)	(2)	(3)	(4)	(5)	(6)	(7)	(8)	(9)	(10)	(11)	(12)	(13)
43	VELLORE		155227	155416	310643	94778	95811	0	190589	61.06	61.65	61.35
44	ANAIKATTU		144267	144397	288664	92674	93806	0	186480	64.24	64.96	64.60
45	KILVAITHINANKUPPAM (SC)		130907	131249	262156	86899	86794	0	173693	66.38	66.13	66.26
46	GUDIYATTAM (SC)		169096	169694	338790	104991	104943	0	209934	62.09	61.84	61.97
47	VANIYAMBADI		150835	148910	299745	93622	92920	0	186542	62.07	62.40	62.23
48	AMBUR		124151	125057	249208	87546	88521	0	176067	70.52	70.78	70.65
49	JOLARPET		126494	123653	250147	95827	94934	0	190761	75.76	76.77	76.26
50	TIRUPATTUR		141146	136845	277991	91386	90049	0	181435	64.75	65.80	65.27
	Total		1869799	1864189	3733988	1239246	1243376	0	2482622	66.28	66.70	66.49
KRISHNAGIRI												
51	UTHANGARAI (SC)		133905	124882	258787	95261	91568	2	186831	71.14	73.32	72.19
52	BARGUR		115552	109328	224880	97736	94506	2	192244	84.58	86.44	85.49
53	KRISHNAGIRI		136057	132463	268520	99504	100383	14	199901	73.13	75.78	74.45
54	VEPPANAHALLI		129424	129247	258671	95803	89561	1	185365	74.02	69.29	71.66
55	HOSUR		207671	182363	390034	119973	109492	2	229467	57.77	60.04	58.83
56	THALLI		142371	134041	276412	96383	87982	0	184365	67.70	65.64	66.70
	Total		864980	812324	1677304	604660	573492	21	1178173	69.90	70.60	70.24
DHARMAPURI												
57	PALACODU		149836	140502	290338	92553	87439	1	179993	61.77	62.23	61.99
58	PENNAGARAM		133752	121638	255390	100782	94583	4	195369	75.35	77.76	76.50
59	DHARMAPURI		153778	143341	297119	110040	105797	7	215844	71.56	73.81	72.65
60	PAPPIREDDIPPATTI		152029	139985	292014	106509	101897	6	208412	70.06	72.79	71.37
61	HARUR (SC)		132248	122719	254967	96973	91661	4	188638	73.33	74.69	73.99
	Total		721643	668185	1389828	506857	481377	22	988256	70.24	72.04	71.11

Name of District	Assembly Constituency		Total Population (Projected for 2010)			Electors as per final roll used for GETNLA, 2011 (inclusive of Supplement II)				Ratio of Electors to Population		
	No	Name	Male	Female	Total	Male	Female	Others	Total	Male	Female	Total
(1)	(2)	(3)	(4)	(5)	(6)	(7)	(8)	(9)	(10)	(11)	(12)	(13)
TIRUVANNAMALAI												
	62	CHENGAM (SC)	164598	160325	324923	106886	104534	0	211420	64.94	65.20	65.07
	63	TIRUVANNAMALAI	148719	145106	293825	104935	107359	0	212294	70.56	73.99	72.25
	64	KILPENNATHUR	136930	137439	274369	102420	102677	0	205097	74.80	74.71	74.75
	65	KALASAPAKKAM	137978	135354	273332	90542	89043	0	179585	65.62	65.79	65.70
	66	POLUR	151838	154134	305972	98206	97299	0	195505	64.68	63.13	63.90
	67	ARANI	156812	157769	314581	107055	108783	0	215838	68.27	68.95	68.61
	68	CHEYEAR	146433	145458	291891	105793	105215	0	211008	72.25	72.33	72.29
	69	VANDEVASI (SC)	134521	134074	268595	100812	98091	0	198903	74.94	73.16	74.05
		Total	1177829	1169659	2347488	816649	813001	0	1629650	69.34	69.51	69.42
VILLUPURAM												
	70	GINGEE	143019	142694	285713	107649	105579	8	213236	75.27	73.99	74.63
	71	MAILAM	121923	121494	243417	93227	90295	6	183528	76.46	74.32	75.40
	72	TINDIVANAM (SC)	136902	135663	272565	94342	94057	6	188405	68.91	69.33	69.12
	73	VANUR (SC)	135735	131568	267303	98970	97078	6	196054	72.91	73.79	73.35
	74	VILLUPURAM	141330	138959	280289	104416	104827	7	209250	73.88	75.44	74.66
	75	VIKRAVANDI	109636	106627	216263	94969	91654	4	186627	86.62	85.96	86.30
	76	TIRUKKOYILUR	140044	137560	277604	100713	95708	14	196435	71.92	69.58	70.76
	77	ULUNDURPETTAI	178425	178987	357412	117127	111808	15	228950	65.64	62.47	64.06
	78	RISHIVANDIYAM	167412	163716	331128	106698	100011	16	206725	63.73	61.09	62.43
	79	SANKARAPURAM	173688	169835	343523	106325	102375	10	208710	61.22	60.28	60.76
	80	KALLAKURICHI (SC)	153373	150296	303669	110663	106517	9	217189	72.15	70.87	71.52
		Total	1601487	1577399	3178886	1135099	1099909	101	2235109	70.88	69.73	70.31

(1)	(2)	(3)	(4)	(5)	(6)	(7)	(8)	(9)	(10)	(11)	(12)	(13)
SALEM												
81	GANGAVALLI (SC)		129778	118211	247989	91438	91759	6	183203	70.46	77.62	73.88
82	ATTUR (SC)		164420	161765	326185	97464	99330	2	196796	59.28	61.40	60.33
83	YERCAUD (ST)		133424	131755	265179	105318	104661	2	209981	78.93	79.44	79.18
84	OMALUR		186387	162935	349322	118012	109062	14	227088	63.32	66.94	65.01
85	METTUR		140633	131604	272237	110035	102553	20	212608	78.24	77.93	78.10
86	EDAPPADI		165355	140288	305643	112138	104765	4	216907	67.82	74.68	70.97
87	SANKARI		179506	159483	338989	110526	104008	15	214549	61.57	65.22	63.29
88	SALEM (WEST)		141031	133277	274308	107981	104374	2	212357	76.57	78.31	77.42
89	SALEM (NORTH)		140845	136010	276855	109708	109528	18	219254	77.89	80.53	79.19
90	SALEM (SOUTH)		138363	135451	273814	109968	109904	19	219891	79.48	81.14	80.31
91	VEERAPANDI		160776	147694	308470	102681	98805	7	201493	63.87	66.90	65.32
	Total		1680518	1558472	3238991	1175269	1138749	109	2314127	69.93	73.07	71.45
NAMAKKAL												
92	RASIPURAM (SC)		130625	123962	254587	97438	97102	0	194540	74.59	78.33	76.41
93	SENTHAMANGALAM (ST)		132419	130881	263300	98674	98950	0	197624	74.52	75.60	75.06
94	NAMAKKAL		139254	133204	272458	102344	104352	0	206696	73.49	78.34	75.86
95	PARAMATHI-VELUR		131408	128236	259644	92249	94368	0	186617	70.20	73.59	71.87
96	TIRUCHENGODU		145588	142117	287705	91321	91266	4	182591	62.73	64.22	63.46
97	KUMARAPALAYAM		135551	130454	266005	93649	92759	0	186408	69.09	71.10	70.08
	Total		814845	788854	1603699	575675	578797	4	1154476	70.65	73.37	71.99

Name of District	Assembly Constituency		Total Population (Projected for 2010)			Electors as per final roll used for GETNLA, 2011 (inclusive of Supplement II)				Ratio of Electors to Population		
	No	Name	Male	Female	Total	Male	Female	Others	Total	Male	Female	Total
(1)	(2)	(3)	(4)	(5)	(6)	(7)	(8)	(9)	(10)	(11)	(12)	(13)
ERODE												
	98	ERODE (EAST)	124164	119294	243458	87568	87778	7	175353	70.53	73.58	72.03
	99	ERODE (WEST)	153670	147643	301313	97166	95932	20	193118	63.23	64.98	64.09
	100	MODAKKURICHI	128122	128122	256244	93439	94369	1	187809	72.93	73.66	73.29
	103	PERUNDURAI	141957	136388	278345	89993	88238	10	178241	63.39	64.70	64.04
	104	BHAVANI	148920	143080	292000	99630	96445	4	196079	66.90	67.41	67.15
	105	ANTHIYUR	133491	128256	261747	88637	84971	0	173608	66.40	66.25	66.33
	106	GOBICHETTIPALAYAM	148172	148172	296344	105065	103913	4	208982	70.91	70.13	70.52
	107	BHAVANISAGAR (SC)	145970	140246	286216	101199	98260	7	199466	69.33	70.06	69.69
		Total	1124466	1091201	2215667	762697	749906	53	1512656	67.83	68.72	68.27
TIRUPPUR												
	101	DHARAPURAM (SC)	141823	141823	283646	103008	102083	0	205091	72.63	71.98	72.31
	102	KANGAYAM	139093	133639	272732	97485	96079	3	193567	70.09	71.89	70.97
	112	AVANASHI (SC)	133589	129616	263205	97744	94988	3	192735	73.17	73.28	73.23
	113	TIRUPPUR (NORTH)	173331	159864	333195	113497	102799	8	216304	65.48	64.30	64.92
	114	TIRUPPUR (SOUTH)	160088	146976	307064	87900	80001	4	167905	54.91	54.43	54.68
	115	PALLADAM	160977	148507	309484	117815	110763	0	228578	73.19	74.58	73.86
	125	UDUMALPET	131749	129085	260834	100299	100087	0	200386	76.13	77.54	76.83
	126	MADATHUKULAM	121040	119301	240341	89026	87256	0	176282	73.55	73.14	73.35
		Total	1161690	1108811	2270501	806774	774056	18	1580848	69.45	69.81	69.63

(1)	(2)	(3)	(4)	(5)	(6)	(7)	(8)	(9)	(10)	(11)	(12)	(13)
THE NILGIRIS								0				
	108	UDHAGAMANDALAM	139364	142171	281535	85332	85867	0	171199	61.23	60.40	60.81
	109	GUDALUR (SC)	135248	136186	271434	79888	79360	0	159248	59.07	58.27	58.67
	110	COONOOR	131715	133713	265428	81206	83556	0	164762	61.65	62.49	62.07
	Total		406327	412070	818397	246426	248783	0	495209	60.65	60.37	60.51
COIMBATORE								0				
	111	METTUPPALAYAM	156733	117375	274108	106421	105283	0	211704	67.90	89.70	77.23
	116	SULUR	142595	136340	278935	107143	104346	0	211489	75.14	76.53	75.82
	117	KAVUNDAMPALAYAM	181899	173765	355664	149595	144982	0	294577	82.24	83.44	82.82
	118	COIMBATORE (NORTH)	160220	152893	313113	112819	108944	0	221763	70.42	71.26	70.83
	119	THONDAMUTHUR	148710	142605	291315	107620	105534	0	213154	72.37	74.00	73.17
	120	COIMBATORE (SOUTH)	122998	124313	247311	100697	99467	0	200164	81.87	80.01	80.94
	121	SINGANALLUR	168183	159436	327619	116422	113844	0	230266	69.22	71.40	70.28
	122	KINATHUKADAVU	190852	161420	352272	107588	106914	0	214502	56.37	66.23	60.89
	123	POLLACHI	113479	113378	226857	88322	88695	0	177017	77.83	78.23	78.03
	124	VALPARAI (SC)	102474	103381	205855	80207	81862	0	162069	78.27	79.18	78.73
	Total		1488143	1384906	2873049	1076834	1059871	0	2136705	72.36	76.53	74.37
DINDIGUL								0				
	127	PALANI	151239	150420	301659	105498	104273	0	209771	69.76	69.32	69.54
	128	ODDANCHATRAM	145141	145650	290791	98244	97671	0	195915	67.69	67.06	67.37
	129	ATHOOR	158096	160881	318977	112238	114150	0	226388	70.99	70.95	70.97
	130	NILAKKOTTAI (SC)	133454	133892	267346	90887	90250	0	181137	68.10	67.41	67.75
	131	NATHAM	153858	154368	308226	104017	103249	0	207266	67.61	66.88	67.24
	132	DINDIGUL	133249	133764	267013	95644	96431	2	192077	71.78	72.09	71.94
	133	VEDASANDUR	155210	155735	310945	105933	105563	0	211496	68.25	67.78	68.02
	Total		1030247	1034710	2064957	712461	711587	2	1424050	69.15	68.77	68.96

Name of District	Assembly Constituency		Total Population (Projected for 2010)			Electors as per final roll used for GETNLA, 2011 (inclusive of Supplement II)				Ratio of Electors to Population		
	No	Name	Male	Female	Total	Male	Female	Others	Total	Male	Female	Total
(1)	(2)	(3)	(4)	(5)	(6)	(7)	(8)	(9)	(10)	(11)	(12)	(13)
KARUR												
	134	ARAVAKURICHI	113233	117644	230877	84190	86274	0	170464	74.35	73.33	73.83
	135	KARUR	128197	127896	256093	94805	99404	0	194209	73.95	77.72	75.84
	136	KRISHNARAYAPURAM (SC)	125805	127320	253125	87174	87571	27	174772	69.29	68.78	69.05
	137	KULITHALAI	132126	132530	264656	89533	90091	0	179624	67.76	67.98	67.87
		Total	499361	505390	1004751	355702	363340	27	719069	71.23	71.89	71.57
TIRUCHIRAPPALLI												
	138	MANAPPARAI	164402	165142	329544	108490	107688	0	216178	65.99	65.21	65.60
	139	SRIRANGAM	160938	161572	322510	110308	110644	10	220962	68.54	68.48	68.51
	140	TIRUCHIRAPPALLI (WEST)	156474	157206	313680	101552	104042	4	205598	64.90	66.18	65.54
	141	TIRUCHIRAPPALLI (EAST)	156331	153411	309742	99952	100925	22	200899	63.94	65.79	64.86
	142	THIRUVERUMBUR	142522	141126	283648	105510	103549	23	209082	74.03	73.37	73.71
	143	LALGUDI	127600	130338	257938	86465	88265	5	174735	67.76	67.72	67.74
	144	MANACHANALLUR	127929	129328	257257	92772	93151	2	185925	72.52	72.03	72.27
	145	MUSIRI	135251	134133	269384	92394	92319	0	184713	68.31	68.83	68.57
	146	THURAIYUR (SC)	126283	126887	253170	89696	91159	0	180855	71.03	71.84	71.44
		Total	1297730	1299143	2596873	887139	891742	66	1778947	68.36	68.64	68.50
PERAMBALUR												
	147	PERAMBALUR (SC)	169453	167501	336954	112188	116147	8	228343	66.21	69.34	67.77
	148	KUNNAM	145940	149930	295870	105238	107447	7	212692	72.11	71.66	71.89
		Total	315393	317431	632824	217426	223594	15	441035	68.94	70.44	69.69

(1)	(2)	(3)	(4)	(5)	(6)	(7)	(8)	(9)	(10)	(11)	(12)	(13)
ARIYALUR												
149	ARIYALUR		157393	158455	315848	108636	110039	0	218675	69.02	69.44	69.23
150	JAYANKONDAM		163762	164511	328273	108081	107639	0	215720	66.00	65.43	65.71
	Total		321155	322966	644121	216717	217678	0	434395	67.48	67.40	67.44
CUDDALORE												
151	TITTAKUDI (SC)		122341	123726	246067	88711	87013	0	175724	72.51	70.33	71.41
152	VRIDDHACHALAM		148008	145674	293682	100054	95780	5	195839	67.60	65.75	66.68
153	NEYVELI		144316	138096	282412	85486	80591	0	166077	59.24	58.36	58.81
154	PANRUTI		146392	145366	291758	97252	96634	0	193886	66.43	66.48	66.45
155	CUDDALORE		152714	150431	303145	90834	91012	0	181846	59.48	60.50	59.99
156	KURINJIPADI		126508	122889	249397	93381	88500	0	181881	73.81	72.02	72.93
157	BHUVANAGIRI		145416	142524	287940	105864	101605	0	207469	72.80	71.29	72.05
158	CHIDAMBARAM		118601	121973	240574	96560	94839	0	191399	81.42	77.75	79.56
159	KATTUMANNARKOIL (SC)		130576	128533	259109	94158	87838	0	181996	72.11	68.34	70.24
	Total		1234872	1219212	2454084	852300	823812	5	1676117	69.02	67.57	68.30
NAGAPATTINAM												
160	SIRKAZHI (SC)		136503	135535	272038	98295	96449	0	194744	72.01	71.16	71.59
161	MAYILADUTHURAI		158131	157615	315746	93889	90970	0	184859	59.37	57.72	58.55
162	POOMPUHAR		164913	162353	327266	107702	104323	0	212025	65.31	64.26	64.79
163	NAGAPATTINAM		113436	115351	228787	75241	76569	0	151810	66.33	66.38	66.35
164	KILVELUR (SC)		102791	102418	205209	70798	70333	0	141131	68.88	68.67	68.77
165	VEDARANYAM		123615	126073	249688	77047	77908	0	154955	62.33	61.80	62.06
	Total		799389	799345	1598734	522972	516552	0	1039524	65.42	64.62	65.02

Name of District	Assembly Constituency		Total Population (Projected for 2010)			Electors as per final roll used for GETNLA, 2011 (inclusive of Supplement II)				Ratio of Electors to Population		
	No	Name	Male	Female	Total	Male	Female	Others	Total	Male	Female	Total
(1)	(2)	(3)	(4)	(5)	(6)	(7)	(8)	(9)	(10)	(11)	(12)	(13)
THIRUVARUR												
	166	THIRUTHURAIPOONDI (SC)	144212	149090	293302	97018	96654	0	193672	67.27	64.83	66.03
	167	MANNARGUDI	151233	153117	304350	102957	102378	0	205335	68.08	66.86	67.47
	168	THIRUVARUR	158956	160538	319494	104822	104511	4	209337	65.94	65.10	65.52
	169	NANNILAM	169094	169556	338650	112282	106382	0	218664	66.40	62.74	64.57
		Total	623495	632301	1255796	417079	409925	4	827008	66.89	64.83	65.86
THANJAVUR												
	170	THIRUVIDAIMARUDUR (SC)	153129	153282	306411	100487	96099	0	196586	65.62	62.69	64.16
	171	KUMBAKONAM	161030	160869	321899	100582	99683	0	200265	62.46	61.97	62.21
	172	PAPANASAM	151932	155729	307661	99267	98784	0	198051	65.34	63.43	64.37
	173	THIRUVAIYARU	153087	154005	307092	103797	103295	0	207092	67.80	67.07	67.44
	174	THANJAVUR	153023	155013	308036	99424	102346	0	201770	64.97	66.02	65.50
	175	ORATHANADU	137024	141272	278296	96550	96402	0	192952	70.46	68.24	69.33
	176	PATTUKKOTTAI	140352	146527	286879	90672	96921	0	187593	64.60	66.15	65.39
	177	PERAVURANI	130871	132573	263444	86081	87192	0	173273	65.78	65.77	65.77
		Total	1180448	1199270	2379718	776860	780722	0	1557582	65.81	65.10	65.45
PUDUKKOTTAI												
	178	GANDHARVAKOTTAI (SC)	124101	124415	248516	78486	74120	0	152606	63.24	59.57	61.41
	179	VIRALIMALAI	130071	133637	263708	81085	79296	0	160381	62.34	59.34	60.82
	180	PUDUKKOTTAI	153646	156210	309856	88636	88703	5	177344	57.69	56.78	57.23
	181	THIRUMAYAM	132027	137957	269984	83619	88266	0	171885	63.33	63.98	63.66

(1)	(2)	(3)	(4)	(5)	(6)	(7)	(8)	(9)	(10)	(11)	(12)	(13)
182	ALANGUDI		113514	120795	234309	84303	84333	0	168636	74.27	69.81	71.97
183	ARANTHANGI		111432	129534	240966	84792	85739	0	170531	76.09	66.19	70.77
	Total		764791	802548	1567339	500921	500457	5	1001383	65.50	62.36	63.89
SIVAGANGA												
184	KARAIKUDI		180896	189218	370114	112451	114257	0	226708	62.16	60.38	61.25
185	TIRUPPATTUR		139603	145540	285143	107744	110569	0	218313	77.18	75.97	76.56
186	SIVAGANGA		146544	151820	298364	105862	107323	0	213185	72.24	70.69	71.45
187	MANAMADURAI (SC)		142053	144961	287014	105213	105022	0	210235	74.07	72.45	73.25
	Total		609096	631539	1240635	431270	437171	0	868441	70.80	69.22	70.00
MADURAI												
188	MELUR		124915	126003	250918	98740	99671	0	198411	79.05	79.10	79.07
189	MADURAI EAST		172228	162326	334554	116359	116432	0	232791	67.56	71.73	69.58
190	SHOLAVANDAN (SC)		125103	122077	247180	87088	86790	0	173878	69.61	71.09	70.34
191	MADURAI NORTH		145786	142514	288300	97149	98217	0	195366	66.64	68.92	67.76
192	MADURAI SOUTH		117609	113765	231374	89458	89181	0	178639	76.06	78.39	77.21
193	MADURAI CENTRAL		116257	110127	226384	95969	96605	0	192574	82.55	87.72	85.07
194	MADURAI WEST		150074	140038	290112	108137	105931	0	214068	72.06	75.64	73.79
195	THIRUPARANKUNDRAM		168104	160244	328348	107469	105895	0	213364	63.93	66.08	64.98
196	THIRUMANGALAM		146098	143953	290051	109395	112401	0	221796	74.88	78.08	76.47
197	USILAMPATTI		148509	132774	281283	108431	106939	0	215370	73.01	80.54	76.57
	Total		1414683	1353821	2768504	1018195	1018062	0	2036257	71.97	75.20	73.55
THENI												
198	ANDIPATTI		132641	138609	271250	103921	103863	0	207784	78.35	74.93	76.60
199	PERIYAKULAM (SC)		150312	157074	307386	100762	101139	6	201907	67.04	64.39	65.69
200	BODINAYAKANUR		150215	156973	307188	103314	102965	0	206279	68.78	65.59	67.15
201	CUMBUM		141259	147614	288873	106846	108773	0	215619	75.64	73.69	74.64
	Total		574427	600270	1174697	414843	416740	6	831589	72.22	69.43	70.79

Name of District		Total Population (Projected for 2010)			Electors as per final roll used for GETNLA, 2011 (inclusive of Supplement II)				Ratio of Electors to Population			
No	Name	Male	Female	Total	Male	Female	Others	Total	Male	Female	Total	
(1)	(2)	(3)	(4)	(5)	(6)	(7)	(8)	(9)	(10)	(11)	(12)	(13)
VIRUDHUNAGAR												
202	RAJAPALAYAM	130578	131787	262365	92240	93196	1	185437	70.64	70.72	70.68	
203	SRIVILLIPUTHUR (SC)	112777	112680	225457	95081	96226	1	191308	84.31	85.40	84.85	
204	SATTUR	156491	160332	316823	91342	93768	0	185110	58.37	58.48	58.43	
205	SIVAKASI	139863	140293	280156	90360	91692	3	182055	64.61	65.36	64.98	
206	VIRUDHUNAGAR	129187	132235	261422	84730	85263	14	170007	65.59	64.48	65.03	
207	ARUPPUKOTTAI	123551	129296	252847	87934	91154	1	179089	71.17	70.50	70.83	
208	TIRUCHULI	139429	142070	281499	87969	89450	1	177420	63.09	62.96	63.03	
Total		931876	948693	1880569	629656	640749	21	1270426	67.57	67.54	67.56	
RAMANATHAPURAM												
							0	0	0			
209	PARAMAKUDI (SC)	146350	157748	304098	102433	102652	15	205100	69.99	65.07	67.45	
210	TIRUVADANAI	126751	189468	316219	109264	108521	8	217793	86.20	57.28	68.87	
211	RAMANATHAPURAM	168746	173755	342501	113325	112775	5	226105	67.16	64.90	66.02	
212	MUDHUKULATHUR	153728	158718	312446	129198	127508	7	256713	84.04	80.34	82.16	
Total		595575	679689	1275264	454220	451456	35	905711	76.27	66.42	71.02	
THOOTHUKKUDI												
213	VILATHIKULAM	126753	131771	258524	87483	87508	0	174991	69.02	66.41	67.69	
214	THOOTHUKKUDI	160965	158901	319866	106494	105975	0	212469	66.16	66.69	66.42	
215	TIRUCHENDUR	128949	144864	273813	92403	97548	0	189951	71.66	67.34	69.37	
216	SRIVAİKUNTAM	124581	139920	264501	85558	90101	0	175659	68.68	64.39	66.41	
217	OTTAPIDARAM (SC)	139157	140078	279235	83967	82910	0	166877	60.34	59.19	59.76	
218	KOVILPATTI	143585	148801	292386	89920	90513	0	180433	62.62	60.83	61.71	
Total		823990	864335	1688325	545825	554555	0	1100380	66.24	64.16	65.18	

(1)	(2)	(3)	(4)	(5)	(6)	(7)	(8)	(9)	(10)	(11)	(12)	(13)
TIRUNELVELI												
219	SANKARANKOVIL (SC)		109671	112232	221903	95393	95253	0	190646	86.98	84.87	85.91
220	VASUDEVANALLUR (SC)		107342	115192	222534	93420	92020	0	185440	87.03	79.88	83.33
221	KADAYANALLUR		146358	148147	294505	108441	106212	1	214654	74.09	71.69	72.89
222	TENKASI		124065	128273	252338	107777	107350	1	215128	86.87	83.69	85.25
223	ALANGULAM		129090	135613	264703	100375	103356	0	203731	77.76	76.21	76.97
224	TIRUNELVELI		158753	157280	316033	102880	102112	6	204998	64.81	64.92	64.87
225	AMBASAMUDRAM		228551	238327	466878	96156	97396	0	193552	42.07	40.87	41.46
226	PALAYAMKOTTAI		148951	156726	305677	98676	99003	2	197681	66.25	63.17	64.67
227	NANGUNERI		155251	160162	315413	95159	95459	0	190618	61.29	59.60	60.43
228	RADHAPURAM		126444	138623	265067	97996	96985	0	194981	77.50	69.96	73.56
Total			1434476	1490575	2925051	996273	995146	10	1991429	69.45	66.76	68.08
KANNIYAKUMARI												
229	KANNIYAKUMARI		173425	178318	351743	120364	117045	22	237431	69.40	65.64	67.50
230	NAGERCOIL		154594	160126	314720	105397	104158	4	209559	68.18	65.05	66.59
231	COLACHAL		125984	130330	256314	115859	109976	4	225839	91.96	84.38	88.11
232	PADMANABHAPURAM		153853	163265	317118	104828	100728	9	205565	68.14	61.70	64.82
233	VILAVANCODE		133454	137253	270707	103544	102585	12	206141	77.59	74.74	76.15
234	KILLIYOOR		145412	143731	289143	107950	103932	8	211890	74.24	72.31	73.28
Total			886722	913023	1799745	657942	638424	59	1296425	74.20	69.92	72.03
GRAND TOTAL			33813107	33198891	67011999	23655187	23393226	1439	47049852	69.96	70.46	70.21

District Age-Cohort Wise Elector Information

STATE : **TAMILNADU**Name of District : **THIRUVALLUR**

Year of Revision

2011

District Population in numbers (projected upto the year 2010 [X])

2958092

District Population of 18+ only (projected upto year of current revision) [Y]

2122945

<i>Age Cohort</i>	<i>Projected Census Population in age cohort (projected up to the year 2010)</i>	<i>%age of (2) to 'X' i.e. total projected Population as per census</i>	<i>Electors as per final roll used for GETNLA - 2011</i>	<i>%age of (4) to 'X' i.e. total population as per voter roll</i>	<i>% age of (4) to 'Y' i.e. registered voters vs eligible voters</i>	<i>Difference between % of projected popln. & electorate in particular age-cohort</i>
(1)	(2)	(3)	(4)	(5)	(6)	(7)
18-19	126302	4.27	45912	1.55	2.16	2.72
20-24	326828	11.05	229365	7.75	10.80	3.30
25-29	323794	10.95	347374	11.74	16.36	-0.79
30-39	514809	17.40	651499	22.02	30.69	-4.62
40-49	368456	12.46	503960	17.04	23.74	-4.58
50-59	232841	7.87	332102	11.23	15.64	-3.36
60-69	146028	4.94	191392	6.47	9.02	-1.53
70-79	61770	2.09	78314	2.65	3.69	-0.56
80+	22117	0.75	19743	0.67	0.93	0.08
District Total	2122945	71.77	2399661	81.12	113.03	-9.35

(1)	(2)	(3)	(4)	(5)	(6)	(7)
Name of District: CHENNAI		Year of Revision		2011		
District Population in numbers (projected upto the year 2010) [X]				4664259		
District Population of 18+ only (projected upto year of current revision) [Y]				3426368		
18-19	190594	4.09	59111	1.27	1.73	2.82
20-24	524414	11.24	286809	6.15	8.37	5.09
25-29	515776	11.06	462119	9.91	13.49	1.15
30-39	826020	17.71	829655	17.79	24.21	-0.08
40-49	585788	12.56	655300	14.05	19.13	-1.49
50-59	376917	8.08	442063	9.48	12.90	-1.40
60-69	247422	5.30	266817	5.72	7.79	-0.42
70-79	113422	2.43	128816	2.76	3.76	-0.33
80+	46015	0.99	40896	0.88	1.19	0.11
District Total	3426368	73.46	3171586	68.00	92.56	5.46
Name of District: KANCHEEPURAM		Year of Revision		2011		
District Population in numbers (projected upto the year 2010) [X]				3089863		
District Population of 18+ only (projected upto year of current revision) [Y]				2213602		
18-19	135469	4.38	46255	1.50	2.09	2.88
20-24	335062	10.84	254648	8.24	11.50	2.60
25-29	323548	10.47	377937	12.23	17.07	-1.76
30-39	518573	16.78	694583	22.48	31.38	-5.70
40-49	379680	12.29	515690	16.69	23.30	-4.40
50-59	250059	8.09	348283	11.27	15.73	-3.18
60-69	169117	5.47	215319	6.97	9.73	-1.50
70-79	74908	2.42	93004	3.01	4.20	-0.59
80+	27186	0.88	25287	0.82	1.14	0.06
District Total	2213602	71.64	2571006	83.21	116.15	-11.57

<i>Age Cohort</i>	<i>Projected Census Population in age cohort (projected up to the year 2010)</i>	<i>%age of (2) to 'X' i.e. total projected Population as per census</i>	<i>Electors as per final roll used for GETNLA - 2011</i>	<i>%age of (4) to 'X' i.e. total population as per voter roll</i>	<i>% age of (4) to 'Y' i.e. registered voters vs eligible voters</i>	<i>Difference between % of projected popln. & electorate in particular age-cohort</i>
(1)	(2)	(3)	(4)	(5)	(6)	(7)
Name of District: VELLORE			Year of Revision	2011		
District Population in numbers (projected upto the year 2010) [X]				3733988		
District Population of 18+ only (projected upto year of current revision) [Y]				2387682		
18-19	63519	1.70	46072	1.23	1.93	0.47
20-24	220528	5.91	241898	6.48	10.13	-0.57
25-29	334939	8.97	326790	8.75	13.69	0.22
30-39	604242	16.18	636849	17.06	26.67	-0.88
40-49	484514	12.98	512790	13.73	21.48	-0.75
50-59	339934	9.10	357512	9.57	14.97	-0.47
60-69	215211	5.76	225215	6.03	9.43	-0.27
70-79	96551	2.59	104392	2.80	4.37	-0.21
80+	28244	0.76	31104	0.83	1.30	-0.07
District Total	2387682	63.94	2482622	66.49	103.98	-2.55

(1)	(2)	(3)	(4)	(5)	(6)	(7)
Name of District: KRISHNAGIRI		Year of Revision		2011		
District Population in numbers (projected upto the year 2010) [X]				1677304		
District Population of 18+ only (projected upto year of current revision) [Y]				1179260		
18-19	26104	1.56	23118	1.38	1.96	0.18
20-24	107088	6.38	127094	7.58	10.78	-1.20
25-29	168080	10.02	172867	10.31	14.66	-0.29
30-39	303044	18.07	302189	18.02	25.63	0.05
40-49	246845	14.72	238065	14.19	20.19	0.53
50-59	160114	9.55	159168	9.49	13.50	0.06
60-69	96349	5.74	94741	5.65	8.03	0.09
70-79	49175	2.93	45532	2.71	3.86	0.22
80+	22461	1.34	15399	0.92	1.31	0.42
District Total	1179260	70.31	1178173	70.24	99.91	0.07
Name of District: DHARMAPURI		Year of Revision		2011		
District Population in numbers (projected upto the year 2010) [X]				1389828		
District Population of 18+ only (projected upto year of current revision) [Y]				942648		
18-19	57418	4.13	20355	1.46	2.16	2.67
20-24	133946	9.64	92252	6.64	9.79	3.00
25-29	137168	9.87	132939	9.57	14.10	0.30
30-39	229720	16.53	253373	18.23	26.88	-1.70
40-49	164794	11.86	210188	15.12	22.30	-3.26
50-59	101848	7.33	138383	9.96	14.68	-2.63
60-69	71553	5.15	84997	6.12	9.02	-0.97
70-79	33162	2.39	42905	3.09	4.55	-0.70
80+	13039	0.94	12864	0.93	1.36	0.01
District Total	942648	67.82	988256	71.11	104.84	-3.29

<i>Age Cohort</i>	<i>Projected Census Population in age cohort (projected up to the year 2010)</i>	<i>%age of (2) to 'X' i.e. total projected Population as per census</i>	<i>Electors as per final roll used for GETNLA - 2011</i>	<i>%age of (4) to 'X' i.e. total population as per voter roll</i>	<i>% age of (4) to 'Y' i.e. registered voters vs eligible voters</i>	<i>Difference between % of projected popln. & electorate in particular age-cohort</i>
(1)	(2)	(3)	(4)	(5)	(6)	(7)
Name of District: TIRUVANNAMALAI		Year of Revision		2011		
District Population in numbers (projected upto the year 2010) [X]				2347488		
District Population of 18+ only (projected upto year of current revision) [Y]				1631356		
18-19	106533	4.54	39403	1.68	2.42	2.86
20-24	230109	9.80	156676	6.67	9.60	3.13
25-29	212467	9.05	215615	9.18	13.22	-0.13
30-39	353836	15.07	401778	17.12	24.63	-2.05
40-49	287201	12.23	314838	13.41	19.30	-1.18
50-59	203411	8.67	235594	10.04	14.44	-1.37
60-69	148083	6.31	161311	6.87	9.89	-0.56
70-79	66873	2.85	81038	3.45	4.97	-0.60
80+	22844	0.97	23397	1.00	1.43	-0.03
District Total	1631356	69.49	1629650	69.42	99.90	0.07

(1)	(2)	(3)	(4)	(5)	(6)	(7)
Name of District: VILUPPURAM		Year of Revision		2011		
District Population in numbers (projected upto the year 2010) [X]				3178886		
District Population of 18+ only (projected upto year of current revision) [Y]				2168132		
18-19	145718	4.58	45024	1.42	2.08	3.16
20-24	313016	9.85	228940	7.20	10.56	2.65
25-29	295871	9.31	309873	9.75	14.29	-0.44
30-39	482615	15.18	566428	17.82	26.13	-2.64
40-49	379053	11.92	441216	13.88	20.35	-1.96
50-59	261763	8.23	311643	9.80	14.37	-1.57
60-69	185040	5.82	207556	6.53	9.57	-0.71
70-79	78856	2.48	98196	3.09	4.53	-0.61
80+	26200	0.82	26233	0.83	1.21	-0.01
District Total	2168132	68.20	2235109	70.31	103.09	-2.11
Name of District: SALEM		Year of Revision		2011		
District Population in numbers (projected upto the year 2010) [X]				3238991		
District Population of 18+ only (projected upto year of current revision) [Y]				2393040		
18-19	134184	4.14	40862	1.26	1.71	2.88
20-24	318901	9.85	199576	6.16	8.34	3.69
25-29	328659	10.15	305382	9.43	12.76	0.72
30-39	567289	17.51	579630	17.90	24.22	-0.39
40-49	436007	13.46	492782	15.21	20.59	-1.75
50-59	290382	8.97	344214	10.63	14.38	-1.66
60-69	195008	6.02	221495	6.84	9.26	-0.82
70-79	88304	2.73	102225	3.16	4.27	-0.43
80+	34306	1.06	27961	0.86	1.17	0.20
District Total	2393040	73.88	2314127	71.45	96.70	2.43

<i>Age Cohort</i>	<i>Projected Census Population in age cohort (projected up to the year 2010)</i>	<i>%age of (2) to 'X' i.e. total projected Population as per census</i>	<i>Electors as per final roll used for GETNLA - 2011</i>	<i>%age of (4) to 'X' i.e. total population as per voter roll</i>	<i>% age of (4) to 'Y' i.e. registered voters vs eligible voters</i>	<i>Difference between % of projected popln. & electorate in particular age-cohort</i>
(1)	(2)	(3)	(4)	(5)	(6)	(7)
Name of District: NAMAKKAL			Year of Revision			
						2011
District Population in numbers (projected upto the year 2010) [X]						1603699
District Population of 18+ only (projected upto year of current revision) [Y]						1209275
18-19	62384	3.89	21356	1.33	1.77	2.56
20-24	152055	9.48	93981	5.86	7.77	3.62
25-29	153915	9.60	131646	8.21	10.89	1.39
30-39	273943	17.08	277067	17.28	22.91	-0.20
40-49	225911	14.09	246991	15.40	20.42	-1.31
50-59	161375	10.06	183924	11.47	15.21	-1.41
60-69	110200	6.87	126827	7.91	10.49	-1.04
70-79	50792	3.17	58073	3.62	4.80	-0.45
80+	18700	1.17	14611	0.91	1.21	0.26
District Total	1209275	75.41	1154476	71.99	95.47	3.42

(1)	(2)	(3)	(4)	(5)	(6)	(7)
Name of District: ERODE		Year of Revision		2011		
District Population in numbers (projected upto the year 2010) [X]				2215667		
District Population of 18+ only (projected upto year of current revision) [Y]				1726237		
18-19	82786	3.74	19732	0.89	1.14	2.85
20-24	206150	9.30	103738	4.68	6.01	4.62
25-29	215267	9.72	164043	7.40	9.50	2.32
30-39	393572	17.76	365812	16.51	21.19	1.25
40-49	327432	14.78	336894	15.21	19.52	-0.43
50-59	234912	10.60	254276	11.48	14.73	-0.88
60-69	159128	7.18	167787	7.57	9.72	-0.39
70-79	77053	3.48	78479	3.54	4.55	-0.06
80+	29937	1.35	21895	0.99	1.27	0.36
District Total	1726237	77.91	1512656	68.27	87.63	9.64
Name of District: TIRUPPUR		Year of Revision		2011		
District Population in numbers (projected upto the year 2010) [X]				2270501		
District Population of 18+ only (projected upto year of current revision) [Y]				1600092		
18-19	50628	2.23	18620	0.82	1.16	1.41
20-24	170991	7.53	102073	4.50	6.38	3.03
25-29	224332	9.88	183608	8.09	11.47	1.79
30-39	406157	17.89	413191	18.20	25.82	-0.31
40-49	310005	13.65	362261	15.96	22.64	-2.31
50-59	207946	9.16	246268	10.85	15.39	-1.69
60-69	137524	6.06	161456	7.11	10.09	-1.05
70-79	65943	2.90	73062	3.22	4.57	-0.32
80+	26566	1.17	20309	0.89	1.27	0.28
District Total	1600092	70.47	1580848	69.63	98.80	0.84

<i>Age Cohort</i>	<i>Projected Census Population in age cohort (projected up to the year 2010)</i>	<i>%age of (2) to 'X' i.e. total projected Population as per census</i>	<i>Electors as per final roll used for GETNLA - 2011</i>	<i>%age of (4) to 'X' i.e. total population as per voter roll</i>	<i>% age of (4) to 'Y' i.e. registered voters vs eligible voters</i>	<i>Difference between % of projected popln. & electorate in particular age-cohort</i>
(1)	(2)	(3)	(4)	(5)	(6)	(7)
Name of District: NILGIRIS			Year of Revision	2011		
District Population in numbers (projected upto the year 2010) [X]				818397		
District Population of 18+ only (projected upto year of current revision) [Y]				598138		
18-19	35287	4.31	7690	0.94	1.29	3.37
20-24	87093	10.64	38061	4.65	6.36	5.99
25-29	84756	10.36	59156	7.23	9.89	3.13
30-39	146043	17.85	125692	15.36	21.01	2.49
40-49	114104	13.94	115119	14.07	19.25	-0.13
50-59	71464	8.73	82372	10.07	13.77	-1.34
60-69	39330	4.81	45596	5.57	7.62	-0.76
70-79	14999	1.83	17415	2.13	2.91	-0.30
80+	5062	0.62	4108	0.50	0.69	0.12
District Total	598138	73.09	495209	60.51	82.79	12.58

(1)	(2)	(3)	(4)	(5)	(6)	(7)
Name of District: COIMBATORE		Year of Revision		2011		
District Population in numbers (projected upto the year 2010) [X]				2873049		
District Population of 18+ only (projected upto year of current revision) [Y]				2069881		
18-19	114386	3.98	28726	1.00	1.39	2.98
20-24	273896	9.53	184350	6.42	8.91	3.11
25-29	289128	10.06	271097	9.44	13.10	0.62
30-39	487437	16.96	536087	18.66	25.90	-1.70
40-49	365865	12.73	467645	16.28	22.59	-3.55
50-59	244293	8.50	330697	11.51	15.98	-3.01
60-69	158647	5.52	202035	7.03	9.76	-1.51
70-79	74725	2.60	90373	3.15	4.37	-0.55
80+	61504	2.14	25695	0.89	1.24	1.25
District Total	2069881	72.02	2136705	74.37	103.23	-2.35
Name of District: DINDIGUL		Year of Revision		2011		
District Population in numbers (projected upto the year 2010) [X]				2064957		
District Population of 18+ only (projected upto year of current revision) [Y]				1499647		
18-19	86191	4.17	21212	1.03	1.41	3.14
20-24	195719	9.48	110777	5.36	7.39	4.12
25-29	203258	9.84	173543	8.40	11.57	1.44
30-39	349219	16.91	361005	17.48	24.07	-0.57
40-49	268578	13.01	314111	15.21	20.95	-2.20
50-59	193694	9.38	216438	10.48	14.43	-1.10
60-69	129956	6.29	147302	7.13	9.82	-0.84
70-79	53848	2.61	64196	3.11	4.28	-0.50
80+	19184	0.93	15466	0.75	1.03	0.18
District Total	1499647	72.62	1424050	68.96	94.96	3.66

<i>Age Cohort</i>	<i>Projected Census Population in age cohort (projected up to the year 2010)</i>	<i>%age of (2) to 'X' i.e. total projected Population as per census</i>	<i>Electors as per final roll used for GETNLA - 2011</i>	<i>%age of (4) to 'X' i.e. total population as per voter roll</i>	<i>% age of (4) to 'Y' i.e. registered voters vs eligible voters</i>	<i>Difference between % of projected popln. & electorate in particular age-cohort</i>
(1)	(2)	(3)	(4)	(5)	(6)	(7)
Name of District: KARUR			Year of Revision	2011		
District Population in numbers (projected upto the year 2010) [X]				1004751		
District Population of 18+ only (projected upto year of current revision) [Y]				758468		
18-19	37952	3.78	12826	1.28	1.69	2.50
20-24	94179	9.37	60079	5.98	7.92	3.39
25-29	96911	9.65	81436	8.11	10.74	1.54
30-39	171812	17.10	173617	17.28	22.89	-0.18
40-49	140116	13.95	155369	15.46	20.48	-1.51
50-59	105110	10.46	113920	11.34	15.02	-0.88
60-69	71106	7.08	80468	8.01	10.61	-0.93
70-79	30482	3.03	34379	3.42	4.53	-0.39
80+	10800	1.07	6975	0.69	0.92	0.38
District Total	758468	75.49	719069	71.57	94.81	3.92

(1)	(2)	(3)	(4)	(5)	(6)	(7)
Name of District: TIRUCHIRAPPALLI		Year of Revision		2011		
District Population in numbers (projected upto the year 2010) [X]				2596873		
District Population of 18+ only (projected upto year of current revision) [Y]				1897017		
18-19	113141	4.36	30224	1.16	1.59	3.20
20-24	260475	10.03	148710	5.73	7.84	4.30
25-29	247234	9.52	231785	8.93	12.22	0.59
30-39	432866	16.67	433543	16.69	22.85	-0.02
40-49	347092	13.37	375955	14.48	19.82	-1.11
50-59	243351	9.37	274988	10.59	14.50	-1.22
60-69	160006	6.16	180431	6.95	9.51	-0.79
70-79	69460	2.67	81136	3.12	4.28	-0.45
80+	23392	0.90	22175	0.85	1.17	0.05
District Total	1897017	73.05	1778947	68.50	93.78	4.55
Name of District: PERAMBALUR		Year of Revision		2011		
District Population in numbers (projected upto the year 2010) [X]				632824		
District Population of 18+ only (projected upto year of current revision) [Y]				452061		
18-19	32215	5.09	9545	1.51	2.11	3.58
20-24	57683	9.12	39381	6.22	8.71	2.90
25-29	58921	9.31	51818	8.19	11.46	1.12
30-39	100893	15.94	108738	17.18	24.05	-1.24
40-49	81062	12.81	91883	14.52	20.33	-1.71
50-59	58737	9.28	66324	10.48	14.67	-1.20
60-69	40854	6.46	46096	7.28	10.20	-0.82
70-79	16469	2.60	21731	3.43	4.81	-0.83
80+	5227	0.83	5519	0.87	1.22	-0.04
District Total	452061	71.44	441035	69.69	97.56	1.75

<i>Age Cohort</i>	<i>Projected Census Population in age cohort (projected up to the year 2010)</i>	<i>%age of (2) to 'X' i.e. total projected Population as per census</i>	<i>Electors as per final roll used for GETNLA - 2011</i>	<i>%age of (4) to 'X' i.e. total population as per voter roll</i>	<i>% age of (4) to 'Y' i.e. registered voters vs eligible voters</i>	<i>Difference between % of projected popln. & electorate in particular age-cohort</i>
(1)	(2)	(3)	(4)	(5)	(6)	(7)
Name of District: ARIYALUR			Year of Revision	2011		
District Population in numbers (projected upto the year 2010) [X]				644121		
District Population of 18+ only (projected upto year of current revision) [Y]				527824		
18-19	30822	4.79	8097	1.26	1.53	3.53
20-24	67528	10.48	41100	6.38	7.79	4.10
25-29	72575	11.27	49345	7.66	9.35	3.61
30-39	122827	19.07	105937	16.45	20.07	2.62
40-49	93288	14.48	92467	14.36	17.52	0.12
50-59	66989	10.40	64154	9.96	12.15	0.44
60-69	47875	7.43	44634	6.93	8.46	0.50
70-79	19735	3.06	22908	3.56	4.34	-0.50
80+	6186	0.96	5753	0.89	1.09	0.07
District Total	527824	81.94	434395	67.44	82.30	14.50

(1)	(2)	(3)	(4)	(5)	(6)	(7)
Name of District: CUDDALLORE		Year of Revision		2011		
District Population in numbers (projected upto the year 2010) [X]				2454084		
District Population of 18+ only (projected upto year of current revision) [Y]				1719090		
18-19	109274	4.45	38425	1.57	2.24	2.88
20-24	242580	9.88	147531	6.01	8.58	3.87
25-29	243170	9.91	211535	8.62	12.31	1.29
30-39	407268	16.60	432045	17.61	25.13	-1.01
40-49	305003	12.43	359885	14.66	20.93	-2.23
50-59	201237	8.20	246473	10.04	14.34	-1.84
60-69	135368	5.52	151821	6.19	8.83	-0.67
70-79	56147	2.29	70775	2.88	4.12	-0.59
80+	19043	0.78	17627	0.72	1.03	0.06
District Total	1719090	70.05	1676117	68.30	97.50	1.75
Name of District: NAGAPATTINAM		Year of Revision		2011		
District Population in numbers (projected upto the year 2010) [X]				1598734		
District Population of 18+ only (projected upto year of current revision) [Y]				1120870		
18-19	71748	4.49	19020	1.19	1.70	3.30
20-24	154699	9.68	90147	5.64	8.04	4.04
25-29	145338	9.09	134681	8.42	12.02	0.67
30-39	254995	15.95	258235	16.15	23.04	-0.20
40-49	203680	12.74	219122	13.71	19.55	-0.97
50-59	137235	8.58	159208	9.96	14.20	-1.38
60-69	95475	5.97	101747	6.36	9.08	-0.39
70-79	42433	2.65	45540	2.85	4.06	-0.20
80+	15267	0.95	11824	0.74	1.05	0.21
District Total	1120870	70.11	1039524	65.02	92.74	5.09

<i>Age Cohort</i>	<i>Projected Census Population in age cohort (projected up to the year 2010)</i>	<i>%age of (2) to 'X' i.e. total projected Population as per census</i>	<i>Electors as per final roll used for GETNLA - 2011</i>	<i>%age of (4) to 'X' i.e. total population as per voter roll</i>	<i>% age of (4) to 'Y' i.e. registered voters vs eligible voters</i>	<i>Difference between % of projected popln. & electorate in particular age-cohort</i>
(1)	(2)	(3)	(4)	(5)	(6)	(7)
Name of District: TIRUVARUR		Year of Revision		2011		
District Population in numbers (projected upto the year 2010) [X]				1255796		
District Population of 18+ only (projected upto year of current revision) [Y]				898126		
18-19	55528	4.42	14045	1.12	1.56	3.30
20-24	122364	9.74	67845	5.40	7.55	4.34
25-29	118145	9.41	98151	7.82	10.93	1.59
30-39	208888	16.63	202653	16.14	22.56	0.49
40-49	166188	13.23	180344	14.36	20.08	-1.13
50-59	111920	8.91	130865	10.42	14.57	-1.51
60-69	74321	5.92	85811	6.83	9.55	-0.91
70-79	30630	2.44	37887	3.02	4.22	-0.58
80+	10142	0.81	9407	0.75	1.05	0.06
District Total	898126	71.52	827008	65.86	92.08	5.66

(1)	(2)	(3)	(4)	(5)	(6)	(7)
Name of District: THANAJAVUR			Year of Revision	2011		
District Population in numbers (projected upto the year 2010) [X]				2379718		
District Population of 18+ only (projected upto year of current revision) [Y]				1715512		
18-19	105021	4.41	27530	1.16	1.60	3.25
20-24	235759	9.91	130623	5.49	7.61	4.42
25-29	228848	9.62	182143	7.65	10.62	1.97
30-39	398070	16.73	382655	16.08	22.31	0.65
40-49	311182	13.08	339895	14.28	19.81	-1.20
50-59	211458	8.89	245073	10.30	14.29	-1.41
60-69	143633	6.04	158238	6.65	9.22	-0.61
70-79	61346	2.58	72462	3.04	4.22	-0.46
80+	20195	0.85	18963	0.80	1.11	0.05
District Total	1715512	72.09	1557582	65.45	90.79	6.64
Name of District: PUDUKOTTAI			Year of Revision	2011		
District Population in numbers (projected upto the year 2010) [X]				1567339		
District Population of 18+ only (projected upto year of current revision) [Y]				1101085		
18-19	70996	4.53	16970	1.08	1.54	3.45
20-24	160402	10.23	79188	5.05	7.19	5.18
25-29	150284	9.59	120964	7.72	10.99	1.87
30-39	246877	15.75	257152	16.41	23.35	-0.66
40-49	192898	12.31	211110	13.47	19.17	-1.16
50-59	137837	8.79	150088	9.58	13.63	-0.79
60-69	91941	5.87	106187	6.77	9.64	-0.90
70-79	36924	2.36	47605	3.04	4.32	-0.68
80+	12926	0.82	12119	0.77	1.10	0.05
District Total	1101085	70.25	1001383	63.89	90.95	6.36

<i>Age Cohort</i>	<i>Projected Census Population in age cohort (projected up to the year 2010)</i>	<i>%age of (2) to 'X' i.e. total projected Population as per census</i>	<i>Electors as per final roll used for GETNLA - 2011</i>	<i>%age of (4) to 'X' i.e. total population as per voter roll</i>	<i>% age of (4) to 'Y' i.e. registered voters vs eligible voters</i>	<i>Difference between % of projected popln. & electorate in particular age-cohort</i>
(1)	(2)	(3)	(4)	(5)	(6)	(7)
Name of District: SIVAGANGAI		Year of Revision		2011		
District Population in numbers (projected upto the year 2010) [X]				1240635		
District Population of 18+ only (projected upto year of current revision) [Y]				887238		
18-19	55044	4.44	16578	1.34	1.87	3.10
20-24	119263	9.61	68245	5.50	7.69	4.11
25-29	113775	9.17	101098	8.15	11.39	1.02
30-39	191426	15.43	221535	17.86	24.97	-2.43
40-49	157324	12.68	180180	14.52	20.31	-1.84
50-59	117068	9.44	131864	10.63	14.86	-1.19
60-69	83884	6.76	93919	7.57	10.59	-0.81
70-79	36276	2.92	43986	3.55	4.96	-0.63
80+	13178	1.06	11036	0.89	1.24	0.17
District Total	887238	71.51	868441	70.00	97.88	1.51

(1)	(2)	(3)	(4)	(5)	(6)	(7)
Name of District: MADURAI		Year of Revision		2011		
District Population in numbers (projected upto the year 2010) [X]				2768504		
District Population of 18+ only (projected upto year of current revision) [Y]				1976598		
18-19	121002	4.37	43390	1.57	2.20	2.80
20-24	280250	10.12	210825	7.62	10.67	2.50
25-29	278526	10.06	289579	10.46	14.65	-0.40
30-39	456928	16.50	512041	18.50	25.91	-2.00
40-49	348732	12.60	416929	15.06	21.09	-2.46
50-59	238540	8.62	287924	10.40	14.57	-1.78
60-69	159823	5.77	181630	6.56	9.19	-0.79
70-79	67616	2.44	75760	2.74	3.83	-0.30
80+	25181	0.91	18179	0.66	0.92	0.25
District Total	1976598	71.40	2036257	73.55	103.02	-2.15
Name of District: THENI		Year of Revision		2011		
District Population in numbers (projected upto the year 2010) [X]				1174697		
District Population of 18+ only (projected upto year of current revision) [Y]				839105		
18-19	50014	4.26	11607	0.99	1.38	3.27
20-24	107434	9.15	70804	6.03	8.44	3.12
25-29	114597	9.76	104107	8.86	12.41	0.90
30-39	199364	16.97	211699	18.02	25.23	-1.05
40-49	149999	12.77	182760	15.56	21.78	-2.79
50-59	101700	8.66	124341	10.58	14.82	-1.92
60-69	72220	6.15	79531	6.77	9.48	-0.62
70-79	32342	2.75	36596	3.12	4.36	-0.37
80+	11435	0.97	10144	0.86	1.21	0.11
District Total	839105	71.43	831589	70.79	99.10	0.64

<i>Age Cohort</i>	<i>Projected Census Population in age cohort (projected up to the year 2010)</i>	<i>%age of (2) to 'X' i.e. total projected Population as per census</i>	<i>Electors as per final roll used for GETNLA - 2011</i>	<i>%age of (4) to 'X' i.e. total population as per voter roll</i>	<i>% age of (4) to 'Y' i.e. registered voters vs eligible voters</i>	<i>Difference between % of projected popln. & electorate in particular age-cohort</i>
(1)	(2)	(3)	(4)	(5)	(6)	(7)
Name of District: VIRUDHUNAGAR		Year of Revision		2011		
District Population in numbers (projected upto the year 2010) [X]				1880569		
District Population of 18+ only (projected upto year of current revision) [Y]				1336416		
18-19	84546	4.50	24610	1.31	1.84	3.19
20-24	185068	9.84	124338	6.61	9.30	3.23
25-29	182821	9.72	165606	8.81	12.39	0.91
30-39	308506	16.40	322715	17.16	24.15	-0.76
40-49	236078	12.55	269648	14.34	20.18	-1.79
50-59	163342	8.69	182084	9.68	13.62	-0.99
60-69	110853	5.89	118413	6.30	8.86	-0.41
70-79	48601	2.58	51045	2.71	3.82	-0.13
80+	16601	0.88	11967	0.64	0.90	0.24
DISTRICT TOTAL	1336416	71.06	1270426	67.56	95.06	3.50

(1)	(2)	(3)	(4)	(5)	(6)	(7)
Name of District: RAMANATHAPURAM			Year of Revision	2011		
District Population in numbers (projected upto the year 2010) [X]				1275264		
District Population of 18+ only (projected upto year of current revision) [Y]				880056		
18-19	59932	4.70	19649	1.54	2.23	3.16
20-24	125008	9.80	76382	5.99	8.68	3.81
25-29	116630	9.15	110474	8.66	12.55	0.49
30-39	195773	15.35	241237	18.92	27.41	-3.57
40-49	155021	12.16	190866	14.97	21.69	-2.81
50-59	107617	8.44	131800	10.34	14.98	-1.90
60-69	76585	6.01	86063	6.75	9.78	-0.74
70-79	32438	2.54	39470	3.10	4.48	-0.56
80+	11052	0.87	9770	0.77	1.11	0.10
DISTRICT TOTAL	880056	69.01	905711	71.02	102.92	-2.01
Name of District: THOOTHUKUDI			Year of Revision	2011		
District Population in numbers (projected upto the year 2010) [X]				1688325		
District Population of 18+ only (projected upto year of current revision) [Y]				1195436		
18-19	76986	4.56	19961	1.18	1.67	3.38
20-24	166350	9.85	100451	5.95	8.40	3.90
25-29	159038	9.42	137055	8.12	11.46	1.30
30-39	259801	15.39	272303	16.13	22.78	-0.74
40-49	205634	12.18	228950	13.56	19.15	-1.38
50-59	151682	8.98	161010	9.54	13.47	-0.56
60-69	107800	6.39	112343	6.65	9.40	-0.26
70-79	51014	3.02	54315	3.22	4.54	-0.20
80+	17131	1.01	13992	0.83	1.17	0.18
DISTRICT TOTAL	1195436	70.81	1100380	65.18	92.05	5.63

Age Cohort	Projected Census Population in age cohort (projected up to the year 2010)	%age of (2) to 'X' i.e. total projected Population as per census	Electors as per final roll used for GETNLA - 2011	%age of (4) to 'X' i.e. total population as per voter roll	% age of (4) to 'Y' i.e. registered voters vs eligible voters	Difference between % of projected popln. & electorate in particular age-cohort
	(1)	(2)	(3)	(4)	(5)	(6) (7)
Name of District: TIRUNELVELI		Year of Revision		2011		
District Population in numbers (projected upto the year 2010) [X]				2925051		
District Population of 18+ only (projected upto year of current revision) [Y]				2090778		
18-19	132487	4.53	35781	1.22	1.71	3.31
20-24	287240	9.82	172218	5.89	8.24	3.93
25-29	277448	9.49	249856	8.54	11.95	0.95
30-39	454019	15.52	497320	17.00	23.79	-1.48
40-49	367146	12.55	408024	13.95	19.52	-1.40
50-59	267601	9.15	297551	10.17	14.23	-1.02
60-69	185860	6.35	204053	6.98	9.76	-0.63
70-79	89086	3.05	98643	3.37	4.72	-0.32
80+	29891	1.02	27983	0.96	1.34	0.06
DISTRICT TOTAL	2090778	71.48	1991429	68.08	95.25	3.40
Name of District: KANNIYAKUMARI		Year of Revision		2011		
District Population in numbers (projected upto the year 2010) [X]				1799745		
District Population of 18+ only (projected upto year of current revision) [Y]				1333462		
18-19	80670	4.48	24599	1.37	1.84	3.11
20-24	192074	10.67	122555	6.81	9.19	3.86
25-29	178906	9.94	171252	9.52	12.84	0.42
30-39	287226	15.96	321670	17.87	24.12	-1.91
40-49	235230	13.07	255779	14.21	19.18	-1.14
50-59	168585	9.37	194238	10.79	14.57	-1.42
60-69	113731	6.32	127037	7.06	9.53	-0.74
70-79	57542	3.20	61286	3.41	4.60	-0.21
80+	19498	1.08	18009	1.00	1.35	0.08
DISTRICT TOTAL	1333462	74.09	1296425	72.03	97.22	2.06

Age-Cohort Wise Elector Information

Format 3B

<i>Age Cohort</i>	<i>Projected Census Population in age cohort (projected up to the year 2010)</i>	<i>%age of (2) to 'X' i.e. total projected Population as per census</i>	<i>Electors as per final roll used for GETNLA - 2011</i>	<i>%age of (4) to 'X' i.e. total population as per voter roll</i>	<i>% age of (4) to 'Y' i.e. registered voters vs eligible voters</i>	<i>Difference between % of projected popln. & electorate in particular age-cohort</i>
(1)	(2)	(3)	(4)	(5)	(6)	(7)
Name of State : TAMILNADU			Year of Revision	2011		
District Population in numbers (projected upto the year 2010) [X]				67011999		
District Population of 18+ only (projected upto year of current revision) [Y]				47897444		
18-19	2704880	4.04	856305	1.28	1.79	2.76
20-24	6454152	9.63	4200660	6.27	8.77	3.36
25-29	6594126	9.84	6124874	9.14	12.79	0.70
30-39	11154058	16.64	11949933	17.83	24.95	-1.19
40-49	8639905	12.89	9887016	14.75	20.64	-1.86
50-59	5920961	8.84	6944842	10.36	14.50	-1.53
60-69	3979931	5.94	4478268	6.68	9.35	-0.74
70-79	1778921	2.65	2051544	3.06	4.28	-0.41
80+	670510	1.00	556410	0.83	1.16	0.17
DISTRICT TOTAL	47897444	71.48	47049852	70.21	98.23	1.26

**Constituency wise Information on EPIC &
Photo Coverage in Current Rolls (GETNLA 2011)**

Name of State : **Tamil Nadu**

<i>Name Of District</i>	<i>Assembly Constituency</i>	<i>Total Electors</i>	<i>Total Photos in the Roll</i>	<i>Non Photo Entries</i>	<i>% of Non Photo Entries</i>	<i>Total EPIC holders</i>	<i>Residual Electors (with out EPIC)</i>	<i>% of Residual Electors</i>	<i>Latest %age of EPIC coverage against roll</i>	
<i>No</i>	<i>Name</i>									
(1)	(2)	(3)	(4)	(5)	(6)	(7)	(8)	(9)	(10)	(11)
THIRUVALLUR										
1	GUMMIDIPOONDI	215403	215403	0	0.00	215403	0	0.00	100.00	
2	PONNERI (SC)	202427	202427	0	0.00	202427	0	0.00	100.00	
3	TIRUTTANI	235742	235742	0	0.00	235742	0	0.00	100.00	
4	THIRUVALLUR	207857	207857	0	0.00	207857	0	0.00	100.00	
5	POONAMALLEE (SC)	229369	229369	0	0.00	229369	0	0.00	100.00	
6	AVADI	277539	277539	0	0.00	277539	0	0.00	100.00	
7	MADURAVOYAL	269441	269441	0	0.00	269441	0	0.00	100.00	
8	AMBATTUR	264885	264885	0	0.00	264885	0	0.00	100.00	
9	MADAVARAM	275578	275578	0	0.00	275578	0	0.00	100.00	
10	THIRUVOTTIYUR	221420	221420	0	0.00	221420	0	0.00	100.00	
Total		2399661	2399661	0	0.00	2399661	0	0.00	100.00	

(1)	(2)	(3)	(4)	(5)	(6)	(7)	(8)	(9)	(10)	(11)
CHENNAI										
	11	DR.RADHAKRISHNAN NAGAR	195120	192384	2736	1.40	192728	2392	1.23	98.77
	12	PERAMBUR	232288	229987	2301	0.99	230382	1906	0.82	99.18
	13	KOLATHUR	207923	205243	2680	1.29	206290	1633	0.79	99.21
	14	VILLIVAKKAM	193177	191568	1609	0.83	192298	879	0.46	99.54
	15	THIRU-VI-KA-NAGAR (SC)	181180	175251	5929	3.27	176529	4651	2.57	97.43
	16	EGMORE (SC)	164726	159728	4998	3.03	160603	4123	2.50	97.50
	17	ROYAPURAM	159314	156072	3242	2.03	156944	2370	1.49	98.51
	18	HARBOUR	152776	149534	3242	2.12	150199	2577	1.69	98.31
	19	CHEPAUK-THIRUVALLIKENI	187239	181785	5454	2.91	182633	4606	2.46	97.54
	20	THOUSAND LIGHTS	199949	193737	6212	3.11	194386	5563	2.78	97.22
	21	ANNA NAGAR	226738	222313	4425	1.95	223787	2951	1.30	98.70
	22	VIRUGAMPAKKAM	214864	213327	1537	0.72	214045	819	0.38	99.62
	23	SAIDAPET	218977	215772	3205	1.46	216935	2042	0.93	99.07
	24	THIYAGARAYANAGAR	194839	191818	3021	1.55	192410	2429	1.25	98.75
	25	MYLAPORE	215278	207428	7850	3.65	209382	5896	2.74	97.26
	26	VELACHERY	227198	223365	3833	1.69	224709	2489	1.10	98.90
		Total	3171586	3109312	62274	1.96	3124260	47326	1.49	98.51

Name Of District	Assembly Constituency		Total Electors	Total Photos in the Roll	Non Photo Entries	% of Non Photo Entries	Total EPIC holders	Residual Electors (with out EPIC)	% of Residual Electors	Latest %age of EPIC coverage against roll
	No	Name								
(1)	(2)	(3)	(4)	(5)	(6)	(7)	(8)	(9)	(10)	(11)
KANCHEEPURAM										
	27	SHOZHINGANALLUR	357596	354596	3000	0.84	357596	0	0.00	100.00
	28	ALANDUR	239846	239470	376	0.16	239846	0	0.00	100.00
	29	SRIPERUMBUDUR (SC)	210412	210287	125	0.06	210412	0	0.00	100.00
	30	PALLAVARAM	277598	276760	838	0.30	277598	0	0.00	100.00
	31	TAMBARAM	254890	254505	385	0.15	254890	0	0.00	100.00
	32	CHENGALPATTU	252355	251965	390	0.15	252355	0	0.00	100.00
	33	THIRUPORUR	192000	191754	246	0.13	192000	0	0.00	100.00
	34	CHEYUR (SC)	173864	173858	6	0.00	173864	0	0.00	100.00
	35	MADURANTAKAM (SC)	180456	180456	0	0.00	180456	0	0.00	100.00
	36	UTHIRAMERUR	194198	194180	18	0.01	194198	0	0.00	100.00
	37	KANCHEEPURAM	237791	237299	492	0.21	237791	0	0.00	100.00
		Total	2571006	2565130	5876	0.23	2571006	0	0.00	100.00
VELLORE										
	38	ARAKKONAM (SC)	179757	179757	0	0.00	179757	0	0.00	100.00
	39	SHOLINGUR	211398	211398	0	0.00	211398	0	0.00	100.00
	40	KATPADI	188480	188480	0	0.00	188480	0	0.00	100.00
	41	RANIPET	197806	197806	0	0.00	197806	0	0.00	100.00
	42	ARCOT	209680	209680	0	0.00	209680	0	0.00	100.00

(1)	(2)	(3)	(4)	(5)	(6)	(7)	(8)	(9)	(10)	(11)
	43	VELLORE	190589	190589	0	0.00	190589	0	0.00	100.00
	44	ANAIKATTU	186480	186480	0	0.00	186480	0	0.00	100.00
	45	KILVAITHINANKUPPAM (SC)	173693	173693	0	0.00	173693	0	0.00	100.00
	46	GUDIYATTAM (SC)	209934	209934	0	0.00	209934	0	0.00	100.00
	47	VANIYAMBADI	186542	186542	0	0.00	186542	0	0.00	100.00
	48	AMBUR	176067	176067	0	0.00	176067	0	0.00	100.00
	49	JOLARPET	190761	190761	0	0.00	190761	0	0.00	100.00
	50	TIRUPATTUR	181435	181435	0	0.00	181435	0	0.00	100.00
		Total	2482622	2482622	0	0.00	2482622	0	0.00	100.00
KRISHNAGIRI										
	51	UTHANGARAI (SC)	186831	186831	0	0.00	186831	0	0.00	100.00
	52	BARGUR	192244	192244	0	0.00	192244	0	0.00	100.00
	53	KRISHNAGIRI	199901	199901	0	0.00	199901	0	0.00	100.00
	54	VEPPANAHALLI	185365	185365	0	0.00	185365	0	0.00	100.00
	55	HOSUR	229467	229467	0	0.00	229467	0	0.00	100.00
	56	THALLI	184365	184365	0	0.00	184365	0	0.00	100.00
		Total	1178173	1178173	0	0.00	1178173	0	0.00	100.00
DHARMAPURI										
	57	PALACODU	179993	179993	0	0.00	179993	0	0.00	100.00
	58	PENNAGARAM	195369	195369	0	0.00	195369	0	0.00	100.00
	59	DHARMAPURI	215844	215844	0	0.00	215844	0	0.00	100.00
	60	PAPPIREDDIPPATTI	208412	208412	0	0.00	208412	0	0.00	100.00
	61	HARUR (SC)	188638	188638	0	0.00	188638	0	0.00	100.00
		Total	988256	988256	0	0.00	988256	0	0.00	100.00

Name Of District	Assembly Constituency		Total Electors	Total Photos in the Roll	Non Photo Entries	% of Non Photo Entries	Total EPIC holders	Residual Electors (with out EPIC)	% of Residual Electors	Latest %age of EPIC coverage against roll
	No	Name								
(1)	(2)	(3)	(4)	(5)	(6)	(7)	(8)	(9)	(10)	(11)
TIRUVANNAMALAI										
	62	CHENGAM (SC)	211420	211420	0	0.00	211420	0	0.00	100.00
	63	TIRUVANNAMALAI	212294	212294	0	0.00	212294	0	0.00	100.00
	64	KILPENNATHUR	205097	205097	0	0.00	205097	0	0.00	100.00
	65	KALASAPAKKAM	179585	179585	0	0.00	179585	0	0.00	100.00
	66	POLUR	195505	195505	0	0.00	195505	0	0.00	100.00
	67	ARANI	215838	215838	0	0.00	215838	0	0.00	100.00
	68	CHEYEAR	211008	211008	0	0.00	211008	0	0.00	100.00
	69	VANDEVASI (SC)	198903	198903	0	0.00	198903	0	0.00	100.00
	Total		1629650	1629650	0	0.00	1629650	0	0.00	100.00
VILLUPURAM										
	70	GINGEE	213236	213236	0	0.00	213236	0	0.00	100.00
	71	MAILAM	183528	183528	0	0.00	183528	0	0.00	100.00
	72	TINDIVANAM (SC)	188405	188405	0	0.00	188405	0	0.00	100.00
	73	VANUR (SC)	196054	196054	0	0.00	196054	0	0.00	100.00
	74	VILLUPURAM	209250	209250	0	0.00	209250	0	0.00	100.00
	75	VIKRAVANDI	186627	186627	0	0.00	186627	0	0.00	100.00
	76	TIRUKKOYILUR	196435	196435	0	0.00	196435	0	0.00	100.00
	77	ULUNDURPETTAI	228950	228950	0	0.00	228950	0	0.00	100.00
	78	RISHIVANDIYAM	206725	206725	0	0.00	206725	0	0.00	100.00
	79	SANKARAPURAM	208710	208710	0	0.00	208710	0	0.00	100.00
	80	KALLAKURICHI (SC)	217189	217189	0	0.00	217189	0	0.00	100.00
	Total		2235109	2235109	0	0.00	2235109	0	0.00	100.00

(1)	(2)	(3)	(4)	(5)	(6)	(7)	(8)	(9)	(10)	(11)
SALEM										
	81	GANGAVALLI (SC)	183203	183203	0	0.00	183203	0	0.00	100.00
	82	ATTUR (SC)	196796	196796	0	0.00	196796	0	0.00	100.00
	83	YERCAUD (ST)	209981	209981	0	0.00	209981	0	0.00	100.00
	84	OMALUR	227088	227088	0	0.00	227088	0	0.00	100.00
	85	METTUR	212608	212608	0	0.00	212608	0	0.00	100.00
	86	EDAPPADI	216907	216907	0	0.00	216907	0	0.00	100.00
	87	SANKARI	214549	214549	0	0.00	214549	0	0.00	100.00
	88	SALEM (WEST)	212357	212357	0	0.00	212357	0	0.00	100.00
	89	SALEM (NORTH)	219254	219254	0	0.00	219254	0	0.00	100.00
	90	SALEM (SOUTH)	219891	219891	0	0.00	219891	0	0.00	100.00
	91	VEERAPANDI	201493	201493	0	0.00	201493	0	0.00	100.00
		Total	2314127	2314127	0	0.00	2314127	0	0.00	100.00
NAMAKKAL										
	92	RASIPURAM (SC)	194540	194540	0	0.00	194540	0	0.00	100.00
	93	SENTHAMANGALAM (ST)	197624	197624	0	0.00	197624	0	0.00	100.00
	94	NAMAKKAL	206696	206696	0	0.00	206696	0	0.00	100.00
	95	PARAMATHI-VELUR	186617	186617	0	0.00	186617	0	0.00	100.00
	96	TIRUCHENGODU	182591	182591	0	0.00	182591	0	0.00	100.00
	97	KUMARAPALAYAM	186408	186408	0	0.00	186408	0	0.00	100.00
		Total	1154476	1154476	0	0.00	1154476	0	0.00	100.00

Annexure 2.7 (contd.)

Name Of District	Assembly Constituency		Total Electors	Total Photos in the Roll	Non Photo Entries	% of Non Photo Entries	Total EPIC holders	Residual Electors (with out EPIC)	% of Residual Electors	Latest %age of EPIC coverage against roll
	No	Name								
(1)	(2)	(3)	(4)	(5)	(6)	(7)	(8)	(9)	(10)	(11)
ERODE										
	103	PERUNDURAI	178241	178241	0	0.00	178241	0	0.00	100.00
	104	BHAVANI	196079	196079	0	0.00	196079	0	0.00	100.00
	105	ANTHIYUR	173608	173608	0	0.00	173608	0	0.00	100.00
	106	GOBICHETTIPALAYAM	208982	208982	0	0.00	208982	0	0.00	100.00
	107	BHAVANISAGAR (SC)	199466	199466	0	0.00	199466	0	0.00	100.00
		Total	1512656	1512656	0	0.00	1512656	0	0.00	100.00
TIRUPPUR										
	101	DHARAPURAM (SC)	205091	205091	0	0.00	205091	0	0.00	100.00
	102	KANGAYAM	193567	193567	0	0.00	193567	0	0.00	100.00
	112	AVANASHI (SC)	192735	192735	0	0.00	192735	0	0.00	100.00
	113	TIRUPPUR (NORTH)	216304	216304	0	0.00	216304	0	0.00	100.00
	114	TIRUPPUR (SOUTH)	167905	167905	0	0.00	167905	0	0.00	100.00
	115	PALLADAM	228578	228578	0	0.00	228578	0	0.00	100.00
	125	UDUMALPET	200386	200386	0	0.00	200386	0	0.00	100.00
	126	MADATHUKULAM	176282	176282	0	0.00	176282	0	0.00	100.00
		Total	1580848	1580848	0	0.00	1580848	0	0.00	100.00

(1)	(2)	(3)	(4)	(5)	(6)	(7)	(8)	(9)	(10)	(11)
THE NILGIRIS										
	108	UDHAGAMANDALAM	171199	171199	0	0.00	171199	0	0.00	100.00
	109	GUDALUR (SC)	159248	159248	0	0.00	159248	0	0.00	100.00
	110	COONOOR	164762	164762	0	0.00	164762	0	0.00	100.00
		Total	495209	495209	0	0.00	495209	0	0.00	100.00
COIMBATORE										
	111	METTUPPALAYAM	211704	211704	0	0.00	211704	0	0.00	100.00
	116	SULUR	211489	211489	0	0.00	211489	0	0.00	100.00
	117	KAVUNDAMPALAYAM	294577	294577	0	0.00	294577	0	0.00	100.00
	118	COIMBATORE (NORTH)	221763	221763	0	0.00	221763	0	0.00	100.00
	119	THONDAMUTHUR	213154	213154	0	0.00	213154	0	0.00	100.00
	120	COIMBATORE (SOUTH)	200164	200164	0	0.00	200164	0	0.00	100.00
	121	SINGANALLUR	230266	230266	0	0.00	230266	0	0.00	100.00
	122	KINATHUKADAVU	214502	214502	0	0.00	214502	0	0.00	100.00
	123	POLLACHI	177017	177017	0	0.00	177017	0	0.00	100.00
	124	VALPARAI (SC)	162069	162069	0	0.00	162069	0	0.00	100.00
		Total	2136705	2136705	0	0.00	2136705	0	0.00	100.00
DINDIGUL										
	127	PALANI	209771	209771	0	0.00	209771	0	0.00	100.00
	128	ODDANCHATRAM	195915	195915	0	0.00	195915	0	0.00	100.00
	129	ATHOOR	226388	226388	0	0.00	226388	0	0.00	100.00
	130	NILAKKOTTAI (SC)	181137	181137	0	0.00	181137	0	0.00	100.00
	131	NATHAM	207266	207266	0	0.00	207266	0	0.00	100.00
	132	DINDIGUL	192077	192077	0	0.00	192077	0	0.00	100.00
	133	VEDASANDUR	211496	211496	0	0.00	211496	0	0.00	100.00
		Total	1424050	1424050	0	0.00	1424050	0	0.00	100.00

Name Of District	Assembly Constituency		Total Electors	Total Photos in the Roll	Non Photo Entries	% of Non Photo Entries	Total EPIC holders	Residual Electors (with out EPIC)	% of Residual Electors	Latest %age of EPIC coverage against roll
	No	Name								
(1)	(2)	(3)	(4)	(5)	(6)	(7)	(8)	(9)	(10)	(11)
KARUR										
	134	ARAVAKURICHI	170464	170464	0	0.00	170464	0	0.00	100.00
	135	KARUR	194209	194209	0	0.00	194209	0	0.00	100.00
	136	KRISHNARAYAPURAM (SC)	174772	174772	0	0.00	174772	0	0.00	100.00
	137	KULITHALAI	179624	179624	0	0.00	179624	0	0.00	100.00
		Total	719069	719069	0	0.00	719069	0	0.00	100.00
TIRUCHIRAPPALLI										
	138	MANAPPARAI	216178	216178	0	0.00	216178	0	0.00	100.00
	139	SRIRANGAM	220962	220962	0	0.00	220962	0	0.00	100.00
	140	TIRUCHIRAPPALLI (WEST)	205598	205598	0	0.00	205598	0	0.00	100.00
	141	TIRUCHIRAPPALLI (EAST)	200899	200899	0	0.00	200899	0	0.00	100.00
	142	THIRUVERUMBUR	209082	209082	0	0.00	209082	0	0.00	100.00
	143	LALGUDI	174735	174735	0	0.00	174735	0	0.00	100.00
	144	MANACHANALLUR	185925	185925	0	0.00	185925	0	0.00	100.00
	145	MUSIRI	184713	184713	0	0.00	184713	0	0.00	100.00
	146	THURAIYUR (SC)	180855	180855	0	0.00	180855	0	0.00	100.00
		Total	1778947	1778947	0	0.00	1778947	0	0.00	100.00
PERAMBALUR										
	147	PERAMBALUR (SC)	228343	228343	0	0.00	228343	0	0.00	100.00
	148	KUNNAM	212692	212692	0	0.00	212692	0	0.00	100.00
		Total	441035	441035	0	0.00	441035	0	0.00	100.00

(1)	(2)	(3)	(4)	(5)	(6)	(7)	(8)	(9)	(10)	(11)
ARIYALUR										
	149	ARIYALUR	218675	218675	0	0.00	218675	0	0.00	100.00
	150	JAYANKONDAM	215720	215720	0	0.00	215720	0	0.00	100.00
		Total	434395	434395	0	0.00	434395	0	0.00	100.00
CUDDALORE										
	151	TITTAKUDI (SC)	175724	175724	0	0.00	175724	0	0.00	100.00
	152	VRIDDHACHALAM	195839	195839	0	0.00	195839	0	0.00	100.00
	153	NEYVELI	166077	166077	0	0.00	166077	0	0.00	100.00
	154	PANRUTI	193886	193886	0	0.00	193886	0	0.00	100.00
	155	CUDDALORE	181846	181846	0	0.00	181846	0	0.00	100.00
	156	KURINJIPADI	181881	181881	0	0.00	181881	0	0.00	100.00
	157	BHUVANAGIRI	207469	207469	0	0.00	207469	0	0.00	100.00
	158	CHIDAMBARAM	191399	191399	0	0.00	191399	0	0.00	100.00
	159	KATTUMANNARKOIL (SC)	181996	181996	0	0.00	181996	0	0.00	100.00
		Total	1676117	1676117	0	0.00	1676117	0	0.00	100.00
NAGAPATTINAM										
	160	SIRKAZHI (SC)	194744	194744	0	0.00	194744	0	0.00	100.00
	161	MAYILADUTHURAI	184859	184859	0	0.00	184859	0	0.00	100.00
	162	POOMPUHAR	212025	212025	0	0.00	212025	0	0.00	100.00
	163	NAGAPATTINAM	151810	151810	0	0.00	151810	0	0.00	100.00
	164	KILVELUR (SC)	141131	141131	0	0.00	141131	0	0.00	100.00
	165	VEDARANYAM	154955	154955	0	0.00	154955	0	0.00	100.00
		Total	1039524	1039524	0	0	1039524	0	0.00	100.00

<i>Name Of District</i>	<i>Assembly Constituency</i>		<i>Total Electors</i>	<i>Total Photos in the Roll</i>	<i>Non Photo Entries</i>	<i>% of Non Photo Entries</i>	<i>Total EPIC holders</i>	<i>Residual Electors (with out EPIC)</i>	<i>% of Residual Electors</i>	<i>Latest %age of EPIC coverage against roll</i>
	<i>No</i>	<i>Name</i>								
(1)	(2)	(3)	(4)	(5)	(6)	(7)	(8)	(9)	(10)	(11)
THIRUVARUR										
	166	THIRUTHURAIPOONDI (SC)	193672	193672	0	0.00	193672	0	0.00	100.00
	167	MANNARGUDI	205335	205335	0	0.00	205335	0	0.00	100.00
	168	THIRUVARUR	209337	209337	0	0.00	209337	0	0.00	100.00
	169	NANNILAM	218664	218664	0	0.00	218664	0	0.00	100.00
		Total	827008	827008	0	0.00	827008	0	0.00	100.00
THANJAVUR										
	170	THIRUVIDAIMARUDUR (SC)	196586	196586	0	0.00	196586	0	0.00	100.00
	171	KUMBAKONAM	200265	200265	0	0.00	200265	0	0.00	100.00
	172	PAPANASAM	198051	198051	0	0.00	198051	0	0.00	100.00
	173	THIRUVAIYARU	207092	207092	0	0.00	207092	0	0.00	100.00
	174	THANJAVUR	201770	201770	0	0.00	201770	0	0.00	100.00
	175	ORATHANADU	192952	192952	0	0.00	192952	0	0.00	100.00
	176	PATTUKKOTTAI	187593	187593	0	0.00	187593	0	0.00	100.00
	177	PERAVURANI	173273	173273	0	0.00	173273	0	0.00	100.00
		Total	1557582	1557582	0	0.00	1557582	0	0.00	100.00
PUDUKKOTTAI										
	178	GANDHARVAKOTTAI (SC)	152606	152606	0	0.00	152606	0	0.00	100.00
	179	VIRALIMALAI	160381	160381	0	0.00	160381	0	0.00	100.00
	180	PUDUKKOTTAI	177344	177344	0	0.00	177344	0	0.00	100.00
	181	THIRUMAYAM	171885	171885	0	0.00	171885	0	0.00	100.00

(1)	(2)	(3)	(4)	(5)	(6)	(7)	(8)	(9)	(10)	(11)
182	ALANGUDI		168636	168636	0	0.00	168636	0	0.00	100.00
183	ARANTHANGI		170531	170531	0	0.00	170531	0	0.00	100.00
	Total		1001383	1001383	0	0.00	1001383	0	0.00	100.00
SIVAGANGA										
184	KARAIKUDI		226708	226708	0	0.00	226708	0	0.00	100.00
185	TIRUPPATTUR		218313	218313	0	0.00	218313	0	0.00	100.00
186	SIVAGANGA		213185	213185	0	0.00	213185	0	0.00	100.00
187	MANAMADURAI (SC)		210235	210235	0	0.00	210235	0	0.00	100.00
	Total		868441	868441	0	0.00	868441	0	0.00	100.00
MADURAI										
188	MELUR		198411	198411	0	0.00	198411	0	0.00	100.00
189	MADURAI EAST		232791	232750	41	0.02	232750	41	0.02	99.98
190	SHOLAVANDAN (SC)		173878	173878	0	0.00	173878	0	0.00	100.00
191	MADURAI NORTH		195366	195341	25	0.01	195341	25	0.01	99.99
192	MADURAI SOUTH		178639	178493	146	0.08	178493	146	0.08	99.92
193	MADURAI CENTRAL		192574	192512	62	0.03	192512	62	0.03	99.97
194	MADURAI WEST		214068	214036	32	0.01	214036	32	0.01	99.99
195	THIRUPARANKUNDRAM		213364	213355	9	0.00	213355	9	0.00	100.00
196	THIRUMANGALAM		221796	221627	169	0.08	221627	169	0.08	99.92
197	USILAMPATTI		215370	215288	82	0.04	215288	82	0.04	99.96
	Total		2036257	2035691	566	0.03	2035691	566	0.03	99.97
THENI										
198	ANDIPATTI		207784	207784	0	0.00	207784	0	0.00	100.00
199	PERIYAKULAM (SC)		201907	201907	0	0.00	201907	0	0.00	100.00
200	BODINAYAKANUR		206279	206279	0	0.00	206279	0	0.00	100.00
201	CUMBUM		215619	215619	0	0.00	215619	0	0.00	100.00
	Total		831589	831589	0	0.00	831589	0	0.00	100.00

<i>Name Of District</i>	<i>Assembly Constituency</i>		<i>Total Electors</i>	<i>Total Photos in the Roll</i>	<i>Non Photo Entries</i>	<i>% of Non Photo Entries</i>	<i>Total EPIC holders</i>	<i>Residual Electors (with out EPIC)</i>	<i>% of Residual Electors</i>	<i>Latest %age of EPIC coverage against roll</i>
	<i>No</i>	<i>Name</i>								
(1)	(2)	(3)	(4)	(5)	(6)	(7)	(8)	(9)	(10)	(11)
VIRUDHUNAGAR										
	202	RAJAPALAYAM	185437	185437	0	0.00	185437	0	0.00	100.00
	203	SRIVILLIPUTHUR (SC)	191308	191308	0	0.00	191308	0	0.00	100.00
	204	SATTUR	185110	185110	0	0.00	185110	0	0.00	100.00
	205	SIVAKASI	182055	182055	0	0.00	182055	0	0.00	100.00
	206	VIRUDHUNAGAR	170007	170007	0	0.00	170007	0	0.00	100.00
	207	ARUPPUKOTTAI	179089	179089	0	0.00	179089	0	0.00	100.00
	208	TIRUCHULI	177420	177420	0	0.00	177420	0	0.00	100.00
	Total		1270426	1270426	0	0.00	1270426	0	0.00	100.00
RAMANATHAPURAM										
	209	PARAMAKUDI (SC)	205100	205100	0	0.00	205100	0	0.00	100.00
	210	TIRUVADANAI	217793	217793	0	0.00	217793	0	0.00	100.00
	211	RAMANATHAPURAM	226105	226105	0	0.00	226105	0	0.00	100.00
	212	MUDHUKULATHUR	256713	256713	0	0.00	256713	0	0.00	100.00
	Total		905711	905711	0	0.00	905711	0	0.00	100.00
THOOTHUKKUDI										
	213	VILATHIKULAM	174991	174991	0	0.00	174991	0	0.00	100.00
	214	THOOTHUKKUDI	212469	212469	0	0.00	212469	0	0.00	100.00
	215	TIRUCHENDUR	189951	189951	0	0.00	189951	0	0.00	100.00
	216	SRIVAIKUNTAM	175659	175659	0	0.00	175659	0	0.00	100.00

(1)	(2)	(3)	(4)	(5)	(6)	(7)	(8)	(9)	(10)	(11)
217	OTTAPIDARAM (SC)		166877	166877	0	0.00	166877	0	0.00	100.00
218	KOVILPATTI		180433	180433	0	0.00	180433	0	0.00	100.00
	Total		1100380	1100380	0	0.00	1100380	0	0.00	100.00
TIRUNELVELI										
219	SANKARANKOVIL (SC)		190646	190646	0	0.00	190646	0	0.00	100.00
220	VASUDEVANALLUR (SC)		185440	185440	0	0.00	185440	0	0.00	100.00
221	KADAYANALLUR		214654	214654	0	0.00	214654	0	0.00	100.00
222	TENKASI		215128	215128	0	0.00	215128	0	0.00	100.00
223	ALANGULAM		203731	203731	0	0.00	203731	0	0.00	100.00
224	TIRUNELVELI		204998	204998	0	0.00	204998	0	0.00	100.00
225	AMBASAMUDRAM		193552	193552	0	0.00	193552	0	0.00	100.00
226	PALAYAMKOTTAI		197681	197681	0	0.00	197681	0	0.00	100.00
227	NANGUNERI		190618	190618	0	0.00	190618	0	0.00	100.00
228	RADHAPURAM		194981	194981	0	0.00	194981	0	0.00	100.00
	Total		1991429	1991429	0	0.00	1991429	0	0.00	100.00
KANNIYAKUMARI										
229	KANNIYAKUMARI		237431	237431	0	0.00	237431	0	0.00	100.00
230	NAGERCOIL		209559	209559	0	0.00	209559	0	0.00	100.00
231	COLACHAL		225839	225839	0	0.00	225839	0	0.00	100.00
232	PADMANABHAPURAM		205565	205565	0	0.00	205565	0	0.00	100.00
233	VILAVANCODE		206141	206141	0	0.00	206141	0	0.00	100.00
234	KILLIYOOR		211890	211890	0	0.00	211890	0	0.00	100.00
	Total		1296425	1296425	0	0.00	1296425	0	0.00	100.00
GRAND TOTAL			47049852	46981136	68716	0.15	47001960	47892	0.10	99.90

Photo Coverage in Current Rolls (GETNLA 2011)

Name of State : Tamil Nadu

Name Of District	Assembly Constituency		PS with <50% Photo	PS with >50% <60 % Photo electors	PS with >60% <70% Photo electors	PS with >70% <80% Photo electors	PS with >80% <90% Photo electors	PS with >90% Photo electors	Total PS electors	% of Non-photo Electors
	No	Name								
(1)	(2)	(3)	(4)	(5)	(6)	(7)	(8)	(9)	(10)	(11)
THIRUVALLUR										
	1	GUMMIDIPOONDI	0	0	0	0	0	244	244	0.00
	2	PONNERI (SC)	0	0	0	0	0	227	227	0.00
	3	TIRUTTANI	0	0	0	0	0	273	273	0.00
	4	THIRUVALLUR	0	0	0	0	0	237	237	0.00
	5	POONAMALLEE (SC)	0	0	0	0	0	279	279	0.00
	6	AVADI	0	0	0	0	0	312	312	0.00
	7	MADURAVOYAL	0	0	0	0	0	292	292	0.00
	8	AMBATTUR	0	0	0	0	0	267	267	0.00
	9	MADAVARAM	0	0	0	0	0	291	291	0.00
	10	THIRUVOTTIYUR	0	0	0	0	0	270	270	0.00
	Total		0	0	0	0	0	2692	2692	0.00

(1)	(2)	(3)	(4)	(5)	(6)	(7)	(8)	(9)	(10)	(11)
CHENNAI										
	11	DR.RADHAKRISHNAN NAGAR	0	0	0	0	1	218	219	1.40
	12	PERAMBUR	0	0	0	0	0	230	230	0.99
	13	KOLATHUR	0	0	0	0	0	203	203	1.29
	14	VILLIVAKKAM	0	0	0	0	0	212	212	0.83
	15	THIRU-VI-KA-NAGAR (SC)	0	0	0	0	5	169	174	3.27
	16	EGMORE (SC)	0	0	0	0	5	173	178	3.03
	17	ROYAPURAM	0	0	0	0	2	164	166	2.03
	18	HARBOUR	0	0	0	0	1	156	157	2.12
	19	CHEPAUK-THIRUVALLIKENI	0	0	0	0	5	179	184	2.91
	20	THOUSAND LIGHTS	0	0	0	0	10	193	203	3.11
	21	ANNA NAGAR	0	0	0	0	2	214	216	1.95
	22	VIRUGAMPAKKAM	0	0	0	0	0	228	228	0.72
	23	SAIDAPET	0	0	0	0	1	207	208	1.46
	24	THIYAGARAYANAGAR	0	0	0	0	0	187	187	1.55
	25	MYLAPORE	0	0	0	0	9	211	220	3.65
	26	VELACHERY	0	0	0	0	0	251	251	1.69
		Total	0	0	0	0	41	3195	3236	1.96

Annexure 2.8 (contd.)

Name Of District	Assembly Constituency	PS with <50% Photo	PS with >50% <60 % Photo electors	PS with >60% <70% Photo electors	PS with >70% <80% Photo electors	PS with >80% <90% Photo electors	PS with >90% Photo electors	Total PS electors	% of Non-photo Electors	
(1)	No Name (2) (3)	(4)	(5)	(6)	(7)	(8)	(9)	(10)	(11)	
KANCHEEPURAM										
	27	SHOZHINGANALLUR	0	0	0	0	2	382	384	0.84
	28	ALANDUR	0	0	0	0	0	250	250	0.16
	29	SRIPERUMBUDUR (SC)	0	0	0	0	0	224	224	0.06
	30	PALLAVARAM	0	0	0	0	0	298	298	0.30
	31	TAMBARAM	0	0	0	0	0	253	253	0.15
	32	CHENGALPATTU	0	0	0	0	0	281	281	0.15
	33	THIRUPORUR	0	0	0	0	0	225	225	0.13
	34	CHEYUR (SC)	0	0	0	0	0	206	206	0.00
	35	MADURANTAKAM (SC)	0	0	0	0	0	204	204	0.00
	36	UTHIRAMERUR	0	0	0	0	0	222	222	0.01
	37	KANCHEEPURAM	0	0	0	0	0	269	269	0.21
		Total	0	0	0	0	2	2814	2816	0.23
VELLORE										
	38	ARAKKONAM (SC)	0	0	0	0	0	215	215	0.00
	39	SHOLINGUR	0	0	0	0	0	254	254	0.00
	40	KATPADI	0	0	0	0	0	222	222	0.00
	41	RANIPET	0	0	0	0	0	217	217	0.00
	42	ARCOT	0	0	0	0	0	258	258	0.00

(1)	(2)	(3)	(4)	(5)	(6)	(7)	(8)	(9)	(10)	(11)
	43	VELLORE	0	0	0	0	0	206	206	0.00
	44	ANAIKATTU	0	0	0	0	0	227	227	0.00
	45	KILVAITHINANKUPPAM (SC)	0	0	0	0	0	215	215	0.00
	46	GUDIYATTAM (SC)	0	0	0	0	0	257	257	0.00
	47	VANIYAMBADI	0	0	0	0	0	216	216	0.00
	48	AMBUR	0	0	0	0	0	203	203	0.00
	49	JOLARPET	0	0	0	0	0	222	222	0.00
	50	TIRUPATTUR	0	0	0	0	0	200	200	0.00
		Total	0	0	0	0	0	2912	2912	0.00
KRISHNAGIRI										
	51	UTHANGARAI (SC)	0	0	0	0	0	227	227	0.00
	52	BARGUR	0	0	0	0	0	233	233	0.00
	53	KRISHNAGIRI	0	0	0	0	0	222	222	0.00
	54	VEPPANAHALLI	0	0	0	0	0	229	229	0.00
	55	HOSUR	0	0	0	0	0	255	255	0.00
	56	THALLI	0	0	0	0	0	223	223	0.00
		Total	0	0	0	0	0	1389	1389	0.00
DHARMAPURI										
	57	PALACODU	0	0	0	0	0	208	208	0.00
	58	PENNAGARAM	0	0	0	0	0	243	243	0.00
	59	DHARMAPURI	0	0	0	0	0	247	247	0.00
	60	PAPPIREDDIPPATTI	0	0	0	0	0	246	246	0.00
	61	HARUR (SC)	0	0	0	0	0	236	236	0.00
		Total	0	0	0	0	0	1180	1180	0.00

Name Of District	Assembly Constituency	PS with <50% Photo	PS with >50% <60 % Photo electors	PS with >60% <70% Photo electors	PS with >70% <80% Photo electors	PS with >80% <90% Photo electors	PS with >90% Photo electors	Total PS electors	% of Non-photo Electors
(1)	No Name (2) (3)	(4)	(5)	(6)	(7)	(8)	(9)	(10)	(11)
TIRUVANNAMALAI									
	62 CHENGAM (SC)	0	0	0	0	0	247	247	0.00
	63 TIRUVANNAMALAI	0	0	0	0	0	236	236	0.00
	64 KILPENNATHUR	0	0	0	0	0	254	254	0.00
	65 KALASAPAKKAM	0	0	0	0	0	218	218	0.00
	66 POLUR	0	0	0	0	0	233	233	0.00
	67 ARANI	0	0	0	0	0	244	244	0.00
	68 CHEYYAR	0	0	0	0	0	244	244	0.00
	69 VANDAVASI (SC)	0	0	0	0	0	246	246	0.00
	Total	0	0	0	0	0	1922	1922	0.00
VILLUPURAM									
	70 GINGEE	0	0	0	0	0	254	254	0.00
	71 MAILAM	0	0	0	0	0	222	222	0.00
	72 TINDIVANAM (SC)	0	0	0	0	0	214	214	0.00
	73 VANUR (SC)	0	0	0	0	0	249	249	0.00
	74 VILLUPURAM	0	0	0	0	0	244	244	0.00
	75 VIKRAVANDI	0	0	0	0	0	219	219	0.00
	76 TIRUKKOYILUR	0	0	0	0	0	231	231	0.00
	77 ULUNDURPETTAI	0	0	0	0	0	279	279	0.00
	78 RISHIVANDIYAM	0	0	0	0	0	247	247	0.00
	79 SANKARAPURAM	0	0	0	0	0	250	250	0.00
	80 KALLAKURICHI (SC)	0	0	0	0	0	263	263	0.00
	Total	0	0	0	0	0	2672	2672	0.00

(1)	(2)	(3)	(4)	(5)	(6)	(7)	(8)	(9)	(10)	(11)
SALEM										
	81	GANGAVALLI (SC)	0	0	0	0	0	213	213	0.00
	82	ATTUR (SC)	0	0	0	0	0	220	220	0.00
	83	YERCAUD (ST)	0	0	0	0	0	263	263	0.00
	84	OMALUR	0	0	0	0	0	269	269	0.00
	85	METTUR	0	0	0	0	0	248	248	0.00
	86	EDAPPADI	0	0	0	0	0	257	257	0.00
	87	SANKARI	0	0	0	0	0	257	257	0.00
	88	SALEM (WEST)	0	0	0	0	0	241	241	0.00
	89	SALEM (NORTH)	0	0	0	0	0	259	259	0.00
	90	SALEM (SOUTH)	0	0	0	0	0	261	261	0.00
	91	VEERAPANDI	0	0	0	0	0	235	235	0.00
		Total	0	0	0	0	0	2723	2723	0.00
NAMAKKAL										
	92	RASIPURAM (SC)	0	0	0	0	0	223	223	0.00
	93	SENTHAMANGALAM (ST)	0	0	0	0	0	242	242	0.00
	94	NAMAKKAL	0	0	0	0	0	238	238	0.00
	95	PARAMATHI-VELUR	0	0	0	0	0	227	227	0.00
	96	TIRUCHENGODU	0	0	0	0	0	216	216	0.00
	97	KUMARAPALAYAM	0	0	0	0	0	214	214	0.00
		Total	0	0	0	0	0	1360	1360	0.00

Annexure 2.8 (contd.)

Name Of District	Assembly Constituency		PS with <50% Photo	PS with >50% <60 % Photo electors	PS with >60% <70% Photo electors	PS with >70% <80% Photo electors	PS with >80% <90% Photo electors	PS with >90% Photo electors	Total PS electors	% of Non-photo Electors
	No	Name								
(1)	(2)	(3)	(4)	(5)	(6)	(7)	(8)	(9)	(10)	(11)
ERODE										
	98	ERODE (EAST)	0	0	0	0	0	182	182	0.00
	99	ERODE (WEST)	0	0	0	0	0	209	209	0.00
	100	MODAKKURICHI	0	0	0	0	0	219	219	0.00
	103	PERUNDURAI	0	0	0	0	0	211	211	0.00
	104	BHAVANI	0	0	0	0	0	232	232	0.00
	105	ANTHIYUR	0	0	0	0	0	224	224	0.00
	106	GOBICHETTIPALAYAM	0	0	0	0	0	260	260	0.00
	107	BHAVANISAGAR (SC)	0	0	0	0	0	242	242	0.00
		Total	0	0	0	0	0	1779	1779	0.00
TIRUPPUR										
	101	DHARAPURAM (SC)	0	0	0	0	0	253	253	0.00
	102	KANGAYAM	0	0	0	0	0	218	218	0.00
	112	AVANASHI (SC)	0	0	0	0	0	239	239	0.00
	113	TIRUPPUR (NORTH)	0	0	0	0	0	257	257	0.00
	114	TIRUPPUR (SOUTH)	0	0	0	0	0	180	180	0.00
	115	PALLADAM	0	0	0	0	0	275	275	0.00
	125	UDUMALPET	0	0	0	0	0	247	247	0.00
	126	MADATHUKULAM	0	0	0	0	0	216	216	0.00
		Total	0	0	0	0	0	1885	1885	0.00

(1)	(2)	(3)	(4)	(5)	(6)	(7)	(8)	(9)	(10)	(11)
THE NILGIRIS										
	108	UDHAGAMANDALAM	0	0	0	0	0	193	193	0.00
	109	GUDALUR (SC)	0	0	0	0	0	193	193	0.00
	110	COONOOR	0	0	0	0	0	193	193	0.00
	Total		0	0	0	0	0	579	579	0.00
COIMBATORE										
	111	METTUPPALAYAM	0	0	0	0	0	238	238	0.00
	116	SULUR	0	0	0	0	0	226	226	0.00
	117	KAVUNDAMPALAYAM	0	0	0	0	0	273	273	0.00
	118	COIMBATORE (NORTH)	0	0	0	0	0	204	204	0.00
	119	THONDAMUTHUR	0	0	0	0	0	217	217	0.00
	120	COIMBATORE (SOUTH)	0	0	0	0	0	191	191	0.00
	121	SINGANALLUR	0	0	0	0	0	212	212	0.00
	122	KINATHUKADAVU	0	0	0	0	0	224	224	0.00
	123	POLLACHI	0	0	0	0	0	203	203	0.00
	124	VALPARAI (SC)	0	0	0	0	0	180	180	0.00
	Total		0	0	0	0	0	2168	2168	0.00
DINDIGUL										
	127	PALANI	0	0	0	0	0	249	249	0.00
	128	ODDANCHATRAM	0	0	0	0	0	230	230	0.00
	129	ATHOOR	0	0	0	0	0	273	273	0.00
	130	NILAKKOTTAI (SC)	0	0	0	0	0	210	210	0.00
	131	NATHAM	0	0	0	0	0	259	259	0.00
	132	DINDIGUL	0	0	0	0	0	212	212	0.00
	133	VEDASANDUR	0	0	0	0	0	266	266	0.00
	Total		0	0	0	0	0	1699	1699	0.00

Annexure 2.8 (contd.)

Name Of District	Assembly Constituency	PS with <50% Photo	PS with >50% <60 % Photo electors	PS with >60% <70% Photo electors	PS with >70% <80% Photo electors	PS with >80% <90% Photo electors	PS with >90% Photo electors	Total PS electors	% of Non-photo Electors
(1)	No Name (2) (3)	(4)	(5)	(6)	(7)	(8)	(9)	(10)	(11)
KARUR									
	134 ARAVAKURICHI	0	0	0	0	0	198	198	0.00
	135 KARUR	0	0	0	0	0	212	212	0.00
	136 KRISHNARAYAPURAM (SC)	0	0	0	0	0	199	199	0.00
	137 KULITHALAI	0	0	0	0	0	199	199	0.00
	Total	0	0	0	0	0	808	808	0.00
TIRUCHIRAPPALLI									
	138 MANAPPARAI	0	0	0	0	0	261	261	0.00
	139 SRIRANGAM	0	0	0	0	0	257	257	0.00
	140 TIRUCHIRAPPALLI (WEST)	0	0	0	0	0	240	240	0.00
	141 TIRUCHIRAPPALLI (EAST)	0	0	0	0	0	233	233	0.00
	142 THIRUVERUMBUR	0	0	0	0	0	254	254	0.00
	143 LALGUDI	0	0	0	0	0	209	209	0.00
	144 MANACHANALLUR	0	0	0	0	0	223	223	0.00
	145 MUSIRI	0	0	0	0	0	225	225	0.00
	146 THURAIYUR (SC)	0	0	0	0	0	222	222	0.00
	Total	0	0	0	0	0	2124	2124	0.00
PERAMBALUR									
	147 PERAMBALUR (SC)	0	0	0	0	0	270	270	0.00
	148 KUNNAM	0	0	0	0	0	267	267	0.00
	Total	0	0	0	0	0	537	537	0.00

(1)	(2)	(3)	(4)	(5)	(6)	(7)	(8)	(9)	(10)	(11)
ARIYALUR										
	149	ARIYALUR	0	0	0	0	0	266	266	0.00
	150	JAYANKONDAM	0	0	0	0	0	253	253	0.00
	Total		0	0	0	0	0	519	519	0.00
CUDDALORE										
	151	TITTAKUDI (SC)	0	0	0	0	0	206	206	0.00
	152	VRIDDHACHALAM	0	0	0	0	0	238	238	0.00
	153	NEYVELI	0	0	0	0	0	188	188	0.00
	154	PANRUTI	0	0	0	0	0	232	232	0.00
	155	CUDDALORE	0	0	0	0	0	208	208	0.00
	156	KURINJIPADI	0	0	0	0	0	221	221	0.00
	157	BHUVANAGIRI	0	0	0	0	0	267	267	0.00
	158	CHIDAMBARAM	0	0	0	0	0	219	219	0.00
	159	KATTUMANNARKOIL (SC)	0	0	0	0	0	216	216	0.00
	Total		0	0	0	0	0	1995	1995	0.00
NAGAPATTINAM										
	160	SIRKAZHI (SC)	0	0	0	0	0	228	228	0.00
	161	MAYILADUTHURAI	0	0	0	0	0	213	213	0.00
	162	POOMPUHAR	0	0	0	0	0	241	241	0.00
	163	NAGAPATTINAM	0	0	0	0	0	189	189	0.00
	164	KILVELUR (SC)	0	0	0	0	0	174	174	0.00
	165	VEDARANYAM	0	0	0	0	0	178	178	0.00
	Total		0	0	0	0	0	1223	1223	0.00

Annexure 2.8 (contd.)

Name Of District	Assembly Constituency		PS with <50% Photo	PS with >50% <60 % Photo electors	PS with >60% <70% Photo electors	PS with >70% <80% Photo electors	PS with >80% <90% Photo electors	PS with >90% Photo electors	Total PS electors	% of Non-photo Electors
	No	Name								
(1)	(2)	(3)	(4)	(5)	(6)	(7)	(8)	(9)	(10)	(11)
THIRUVARUR										
	166	THIRUTHURAIPOONDI (SC)	0	0	0	0	0	237	237	0.00
	167	MANNARGUDI	0	0	0	0	0	246	246	0.00
	168	THIRUVARUR	0	0	0	0	0	251	251	0.00
	169	NANNILAM	0	0	0	0	0	266	266	0.00
		Total	0	0	0	0	0	1000	1000	0.00
THANJAVUR										
	170	THIRUVIDAIMARUDUR (SC)	0	0	0	0	0	240	240	0.00
	171	KUMBAKONAM	0	0	0	0	0	219	219	0.00
	172	PAPANASAM	0	0	0	0	0	252	252	0.00
	173	THIRUVAIYARU	0	0	0	0	0	254	254	0.00
	174	THANJAVUR	0	0	0	0	0	228	228	0.00
	175	ORATHANADU	0	0	0	0	0	241	241	0.00
	176	PATTUKKOTTAI	0	0	0	0	0	230	230	0.00
	177	PERAVURANI	0	0	0	0	0	213	213	0.00
		Total	0	0	0	0	0	1877	1877	0.00
PUDUKKOTTAI										
	178	GANDHARVAKOTTAI (SC)	0	0	0	0	0	191	191	0.00
	179	VIRALIMALAI	0	0	0	0	0	199	199	0.00
	180	PUDUKKOTTAI	0	0	0	0	0	198	198	0.00
	181	THIRUMAYAM	0	0	0	0	0	219	219	0.00

(1)	(2)	(3)	(4)	(5)	(6)	(7)	(8)	(9)	(10)	(11)
	182	ALANGUDI	0	0	0	0	0	211	211	0.00
	183	ARANTHANGI	0	0	0	0	0	220	220	0.00
		Total	0	0	0	0	0	1238	1238	0.00
SIVAGANGA										
	184	KARAIKUDI	0	0	0	0	0	257	257	0.00
	185	TIRUPPATTUR	0	0	0	0	0	279	279	0.00
	186	SIVAGANGA	0	0	0	0	0	285	285	0.00
	187	MANAMADURAI (SC)	0	0	0	0	0	267	267	0.00
		Total	0	0	0	0	0	1088	1088	0.00
MADURAI										
	188	MELUR	0	0	0	0	0	230	230	0.00
	189	MADURAI EAST	0	0	0	0	0	244	244	0.02
	190	SHOLAVANDAN (SC)	0	0	0	0	0	212	212	0.00
	191	MADURAI NORTH	0	0	0	0	0	189	189	0.01
	192	MADURAI SOUTH	0	0	0	0	0	168	168	0.08
	193	MADURAI CENTRAL	0	0	0	0	0	189	189	0.03
	194	MADURAI WEST	0	0	0	0	0	209	209	0.01
	195	THIRUPARANKUNDRAM	0	0	0	0	0	238	238	0.00
	196	THIRUMANGALAM	0	0	0	0	0	257	257	0.08
	197	USILAMPATTI	0	0	0	0	0	267	267	0.04
		Total	0	0	0	0	0	2203	2203	0.03
THENI										
	198	ANDIPATTI	0	0	0	0	0	256	256	0.00
	199	PERIYAKULAM (SC)	0	0	0	0	0	231	231	0.00
	200	BODINAYAKANUR	0	0	0	0	0	243	243	0.00
	201	CUMBUM	0	0	0	0	0	230	230	0.00
		Total	0	0	0	0	0	960	960	0.00

Annexure 2.8 (contd.)

Name Of District	Assembly Constituency	PS with <50% Photo	PS with >50% <60 % Photo electors	PS with >60% <70% Photo electors	PS with >70% <80% Photo electors	PS with >80% <90% Photo electors	PS with >90% Photo electors	Total PS electors	% of Non-photo Electors	
(1)	No Name (2) (3)	(4)	(5)	(6)	(7)	(8)	(9)	(10)	(11)	
VIRUDHUNAGAR										
	202 RAJAPALAYAM	0	0	0	0	0	202	202	0.00	
	203 SRIVILLIPUTHUR (SC)	0	0	0	0	0	235	235	0.00	
	204 SATTUR	0	0	0	0	0	217	217	0.00	
	205 SIVAKASI	0	0	0	0	0	210	210	0.00	
	206 VIRUDHUNAGAR	0	0	0	0	0	206	206	0.00	
	207 ARUPPUKOTTAI	0	0	0	0	0	222	222	0.00	
	208 TIRUCHULI	0	0	0	0	0	246	246	0.00	
	Total	0	0	0	0	0	1538	1538	0.00	
RAMANATHAPURAM										
	209 PARAMAKUDI (SC)	0	0	0	0	0	247	247	0.00	
	210 TIRUVADANAI	0	0	0	0	0	269	269	0.00	
	211 RAMANATHAPURAM	0	0	0	0	0	274	274	0.00	
	212 MUDHUKULATHUR	0	0	0	0	0	330	330	0.00	
	Total	0	0	0	0	0	1120	1120	0.00	
THOOTHUKKUDI										
	213 VILATHIKULAM	0	0	0	0	0	230	230	0.00	
	214 THOOTHUKKUDI	0	0	0	0	0	224	224	0.00	
	215 TIRUCHENDUR	0	0	0	0	0	210	210	0.00	
	216 SRIVAİKUNTAM	0	0	0	0	0	211	211	0.00	

(1)	(2)	(3)	(4)	(5)	(6)	(7)	(8)	(9)	(10)	(11)
	217	OTTAPIDARAM (SC)	0	0	0	0	0	198	198	0.00
	218	KOVILPATTI	0	0	0	0	0	200	200	0.00
		Total	0	0	0	0	0	1273	1273	0.00
TIRUNELVELI										
	219	SANKARANKOVIL (SC)	0	0	0	0	0	230	230	0.00
	220	VASUDEVANALLUR (SC)	0	0	0	0	0	221	221	0.00
	221	KADAYANALLUR	0	0	0	0	0	233	233	0.00
	222	TENKASI	0	0	0	0	0	247	247	0.00
	223	ALANGULAM	0	0	0	0	0	253	253	0.00
	224	TIRUNELVELI	0	0	0	0	0	262	262	0.00
	225	AMBASAMUDRAM	0	0	0	0	0	240	240	0.00
	226	PALAYAMKOTTAI	0	0	0	0	0	240	240	0.00
	227	NANGUNERI	0	0	0	0	0	225	225	0.00
	228	RADHAPURAM	0	0	0	0	0	236	236	0.00
		Total	0	0	0	0	0	2387	2387	0.00
KANNIYAKUMARI										
	229	KANNIYAKUMARI	0	0	0	0	0	258	258	0.00
	230	NAGERCOIL	0	0	0	0	0	228	228	0.00
	231	COLACHAL	0	0	0	0	0	249	249	0.00
	232	PADMANABHAPURAM	0	0	0	0	0	229	229	0.00
	233	VILAVANCODE	0	0	0	0	0	219	219	0.00
	234	KILLIYOOR	0	0	0	0	0	229	229	0.00
		Total	0	0	0	0	0	1412	1412	0.00
		GRAND TOTAL	0	0	0	0	43	54271	54314	0.15

Format 5D

Annexure 2.9

EPIC Coverage in Current Rolls (GETNLA 2011)

Name of State : Tamil Nadu

Name Of District	Assembly Constituency		PS with <50% EPIC	PS with >50% <60% EPIC	PS with >60% <70% EPIC	PS with >70% <80% EPIC	PS with >80% <90% EPIC	PS with >90% EPIC	Total PS	% of Residual Electors
	No	Name								
(1)	(2)	(3)	(4)	(5)	(6)	(7)	(8)	(9)	(10)	(11)
THIRUVALLUR										
	1	GUMMIDIPOONDI	0	0	0	0	0	244	244	0.00
	2	PONNERI (SC)	0	0	0	0	0	227	227	0.00
	3	TIRUTTANI	0	0	0	0	0	273	273	0.00
	4	THIRUVALLUR	0	0	0	0	0	237	237	0.00
	5	POONAMALLEE (SC)	0	0	0	0	0	279	279	0.00
	6	AVADI	0	0	0	0	0	312	312	0.00
	7	MADURAVOYAL	0	0	0	0	0	292	292	0.00
	8	AMBATTUR	0	0	0	0	0	267	267	0.00
	9	MADAVARAM	0	0	0	0	0	291	291	0.00
	10	THIRUVOTTIYUR	0	0	0	0	0	270	270	0.00
	Total		0	0	0	0	0	2692	2692	0.00

(1)	(2)	(3)	(4)	(5)	(6)	(7)	(8)	(9)	(10)	(11)
CHENNAI										
	11	DR.RADHAKRISHNAN NAGAR	0	0	0	0	1	218	219	1.23
	12	PERAMBUR	0	0	0	0	0	230	230	0.82
	13	KOLATHUR	0	0	0	0	0	203	203	0.79
	14	VILLIVAKKAM	0	0	0	0	0	212	212	0.46
	15	THIRU-VI-KA-NAGAR (SC)	0	0	0	0	0	173	173	2.57
	16	EGMORE (SC)	0	0	0	0	1	174	175	2.50
	17	ROYAPURAM	0	0	0	0	4	166	170	1.49
	18	HARBOUR	0	0	0	0	0	157	157	1.69
	19	CHEPAUK-THIRUVALLIKENI	0	0	0	0	0	182	182	2.46
	20	THOUSAND LIGHTS	0	0	0	0	3	195	198	2.78
	21	ANNA NAGAR	0	0	0	0	7	216	223	1.30
	22	VIRUGAMPAKKAM	0	0	0	0	0	228	228	0.38
	23	SAIDAPET	0	0	0	0	0	208	208	0.93
	24	THIYAGARAYANAGAR	0	0	0	0	0	187	187	1.25
	25	MYLAPORE	0	0	0	0	0	217	217	2.74
	26	VELACHERY	0	0	0	0	3	251	254	1.10
		Total	0	0	0	0	19	3217	3236	1.49

Annexure 2.9 (contd.)

Name Of District	Assembly Constituency		PS with <50% EPIC	PS with >50% <60% EPIC	PS with >60% <70% EPIC	PS with >70% <80% EPIC	PS with >80% <90% EPIC	PS with >90% EPIC	Total PS	% of Residual Electors
	No	Name								
(1)	(2)	(3)	(4)	(5)	(6)	(7)	(8)	(9)	(10)	(11)
KANCHEEPURAM										
	27	SHOZHINGANALLUR	0	0	0	0	0	384	384	0.00
	28	ALANDUR	0	0	0	0	0	250	250	0.00
	29	SRIPERUMBUDUR (SC)	0	0	0	0	0	224	224	0.00
	30	PALLAVARAM	0	0	0	0	0	298	298	0.00
	31	TAMBARAM	0	0	0	0	0	253	253	0.00
	32	CHENGALPATTU	0	0	0	0	0	281	281	0.00
	33	THIRUPORUR	0	0	0	0	0	225	225	0.00
	34	CHEYYUR (SC)	0	0	0	0	0	206	206	0.00
	35	MADURANTAKAM (SC)	0	0	0	0	0	204	204	0.00
	36	UTHIRAMERUR	0	0	0	0	0	222	222	0.00
	37	KANCHEEPURAM	0	0	0	0	0	269	269	0.00
	Total		0	0	0	0	0	2816	2816	0.00
VELLORE										
	38	ARAKKONAM (SC)	0	0	0	0	0	215	215	0.00
	39	SHOLINGUR	0	0	0	0	0	254	254	0.00
	40	KATPADI	0	0	0	0	0	222	222	0.00
	41	RANIPET	0	0	0	0	0	217	217	0.00
	42	ARCOT	0	0	0	0	0	258	258	0.00

(1)	(2)	(3)	(4)	(5)	(6)	(7)	(8)	(9)	(10)	(11)
	43	VELLORE	0	0	0	0	0	206	206	0.00
	44	ANAIKATTU	0	0	0	0	0	227	227	0.00
	45	KILVAITHINANKUPPAM (SC)	0	0	0	0	0	215	215	0.00
	46	GUDIYATTAM (SC)	0	0	0	0	0	257	257	0.00
	47	VANIYAMBADI	0	0	0	0	0	216	216	0.00
	48	AMBUR	0	0	0	0	0	203	203	0.00
	49	JOLARPET	0	0	0	0	0	222	222	0.00
	50	TIRUPATTUR	0	0	0	0	0	200	200	0.00
		Total	0	0	0	0	0	2912	2912	0.00
KRISHNAGIRI										
	51	UTHANGARAI (SC)	0	0	0	0	0	227	227	0.00
	52	BARGUR	0	0	0	0	0	233	233	0.00
	53	KRISHNAGIRI	0	0	0	0	0	222	222	0.00
	54	VEPPANAHALLI	0	0	0	0	0	229	229	0.00
	55	HOSUR	0	0	0	0	0	255	255	0.00
	56	THALLI	0	0	0	0	0	223	223	0.00
		Total	0	0	0	0	0	1389	1389	0.00
DHARMAPURI										
	57	PALACODU	0	0	0	0	0	208	208	0.00
	58	PENNAGARAM	0	0	0	0	0	243	243	0.00
	59	DHARMAPURI	0	0	0	0	0	247	247	0.00
	60	PAPPIREDDIPPATTI	0	0	0	0	0	246	246	0.00
	61	HARUR (SC)	0	0	0	0	0	236	236	0.00
		Total	0	0	0	0	0	1180	1180	0.00

Annexure 2.9 (contd.)

Name Of District	Assembly Constituency		PS with <50% EPIC	PS with >50% <60% EPIC	PS with >60% <70% EPIC	PS with >70% <80% EPIC	PS with >80% <90% EPIC	PS with >90% EPIC	Total PS	% of Residual Electors
	No	Name								
(1)	(2)	(3)	(4)	(5)	(6)	(7)	(8)	(9)	(10)	(11)
TIRUVANNAMALAI										
	62	CHENGAM (SC)	0	0	0	0	0	247	247	0.00
	63	TIRUVANNAMALAI	0	0	0	0	0	236	236	0.00
	64	KILPENNATHUR	0	0	0	0	0	254	254	0.00
	65	KALASAPAKKAM	0	0	0	0	0	218	218	0.00
	66	POLUR	0	0	0	0	0	233	233	0.00
	67	ARANI	0	0	0	0	0	244	244	0.00
	68	CHEYYAR	0	0	0	0	0	244	244	0.00
	69	VANNAVASI (SC)	0	0	0	0	0	246	246	0.00
		Total	0	0	0	0	0	1922	1922	0.00
VILLUPURAM										
	70	GINGEE	0	0	0	0	0	254	254	0.00
	71	MAILAM	0	0	0	0	0	222	222	0.00
	72	TINDIVANAM (SC)	0	0	0	0	0	214	214	0.00
	73	VANUR (SC)	0	0	0	0	0	249	249	0.00
	74	VILLUPURAM	0	0	0	0	0	244	244	0.00
	75	VIKRAVANDI	0	0	0	0	0	219	219	0.00
	76	TIRUKKOYILUR	0	0	0	0	0	231	231	0.00
	77	ULUNDURPETTAI	0	0	0	0	0	279	279	0.00
	78	RISHIVANDIYAM	0	0	0	0	0	247	247	0.00
	79	SANKARAPURAM	0	0	0	0	0	250	250	0.00
	80	KALLAKURICHI (SC)	0	0	0	0	0	263	263	0.00
		Total	0	0	0	0	0	2672	2672	0.00

(1)	(2)	(3)	(4)	(5)	(6)	(7)	(8)	(9)	(10)	(11)
SALEM										
	81	GANGAVALLI (SC)	0	0	0	0	0	213	213	0.00
	82	ATTUR (SC)	0	0	0	0	0	220	220	0.00
	83	YERCAUD (ST)	0	0	0	0	0	263	263	0.00
	84	OMALUR	0	0	0	0	0	269	269	0.00
	85	METTUR	0	0	0	0	0	248	248	0.00
	86	EDAPPADI	0	0	0	0	0	257	257	0.00
	87	SANKARI	0	0	0	0	0	257	257	0.00
	88	SALEM (WEST)	0	0	0	0	0	241	241	0.00
	89	SALEM (NORTH)	0	0	0	0	0	259	259	0.00
	90	SALEM (SOUTH)	0	0	0	0	0	261	261	0.00
	91	VEERAPANDI	0	0	0	0	0	235	235	0.00
		Total	0	0	0	0	0	2723	2723	0.00
NAMAKKAL										
	92	RASIPURAM (SC)	0	0	0	0	0	223	223	0.00
	93	SENTHAMANGALAM (ST)	0	0	0	0	0	242	242	0.00
	94	NAMAKKAL	0	0	0	0	0	238	238	0.00
	95	PARAMATHI-VELUR	0	0	0	0	0	227	227	0.00
	96	TIRUCHENGODU	0	0	0	0	0	216	216	0.00
	97	KUMARAPALAYAM	0	0	0	0	0	214	214	0.00
		Total	0	0	0	0	0	1360	1360	0.00

Annexure 2.9 (contd.)

Name Of District	Assembly Constituency		PS with <50% EPIC	PS with >50% <60% EPIC	PS with >60% <70% EPIC	PS with >70% <80% EPIC	PS with >80% <90% EPIC	PS with >90% EPIC	Total PS	% of Residual Electors
	No	Name								
(1)	(2)	(3)	(4)	(5)	(6)	(7)	(8)	(9)	(10)	(11)
ERODE										
	98	ERODE (EAST)	0	0	0	0	0	182	182	0.00
	99	ERODE (WEST)	0	0	0	0	0	209	209	0.00
	100	MODAKKURICHI	0	0	0	0	0	219	219	0.00
	103	PERUNDURAI	0	0	0	0	0	211	211	0.00
	104	BHAVANI	0	0	0	0	0	232	232	0.00
	105	ANTHIYUR	0	0	0	0	0	224	224	0.00
	106	GOBICHETTIPALAYAM	0	0	0	0	0	260	260	0.00
	107	BHAVANISAGAR (SC)	0	0	0	0	0	242	242	0.00
	Total		0	0	0	0	0	1779	1779	0.00
TIRUPPUR										
	101	DHARAPURAM (SC)	0	0	0	0	0	253	253	0.00
	102	KANGAYAM	0	0	0	0	0	218	218	0.00
	112	AVANASHI (SC)	0	0	0	0	0	239	239	0.00
	113	TIRUPPUR (NORTH)	0	0	0	0	0	257	257	0.00
	114	TIRUPPUR (SOUTH)	0	0	0	0	0	180	180	0.00
	115	PALLADAM	0	0	0	0	0	275	275	0.00
	125	UDUMALPET	0	0	0	0	0	247	247	0.00
	126	MADATHUKULAM	0	0	0	0	0	216	216	0.00
	Total		0	0	0	0	0	1885	1885	0.00

(1)	(2)	(3)	(4)	(5)	(6)	(7)	(8)	(9)	(10)	(11)
THE NILGIRIS										
	108	UDHAGAMANDALAM	0	0	0	0	0	193	193	0.00
	109	GUDALUR (SC)	0	0	0	0	0	193	193	0.00
	110	COONOOR	0	0	0	0	0	193	193	0.00
		Total	0	0	0	0	0	579	579	0.00
COIMBATORE										
	111	METTUPPALAYAM	0	0	0	0	0	238	238	0.00
	116	SULUR	0	0	0	0	0	226	226	0.00
	117	KAVUNDAMPALAYAM	0	0	0	0	0	273	273	0.00
	118	COIMBATORE (NORTH)	0	0	0	0	0	204	204	0.00
	119	THONDAMUTHUR	0	0	0	0	0	217	217	0.00
	120	COIMBATORE (SOUTH)	0	0	0	0	0	191	191	0.00
	121	SINGANALLUR	0	0	0	0	0	212	212	0.00
	122	KINATHUKADAVU	0	0	0	0	0	224	224	0.00
	123	POLLACHI	0	0	0	0	0	203	203	0.00
	124	VALPARAI (SC)	0	0	0	0	0	180	180	0.00
		Total	0	0	0	0	0	2168	2168	0.00
DINDIGUL										
	127	PALANI	0	0	0	0	0	249	249	0.00
	128	ODDANCHATRAM	0	0	0	0	0	230	230	0.00
	129	ATHOOR	0	0	0	0	0	273	273	0.00
	130	NILAKKOTTAI (SC)	0	0	0	0	0	210	210	0.00
	131	NATHAM	0	0	0	0	0	259	259	0.00
	132	DINDIGUL	0	0	0	0	0	212	212	0.00
	133	VEDASANDUR	0	0	0	0	0	266	266	0.00
		Total	0	0	0	0	0	1699	1699	0.00

Annexure 2.9 (contd.)

Name Of District	Assembly Constituency		PS with <50% EPIC	PS with >50% <60% EPIC	PS with >60% <70% EPIC	PS with >70% <80% EPIC	PS with >80% <90% EPIC	PS with >90% EPIC	Total PS	% of Residual Electors
	No	Name								
(1)	(2)	(3)	(4)	(5)	(6)	(7)	(8)	(9)	(10)	(11)
KARUR										
	134	ARAVAKURICHI	0	0	0	0	0	198	198	0.00
	135	KARUR	0	0	0	0	0	212	212	0.00
	136	KRISHNARAYAPURAM (SC)	0	0	0	0	0	199	199	0.00
	137	KULITHALAI	0	0	0	0	0	199	199	0.00
	Total		0	0	0	0	0	808	808	0.00
TIRUCHIRAPPALLI										
	138	MANAPPARAI	0	0	0	0	0	261	261	0.00
	139	SRIRANGAM	0	0	0	0	0	257	257	0.00
	140	TIRUCHIRAPPALLI (WEST)	0	0	0	0	0	240	240	0.00
	141	TIRUCHIRAPPALLI (EAST)	0	0	0	0	0	233	233	0.00
	142	THIRUVERUMBUR	0	0	0	0	0	254	254	0.00
	143	LALGUDI	0	0	0	0	0	209	209	0.00
	144	MANACHANALLUR	0	0	0	0	0	223	223	0.00
	145	MUSIRI	0	0	0	0	0	225	225	0.00
	146	THURAIYUR (SC)	0	0	0	0	0	222	222	0.00
	Total		0	0	0	0	0	2124	2124	0.00
PERAMBALUR										
	147	PERAMBALUR (SC)	0	0	0	0	0	270	270	0.00
	148	KUNNAM	0	0	0	0	0	267	267	0.00
	Total		0	0	0	0	0	537	537	0.00

(1)	(2)	(3)	(4)	(5)	(6)	(7)	(8)	(9)	(10)	(11)
ARIYALUR										
	149	ARIYALUR	0	0	0	0	0	266	266	0.00
	150	JAYANKONDAM	0	0	0	0	0	253	253	0.00
		Total	0	0	0	0	0	519	519	0.00
CUDDALORE										
	151	TITTAKUDI (SC)	0	0	0	0	0	206	206	0.00
	152	VRIDDHACHALAM	0	0	0	0	0	238	238	0.00
	153	NEYVELI	0	0	0	0	0	188	188	0.00
	154	PANRUTI	0	0	0	0	0	232	232	0.00
	155	CUDDALORE	0	0	0	0	0	208	208	0.00
	156	KURINJIPADI	0	0	0	0	0	221	221	0.00
	157	BHUVANAGIRI	0	0	0	0	0	267	267	0.00
	158	CHIDAMBARAM	0	0	0	0	0	219	219	0.00
	159	KATTUMANNARKOIL (SC)	0	0	0	0	0	216	216	0.00
		Total	0	0	0	0	0	1995	1995	0.00
NAGAPATTINAM										
	160	SIRKAZHI (SC)	0	0	0	0	0	228	228	0.00
	161	MAYILADUTHURAI	0	0	0	0	0	213	213	0.00
	162	POOMPUHAR	0	0	0	0	0	241	241	0.00
	163	NAGAPATTINAM	0	0	0	0	0	189	189	0.00
	164	KILVELUR (SC)	0	0	0	0	0	174	174	0.00
	165	VEDARANYAM	0	0	0	0	0	178	178	0.00
		Total	0	0	0	0	0	1223	1223	0.00

Annexure 2.9 (contd.)

Name Of District	Assembly Constituency		PS with <50% EPIC	PS with >50% <60% EPIC	PS with >60% <70% EPIC	PS with >70% <80% EPIC	PS with >80% <90% EPIC	PS with >90% EPIC	Total PS	% of Residual Electors
	No	Name								
(1)	(2)	(3)	(4)	(5)	(6)	(7)	(8)	(9)	(10)	(11)
THIRUVARUR										
	166	THIRUTHURAIPOONDI (SC)	0	0	0	0	0	237	237	0.00
	167	MANNARGUDI	0	0	0	0	0	246	246	0.00
	168	THIRUVARUR	0	0	0	0	0	251	251	0.00
	169	NANNILAM	0	0	0	0	0	266	266	0.00
	Total		0	0	0	0	0	1000	1000	0.00
THANJAVUR										
	170	THIRUVIDAIMARUDUR (SC)	0	0	0	0	0	240	240	0.00
	171	KUMBAKONAM	0	0	0	0	0	219	219	0.00
	172	PAPANASAM	0	0	0	0	0	252	252	0.00
	173	THIRUVAIYARU	0	0	0	0	0	254	254	0.00
	174	THANJAVUR	0	0	0	0	0	228	228	0.00
	175	ORATHANADU	0	0	0	0	0	241	241	0.00
	176	PATTUKKOTTAI	0	0	0	0	0	230	230	0.00
	177	PERAVURANI	0	0	0	0	0	213	213	0.00
	Total		0	0	0	0	0	1877	1877	0.00
PUDUKKOTTAI										
	178	GANDHARVAKOTTAI (SC)	0	0	0	0	0	191	191	0.00
	179	VIRALIMALAI	0	0	0	0	0	199	199	0.00
	180	PUDUKKOTTAI	0	0	0	0	0	198	198	0.00
	181	THIRUMAYAM	0	0	0	0	0	219	219	0.00

(1)	(2)	(3)	(4)	(5)	(6)	(7)	(8)	(9)	(10)	(11)
	182	ALANGUDI	0	0	0	0	0	211	211	0.00
	183	ARANTHANGI	0	0	0	0	0	220	220	0.00
		Total	0	0	0	0	0	1238	1238	0.00
SIVAGANGA										
	184	KARAIKUDI	0	0	0	0	0	257	257	0.00
	185	TIRUPPATTUR	0	0	0	0	0	279	279	0.00
	186	SIVAGANGA	0	0	0	0	0	285	285	0.00
	187	MANAMADURAI (SC)	0	0	0	0	0	267	267	0.00
		Total	0	0	0	0	0	1088	1088	0.00
MADURAI										
	188	MELUR	0	0	0	0	0	230	230	0.00
	189	MADURAI EAST	0	0	0	0	0	244	244	0.02
	190	SHOLAVANDAN (SC)	0	0	0	0	0	212	212	0.00
	191	MADURAI NORTH	0	0	0	0	0	189	189	0.01
	192	MADURAI SOUTH	0	0	0	0	0	168	168	0.08
	193	MADURAI CENTRAL	0	0	0	0	0	189	189	0.03
	194	MADURAI WEST	0	0	0	0	0	209	209	0.01
	195	THIRUPARANKUNDRAM	0	0	0	0	0	238	238	0.00
	196	THIRUMANGALAM	0	0	0	0	0	257	257	0.08
	197	USILAMPATTI	0	0	0	0	0	267	267	0.04
		Total	0	0	0	0	0	2203	2203	0.03
THENI										
	198	ANDIPATTI	0	0	0	0	0	256	256	0.00
	199	PERIYAKULAM (SC)	0	0	0	0	0	231	231	0.00
	200	BODINAYAKANUR	0	0	0	0	0	243	243	
	201	CUMBUM	0	0	0	0	0	230	230	0.00
		Total	0	0	0	0	0	960	960	0.00

Annexure 2.9 (contd.)

Name Of District	Assembly Constituency		PS with <50% EPIC	PS with >50% <60% EPIC	PS with >60% <70% EPIC	PS with >70% <80% EPIC	PS with >80% <90% EPIC	PS with >90% EPIC	Total PS	% of Residual Electors
	No	Name								
(1)	(2)	(3)	(4)	(5)	(6)	(7)	(8)	(9)	(10)	(11)
VIRUDHUNAGAR										
	202	RAJAPALAYAM	0	0	0	0	0	202	202	0.00
	203	SRIVILLIPUTHUR (SC)	0	0	0	0	0	235	235	0.00
	204	SATTUR	0	0	0	0	0	217	217	0.00
	205	SIVAKASI	0	0	0	0	0	210	210	0.00
	206	VIRUDHUNAGAR	0	0	0	0	0	206	206	0.00
	207	ARUPPUKOTTAI	0	0	0	0	0	222	222	0.00
	208	TIRUCHULI	0	0	0	0	0	246	246	0.00
		Total	0	0	0	0	0	1538	1538	0.00
RAMANATHAPURAM										
	209	PARAMAKUDI (SC)	0	0	0	0	0	247	247	0.00
	210	TIRUVADANAI	0	0	0	0	0	269	269	0.00
	211	RAMANATHAPURAM	0	0	0	0	0	274	274	0.00
	212	MUDHUKULATHUR	0	0	0	0	0	330	330	0.00
		Total	0	0	0	0	0	1120	1120	0.00
THOOTHUKKUDI										
	213	VILATHIKULAM	0	0	0	0	0	230	230	0.00
	214	THOOTHUKKUDI	0	0	0	0	0	224	224	0.00
	215	TIRUCHENDUR	0	0	0	0	0	210	210	0.00
	216	SRIVAIKUNTAM	0	0	0	0	0	211	211	0.00

(1)	(2)	(3)	(4)	(5)	(6)	(7)	(8)	(9)	(10)	(11)
	217	OTTAPIDARAM (SC)	0	0	0	0	0	198	198	0.00
	218	KOVILPATTI	0	0	0	0	0	200	200	0.00
		Total	0	0	0	0	0	1273	1273	0.00
TIRUNELVELI										
	219	SANKARANKOVIL (SC)	0	0	0	0	0	230	230	0.00
	220	VASUDEVANALLUR (SC)	0	0	0	0	0	221	221	0.00
	221	KADAYANALLUR	0	0	0	0	0	233	233	0.00
	222	TENKASI	0	0	0	0	0	247	247	0.00
	223	ALANGULAM	0	0	0	0	0	253	253	0.00
	224	TIRUNELVELI	0	0	0	0	0	262	262	0.00
	225	AMBASAMUDRAM	0	0	0	0	0	240	240	0.00
	226	PALAYAMKOTTAI	0	0	0	0	0	240	240	0.00
	227	NANGUNERI	0	0	0	0	0	225	225	0.00
	228	RADHAPURAM	0	0	0	0	0	236	236	0.00
		Total	0	0	0	0	0	2387	2387	0.00
KANNIYAKUMARI										
	229	KANNIYAKUMARI	0	0	0	0	0	258	258	0.00
	230	NAGERCOIL	0	0	0	0	0	228	228	0.00
	231	COLACHAL	0	0	0	0	0	249	249	0.00
	232	PADMANABHAPURAM	0	0	0	0	0	229	229	0.00
	233	VILAVANCODE	0	0	0	0	0	219	219	0.00
	234	KILLIYOOR	0	0	0	0	0	229	229	0.00
		Total	0	0	0	0	0	1412	1412	0.00
		GRAND TOTAL	0	0	0	0	19	54295	54314	0.10

Format 7**Information on Service Voters (GETNLA 2011)****Name of State : Tamil Nadu**

Name of District	AC No. and Name		Service Voters as at end of June 2010				
	No.	Name	Armed Forces of the Union	Armed force of States posted outside state	Govt. Person employed outside country	Total Service Voters	Of which CSVs (Voter with proxy)
1	2	3	4	5	6	7	8
THIRUVALLUR							
1	GUMMIDIPOONDI		0	39	0	39	0
2	PONNERI (SC)		0	22	0	22	0
3	TIRUTTANI		985	0	0	985	19
4	THIRUVALLUR		11	67	0	78	0
5	POONAMALLEE (SC)		90	1	0	91	2
6	AVADI		314	32	0	346	0
7	MADURAVOYAL		0	69	0	69	3
8	AMBATTUR		0	104	0	104	0
9	MADAVARAM		0	46	0	46	2
10	THIRUVOTTIYUR		0	75	0	75	0
	Total		1400	455	0	1855	26
CHENNAI							
11	DR.RADHAKRISHNAN NAGAR		59	0	0	59	0
12	PERAMBUR		56	0	0	56	0
13	KOLATHUR		95	0	0	95	0
14	VILLIVAKKAM		44	0	0	44	0
15	THIRU-VI-KA-NAGAR (SC)		63	0	0	63	0
16	EGMORE (SC)		42	0	0	42	0
17	ROYAPURAM		35	0	0	35	0
18	HARBOUR		41	0	0	41	0
19	CHEPAUK-THIRUVALLIKENI		66	0	0	66	0
20	THOUSAND LIGHTS		71	0	0	71	0
21	ANNA NAGAR		98	0	0	98	0
22	VIRUGAMPAKKAM		34	0	0	34	0
23	SAIDAPET		61	0	0	61	0
24	THIYAGARAYANAGAR		83	0	0	83	0
25	MYLAPORE		72	0	0	72	0
26	VELACHERY		51	0	0	51	0
	Total		971	0	0	971	0

Information on Service Voters (GETNLA 2011)

Name of State : Tamil Nadu

Name of District	AC No. and Name		Service Voters as at end of June 2010				
	No.	Name	Armed Forces of the Union	Armed force of States posted outside state	Govt. Person employed outside country	Total Service Voters	Of which CSVs (Voter with proxy)
1	2	3	4	5	6	7	8
KANCHEEPURAM							
	27	SHOZHINGANALLUR	64	0	0	64	0
	28	ALANDUR	93	0	0	93	0
	29	SRIPERUMBUDUR (SC)	45	0	0	45	0
	30	PALLAVARAM	73	0	0	73	0
	31	TAMBARAM	140	0	0	140	0
	32	CHENGALPATTU	54	0	0	54	0
	33	THIRUPORUR	7	0	0	7	0
	34	CHEYYUR (SC)	61	0	0	61	0
	35	MADURANTAKAM (SC)	39	0	0	39	0
	36	UTHIRAMERUR	60	0	0	60	0
	37	KANCHEEPURAM	46	0	0	46	0
	Total		682	0	0	682	0
VELLORE							
	38	ARAKKONAM (SC)	296	0	0	296	0
	39	SHOLINGUR	466	0	0	466	0
	40	KATPADI	1931	0	0	1931	0
	41	RANIPET	835	0	0	835	0
	42	ARCOT	1387	0	0	1387	0
	43	VELLORE	654	0	0	654	0
	44	ANAIKATTU	1943	0	0	1943	0
	45	KILVAITHINANKUPPAM (SC)	2240	0	0	2240	0
	46	GUDIYATTAM (SC)	250	0	0	250	0
	47	VANIYAMBADI	513	0	0	513	0
	48	AMBUR	452	0	0	452	0
	49	JOLARPET	895	0	0	895	0
	50	TIRUPATTUR	431	0	0	431	0
	Total		12293	0	0	12293	0

Annexure 2.10 (contd.)

Position for July- March 2011								Total Service Voters in final roll 2011 (GETNLA 2011)
Form 2 Recd	Form 2A Recd	Form 3 Recd	Names added in roll thru Form 2	Names added thru Form 2A	Names added thru Form 3	Total SVs added	No. of CSVs added	
9	10	11	12	13	14	15	16	17
0	0	0	0	0	0	0	0	64
0	0	0	0	0	0	0	0	93
0	0	0	0	0	0	0	0	45
0	0	0	0	0	0	0	0	73
0	0	0	0	0	0	0	0	140
0	0	0	0	0	0	0	0	54
0	0	0	0	0	0	0	0	7
0	0	0	0	0	0	0	0	61
0	0	0	0	0	0	0	0	39
0	0	0	0	0	0	0	0	60
0	0	0	0	0	0	0	0	46
0	0	0	0	0	0	0	0	682
0	0	0	0	0	0	0	0	296
0	0	0	0	0	0	0	0	466
45	0	0	45	0	0	45	0	1976
0	0	0	0	0	0	0	0	835
0	0	0	0	0	0	0	0	1387
8	0	0	8	0	0	8	0	662
132	0	0	132	0	0	132	0	2075
59	0	0	59	0	0	59	0	2299
10	0	0	10	0	0	10	0	260
0	0	0	0	0	0	0	0	513
0	0	0	0	0	0	0	0	452
32	0	0	32	0	0	32	0	927
22	0	0	22	0	0	22	0	453
308	0	0	308	0	0	308	0	12601

Information on Service Voters (GETNLA 2011)

Name of State : Tamil Nadu

Name of District	AC No. and Name		Service Voters as at end of June 2010				
	No.	Name	Armed Forces of the Union	Armed force of States posted outside state	Govt. Person employed outside country	Total Service Voters	Of which CSVs (Voter with proxy)
1	2	3	4	5	6	7	8
KRISHNAGIRI							
51	UTHANGARAI (SC)		0	8	0	8	0
52	BARGUR		0	1205	0	1205	0
53	KRISHNAGIRI		0	1735	0	1735	0
54	VEPPANAHALLI		0	319	0	319	0
55	HOSUR		0	11	0	11	0
56	THALLI		0	11	0	11	0
	Total		0	3289	0	3289	0
DHARMAPURI							
57	PALACODU		164	0	0	164	0
58	PENNAGARAM		102	0	0	102	0
59	DHARMAPURI		74	0	0	74	0
60	PAPPIREDDIPPATTI		111	0	0	111	0
61	HARUR (SC)		86	0	0	86	0
	Total		537	0	0	537	0
TIRUVANNAMALAI							
62	CHENGAM (SC)		210	0	0	210	0
63	TIRUVANNAMALAI		115	0	0	115	0
64	KILPENNATHUR		393	0	0	393	0
65	KALASAPAKKAM		805	0	0	805	0
66	POLUR		896	0	0	896	0
67	ARANI		1838	0	0	1838	0
68	CHEYEAR		100	0	0	100	0
69	VANDEVASI (SC)		113	0	0	113	0
	Total		4470	0	0	4470	0
VILLUPURAM							
70	GINGEE		482	0	0	482	0
71	MAILAM		103	0	0	103	0
72	TINDIVANAM (SC)		56	0	0	56	0
73	VANUR (SC)		39	0	0	39	0

Annexure 2.10 (contd.)

Position for July- March 2011								Total Service Voters in final roll 2011 (GETNLA 2011)
Form 2 Recd	Form 2A Recd	Form 3 Recd	Names added in roll thru Form 2	Names added thru Form 2A	Names added thru Form 3	Total SVs added	No. of CSVs added	
9	10	11	12	13	14	15	16	17
0	16	0	16	0	0	16	0	24
0	82	0	82	0	0	82	0	1287
0	290	0	290	0	0	290	0	2025
0	62	0	62	0	0	62	0	381
0	0	0	0	0	0	0	0	11
0	0	0	0	0	0	0	0	11
0	450	0	450	0	0	450	0	3739
36	0	0	36	0	0	36	0	200
21	0	0	21	0	0	21	0	123
22	0	0	22	0	0	22	0	96
20	0	0	20	0	0	20	0	131
40	0	0	40	0	0	40	0	126
139	0	0	139	0	0	139	0	676
26	0	0	26	0	0	26	0	236
21	0	0	21	0	0	21	0	136
1	0	0	1	0	0	1	0	394
0	0	0	0	0	0	0	0	805
76	0	0	76	0	0	76	0	972
1	0	0	1	0	0	1	0	1839
0	0	0	0	0	0	0	0	100
10	0	0	10	0	0	10	0	123
135	0	0	135	0	0	135	0	4605
6	0	0	6	0	0	6	0	488
3	0	0	3	0	0	3	0	106
0	0	0	0	0	0	0	0	56
1	0	0	1	0	0	1	0	40

Information on Service Voters (GETNLA 2011)

Name of State : Tamil Nadu

Name of District	AC No. and Name		Service Voters as at end of June 2010				
	No.	Name	Armed Forces of the Union	Armed force of States posted outside state	Govt. Person employed outside country	Total Service Voters	Of which CSVs (Voter with proxy)
1	2	3	4	5	6	7	8
VILLUPURAM (contd.)							
74	VILLUPURAM		140	0	0	140	0
75	VIKRAVANDI		211	0	0	211	0
76	TIRUKKOYILUR		1155	0	0	1155	0
77	ULUNDURPETTAI		103	0	0	103	0
78	RISHIVANDIYAM		105	0	0	105	0
79	SANKARAPURAM		125	0	0	125	0
80	KALLAKURICHI (SC)		63	0	0	63	0
Total			2582	0	0	2582	0
SALEM							
81	GANGAVALLI (SC)		66	0	0	66	0
82	ATTUR (SC)		95	0	0	95	0
83	YERCAUD (ST)		168	0	0	168	0
84	OMALUR		211	0	0	211	0
85	METTUR		365	0	0	365	0
86	EDAPPADI		155	0	0	155	0
87	SANKARI		77	0	0	77	0
88	SALEM (WEST)		86	0	0	86	0
89	SALEM (NORTH)		68	0	0	68	0
90	SALEM (SOUTH)		54	0	0	54	0
91	VEERAPANDI		167	0	0	167	0
Total			1512	0	0	1512	0
NAMAKKAL							
92	RASIPURAM (SC)		53	0	0	53	0
93	SENTHAMANGALAM (ST)		64	0	0	64	0
94	NAMAKKAL		48	0	0	48	0
95	PARAMATHI-VELUR		82	0	0	82	0
96	TIRUCHENGODU		77	0	0	77	0
97	KUMARAPALAYAM		28	0	0	28	0
Total			352	0	0	352	0

Annexure 2.10 (contd.)

Position for July- March 2011								Total Service Voters in final roll 2011 (GETNLA 2011)
Form 2 Recd	Form 2A Recd	Form 3 Recd	Names added in roll thru Form 2	Names added thru Form 2A	Names added thru Form 3	Total SVs added	No. of CSVs added	
9	10	11	12	13	14	15	16	17
2	0	0	2	0	0	2	0	142
4	0	0	4	0	0	4	0	215
9	0	0	9	0	0	9	0	1164
3	0	0	3	0	0	3	0	106
0	0	0	0	0	0	0	0	105
3	0	0	3	0	0	3	0	128
0	0	0	0	0	0	0	0	63
31	0	0	31	0	0	31	0	2613
0	0	0	0	0	0	0	0	66
3	0	0	3	0	0	3	0	98
9	0	0	9	0	0	9	0	177
43	0	0	43	0	0	43	0	254
19	0	0	19	0	0	19	0	384
12	0	0	12	0	0	12	0	167
11	0	0	11	0	0	11	0	88
11	0	0	11	0	0	11	0	97
5	0	0	5	0	0	5	0	73
4	0	0	4	0	0	4	0	58
0	0	0	0	0	0	0	0	167
117	0	0	117	0	0	117	0	1629
3	0	0	3	0	0	3	0	56
5	0	0	5	0	0	5	0	69
4	0	0	4	0	0	4	0	52
0	0	0	0	0	0	0	0	82
1	0	0	1	0	0	1	0	78
1	0	0	1	0	0	1	0	29
14	0	0	14	0	0	14	0	366

Information on Service Voters (GETNLA 2011)

Name of State : Tamil Nadu

Name of District	AC No. and Name		Service Voters as at end of June 2010				
	No.	Name	Armed Forces of the Union	Armed force of States posted outside state	Govt. Person employed outside country	Total Service Voters	Of which CSVs (Voter with proxy)
1	2	3	4	5	6	7	8
ERODE							
98	ERODE (EAST)		42	0	0	42	0
99	ERODE (WEST)		52	0	0	52	0
100	MODAKKURICHI		23	0	0	23	0
103	PERUNDURAI		28	0	0	28	0
104	BHAVANI		79	3	0	82	0
105	ANTHIYUR		71	2	0	73	0
106	GOBICHETTIPALAYAM		41	0	0	41	0
107	BHAVANISAGAR (SC)		34	2	0	36	0
	Total		370	7	0	377	0
TIRUPPUR							
101	DHARAPURAM (SC)		54	0	0	54	0
102	KANGAYAM		30	0	0	30	0
112	AVANASHI (SC)		15	0	0	15	0
113	TIRUPPUR (NORTH)		20	0	0	20	0
114	TIRUPPUR (SOUTH)		22	0	0	22	0
115	PALLADAM		31	2	0	33	0
125	UDUMALPET		64	0	0	64	0
126	MADATHUKULAM		69	0	0	69	0
	Total		305	2	0	307	0
THE NILGIRIS							
108	UDHAGAMANDALAM		887	0	0	887	0
109	GUDALUR (SC)		152	0	0	152	0
110	COONOOR		850	0	0	850	0
	Total		1889	0	0	1889	0

Annexure 2.10 (contd.)

Position for July- March 2011								Total Service Voters in final roll 2011 (GETNLA 2011)
Form 2 Recd	Form 2A Recd	Form 3 Recd	Names added in roll thru Form 2	Names added thru Form 2A	Names added thru Form 3	Total SVs added	No. of CSVs added	
9	10	11	12	13	14	15	16	17
0	0	0	0	0	0	0	0	42
0	0	0	0	0	0	0	0	52
0	0	0	0	0	0	0	0	23
0	0	0	0	0	0	0	0	28
2	0	0	2	0	0	2	0	84
0	0	0	0	0	0	0	0	73
0	0	0	0	0	0	0	0	41
0	0	0	0	0	0	0	0	36
2	0	0	2	0	0	2	0	379
0	0	0	0	0	0	0	0	54
0	0	0	0	0	0	0	0	30
0	0	0	0	0	0	0	0	15
0	0	0	0	0	0	0	0	20
0	0	0	0	0	0	0	0	22
0	0	0	0	0	0	0	0	33
0	0	0	0	0	0	0	0	64
0	0	0	0	0	0	0	0	69
0	0	0	0	0	0	0	0	307
0	0	0	0	0	0	0	0	887
0	2	0	0	2	0	2	0	154
0	8	0	0	8	0	8	0	858
0	10	0	0	10	0	10	0	1899

Information on Service Voters (GETNLA 2011)

Name of State : Tamil Nadu

Name of District	AC No. and Name		Service Voters as at end of June 2010				
	No.	Name	Armed Forces of the Union	Armed force of States posted outside state	Govt. Person employed outside country	Total Service Voters	Of which CSVs (Voter with proxy)
1	2	3	4	5	6	7	8
COIMBATORE							
111	METTUPPALAYAM		93	2	0	95	0
116	SULUR		80	5	0	85	0
117	KAVUNDAMPALAYAM		49	6	0	55	0
118	COIMBATORE (NORTH)		100	0	0	100	0
119	THONDAMUTHUR		29	2	0	31	0
120	COIMBATORE (SOUTH)		97	0	0	97	0
121	SINGANALLUR		74	10	0	84	0
122	KINATHUKADAVU		121	4	0	125	0
123	POLLACHI		35	0	0	35	0
124	VALPARAI (SC)		90	0	0	90	0
	Total		768	29	0	797	0
DINDIGUL							
127	PALANI		52	0	0	52	0
128	ODDANCHATRAM		60	0	0	60	0
129	ATHOOR		471	0	0	471	0
130	NILAKKOTTAI (SC)		486	0	0	486	0
131	NATHAM		198	0	0	198	0
132	DINDIGUL		402	0	0	402	0
133	VEDASANDUR		327	0	0	327	0
	Total		1996	0	0	1996	0
KARUR							
134	ARAVAKURICHI		0	18	0	18	0
135	KARUR		0	46	0	46	0
136	KRISHNARAYAPURAM (SC)		0	156	0	156	0
137	KULITHALAI		0	169	0	169	0
	Total		0	389	0	389	0

Annexure 2.10 (contd.)

Position for July- March 2011								Total Service Voters in final roll 2011 (GETNLA 2011)
Form 2 Recd	Form 2A Recd	Form 3 Recd	Names added in roll thru Form 2	Names added thru Form 2A	Names added thru Form 3	Total SVs added	No. of CSVs added	
9	10	11	12	13	14	15	16	17
0	0	0	0	0	0	0	0	95
0	0	0	0	0	0	0	0	85
0	0	0	0	0	0	0	0	55
0	0	0	0	0	0	0	0	100
0	0	0	0	0	0	0	0	31
0	0	0	0	0	0	0	0	97
0	0	0	0	0	0	0	0	84
0	0	0	0	0	0	0	0	125
0	0	0	0	0	0	0	0	35
0	0	0	0	0	0	0	0	90
0	0	0	0	0	0	0	0	797
0	0	0	0	0	0	0	0	52
0	0	0	0	0	0	0	0	60
0	0	0	0	0	0	0	0	471
0	0	0	0	0	0	0	0	486
0	0	0	0	0	0	0	0	198
0	0	0	0	0	0	0	0	402
0	0	0	0	0	0	0	0	327
0	0	0	0	0	0	0	0	1996
1	0	0	1	0	0	1	0	19
2	0	0	2	0	0	2	0	48
16	0	0	16	0	0	16	0	172
12	0	0	12	0	0	12	0	181
31	0	0	31	0	0	31	0	420

Information on Service Voters (GETNLA 2011)

Name of State : Tamil Nadu

Name of District	AC No. and Name		Service Voters as at end of June 2010				
	No.	Name	Armed Forces of the Union	Armed force of States posted outside state	Govt. Person employed outside country	Total Service Voters	Of which CSVs (Voter with proxy)
1	2	3	4	5	6	7	8
TIRUCHIRAPPALLI							
138	MANAPPARAI		4	254	0	258	0
139	SRIRANGAM		12	181	0	193	0
140	TIRUCHIRAPPALLI (WEST)		5	59	0	64	0
141	TIRUCHIRAPPALLI (EAST)		4	29	0	33	0
142	THIRUVERUMBUR		0	316	0	316	0
143	LALGUDI		0	387	49	436	0
144	MANACHANALLUR		3	178	2	183	0
145	MUSIRI		20	188	0	208	0
146	THURAIYUR (SC)		18	113	2	133	0
	Total		66	1705	53	1824	0
PERAMBALUR							
147	PERAMBALUR (SC)			92	0	92	0
148	KUNNAM			94	0	94	0
	Total		0	186	0	186	0
ARIYALUR							
149	ARIYALUR		0	286	0	286	0
150	JAYANKONDAM		0	414	0	414	0
	Total		0	700	0	700	0
CUDDALORE							
151	TITTAKUDI (SC)		0	28	0	28	0
152	VRIDDHACHALAM		0	69	0	69	0
153	NEYVELI		0	22	0	22	0
154	PANRUTI		0	38	0	38	0
155	CUDDALORE		0	74	0	74	0
156	KURINJIPADI		0	33	0	33	0
157	BHUVANAGIRI		0	89	0	89	0
158	CHIDAMBARAM		0	47	0	47	0
159	KATTUMANNARKOIL (SC)		0	62	0	62	0
	Total		0	462	0	462	0

Information on Service Voters (GETNLA 2011)

Name of State : Tamil Nadu

Name of District	AC No. and Name		Service Voters as at end of June 2010				
	No.	Name	Armed Forces of the Union	Armed force of States posted outside state	Govt. Person employed outside country	Total Service Voters	Of which CSVs (Voter with proxy)
1	2	3	4	5	6	7	8
NAGAPATTINAM							
160	SIRKAZHI (SC)		80	0	0	80	0
161	MAYILADUTHURAI		131	0	0	131	0
162	POOMPUHAR		81	0	0	81	0
163	NAGAPATTINAM		72	0	0	72	0
164	KILVELUR (SC)		54	0	0	54	0
165	VEDARANYAM		110	0	0	110	0
Total			528	0	0	528	0
THIRUVARUR							
166	THIRUTHURAIPOONDI (SC)		172	0	0	172	0
167	MANNARGUDI		187	0	0	187	0
168	THIRUVARUR		193	0	0	193	0
169	NANNILAM		203	0	0	203	0
Total			755	0	0	755	0
THANJAVUR							
170	THIRUVIDAIMARUDUR (SC)		69	0	0	69	0
171	KUMBAKONAM		77	0	0	77	0
172	PAPANASAM		115	0	0	115	0
173	THIRUVAIYARU		231	0	0	231	0
174	THANJAVUR		207	0	0	207	0
175	ORATHANADU		266	0	0	266	0
176	PATTUKKOTTAI		34	0	0	34	0
177	PERAVURANI		24	0	0	24	0
Total			1023	0	0	1023	0
PUDUKKOTTAI							
178	GANDHARVAKOTTAI (SC)		5	97	0	102	0
179	VIRALIMALAI		2	66	0	68	0
180	PUDUKKOTTAI		14	55	0	69	0
181	THIRUMAYAM		14	93	0	107	0
182	ALANGUDI		5	46	0	51	0
183	ARANTHANGI		5	28	0	33	0
Total			45	385	0	430	0

Information on Service Voters (GETNLA 2011)

Name of State : Tamil Nadu

Name of District	AC No. and Name		Service Voters as at end of June 2010				
	No.	Name	Armed Forces of the Union	Armed force of States posted outside state	Govt. Person employed outside country	Total Service Voters	Of which CSVs (Voter with proxy)
1	2	3	4	5	6	7	8
SIVAGANGA							
184	KARAIKUDI		226	0	0	226	0
185	TIRUPPATTUR		140	0	0	140	0
186	SIVAGANGA		842	0	0	842	0
187	MANAMADURAI (SC)		721	0	0	721	0
	Total		1929	0	0	1929	0
MADURAI							
188	MELUR		205	0	0	205	0
189	MADURAI EAST		208	0	0	208	0
190	SHOLAVANDAN (SC)		623	0	0	623	0
191	MADURAI NORTH		264	0	0	264	0
192	MADURAI SOUTH		85	0	0	85	0
193	MADURAI CENTRAL		216	0	0	216	0
194	MADURAI WEST		334	0	0	334	0
195	THIRUPARANKUNDRAM		335	0	0	335	0
196	THIRUMANGALAM		1602	0	0	1602	0
197	USILAMPATTI		1512	0	0	1512	0
	Total		5384	0	0	5384	0
THENI							
198	ANDIPATTI		1313	0	0	1313	0
199	PERIYAKULAM (SC)		1230	0	0	1230	0
200	BODINAYAKANUR		1133	0	0	1133	0
201	CUMBUM		1288	0	0	1288	0
	Total		4964	0	0	4964	0
VIRUDHUNAGAR							
202	RAJAPALAYAM		0	159	0	159	0
203	SRIVILLIPUTHUR (SC)		0	809	0	809	0
204	SATTUR		0	462	0	462	0
205	SIVAKASI		0	70	0	70	0
206	VIRUDHUNAGAR		0	261	0	261	0
207	ARUPPUKOTTAI		0	442	0	442	0
208	TIRUCHULI		0	263	0	263	0
	Total		0	2466	0	2466	0

Information on Service Voters (GETNLA 2011)

Name of State : Tamil Nadu

Name of District	AC No. and Name		Service Voters as at end of June 2010				
	No.	Name	Armed Forces of the Union	Armed force of States posted outside state	Govt. Person employed outside country	Total Service Voters	Of which CSVs (Voter with proxy)
1	2	3	4	5	6	7	8
RAMANATHAPURAM							
209	PARAMAKUDI (SC)		441	0	0	441	0
210	TIRUVADANAI		162	0	0	162	0
211	RAMANATHAPURAM		86	0	0	86	0
212	MUDHUKULATHUR		371	0	0	371	0
	Total		1060	0	0	1060	0
THOOTHUKKUDI							
213	VILATHIKULAM		315	0	0	315	0
214	THOOTHUKKUDI		141	0	0	141	0
215	TIRUCHENDUR		31	0	0	31	0
216	SRIVAİKUNTAM		110	0	0	110	0
217	OTTAPIDARAM (SC)		606	0	0	606	0
218	KOVILPATTI		610	0	0	610	0
	Total		1813	0	0	1813	0
TIRUNELVELI							
219	SANKARANKOVIL (SC)		344	0	0	344	0
220	VASUDEVANALLUR (SC)		233	0	0	233	0
221	KADAYANALLUR		329	0	0	329	0
222	TENKASI		175	0	0	175	0
223	ALANGULAM		94	0	0	94	0
224	TIRUNELVELI		148	0	0	148	0
225	AMBASAMUDRAM		172	0	0	172	0
226	PALAYAMKOTTAI		172	0	0	172	0
227	NANGUNERI		119	0	0	119	0
228	RADHAPURAM		118	0	0	118	0
	Total		1904	0	0	1904	0
KANNIYAKUMARI							
229	KANNIYAKUMARI		411	0	0	411	0
230	NAGERCOIL		126	0	0	126	0
231	COLACHAL		481	0	0	481	0
232	PADMANABHAPURAM		834	0	0	834	0
233	VILAVANCODE		1472	0	0	1472	0
234	KILLIYOOR		1778	0	0	1778	0
	Total		5102	0	0	5102	0
GRAND TOTAL			54700	10075	53	64828	26

Annexure 2.10 (contd.)

Position for July- March 2011								Total Service Voters in final roll 2011 (GETNLA 2011)
Form 2 Recd	Form 2A Recd	Form 3 Recd	Names added in roll thru Form 2	Names added thru Form 2A	Names added thru Form 3	Total SVs added	No. of CSVs added	
9	10	11	12	13	14	15	16	17
0	0	0	0	0	0	0	0	441
0	0	0	0	0	0	0	0	162
0	0	0	0	0	0	0	0	86
34	34	0	34	0	0	34	0	405
34	34	0	34	0	0	34	0	1094
61	0	0	61	0	0	61	0	376
18	0	0	18	0	0	18	0	159
0	0	0	0	0	0	0	0	31
0	0	0	0	0	0	0	0	110
41	0	0	41	0	0	41	0	647
54	0	0	54	0	0	54	0	664
174	0	0	174	0	0	174	0	1987
22	0	0	22	0	0	22	0	366
10	0	0	10	0	0	10	0	243
14	0	0	14	0	0	14	0	343
21	0	0	21	0	0	21	0	196
1	0	0	1	0	0	1	0	95
0	0	0	0	0	0	0	0	148
10	0	0	10	0	0	10	0	182
4	0	0	4	0	0	4	0	176
11	0	0	11	0	0	11	0	130
0	0	0	0	0	0	0	0	118
93	0	0	93	0	0	93	0	1997
23	0	0	23	0	0	23	0	434
0	0	0	0	0	0	0	0	126
1	0	0	1	0	0	1	0	482
0	0	0	0	0	0	0	0	834
31	0	0	31	0	0	31	0	1503
0	0	0	0	0	0	0	0	1778
55	0	0	55	0	0	55	0	5157
2595	500	26	3045	16	0	3061	0	67915

ANNEXURE 2.11

DISTRIBUTION OF VOTERS SLIP - TNLA 2011

Sl. no	Name of the District	Total No. of Electors	No. of Voter Slip Generated	No. of Voter Slip Distributed	No. of Voters which could not be distributed	% of Column (3) to (5)
1	THIRUVALLUR	2399661	2399661	2399661	0	100.00
2	CHENNAI	3171586	3171586	3010210	161376	94.91
3	KANCHEEPURAM	2571006	2571006	2515471	55535	97.84
4	VELLORE	2482622	2482622	2404017	78605	96.83
5	KRISHNAGIRI	1178173	1178173	1170637	7536	99.36
6	DHARMAPURI	988256	988256	987693	563	99.94
7	TIRUVANNAMALAI	1629650	1629650	1603879	25771	98.42
8	VILLUPURAM	2235109	2235109	2203840	31269	98.60
9	SALEM	2314127	2314127	2215691	98436	95.75
10	NAMAKKAL	1154476	1154476	1145415	9061	99.22
11	ERODE	1512656	1512656	1489579	23077	98.47
12	THE NILGIRIS	495209	495209	460649	34560	93.02
13	COIMBATORE	2136705	2136705	2082160	54545	97.45
14	DINDIGUL	1424050	1424050	1367679	56371	96.04
15	KARUR	719069	719069	710688	8381	98.83
16	TIRUCHIRAPPALLI	1778947	1778947	1749553	29394	98.35
17	PERAMBALUR	441035	441035	441035	0	100.00
18	CUDDALORE	1676117	1676117	1579392	96725	94.23
19	NAGAPATTINAM	1039524	1039524	1010412	29112	97.20
20	THIRUVARUR	827008	827008	809409	17599	97.87
21	THANJAVUR	1557582	1557582	1511518	46064	97.04
22	PUDUKKOTTAI	1001383	1001383	968509	32874	96.72
23	SIVAGANGA	868441	868441	853878	14563	98.32
24	MADURAI	2036257	2036257	1934461	101796	95.00
25	THENI	831589	831589	748398	83191	90.00
26	VIRDHUNAGAR	1270426	1270426	1257897	12529	99.01
27	RAMANATHAPURAM	905711	905711	883905	21806	97.59
28	THOOTHUKKUDI	1100380	1100380	1086621	13759	98.75
29	TIRUNELVELI	1991429	1991429	1972318	19111	99.04
30	KANNIYAKUMARI	1296425	1296425	1235131	61294	95.27
31	ARIYALUR	434395	434395	412764	21631	95.02
32	TIRUPPUR	1580848	1580848	1552551	28297	98.21
	TOTAL	47049852	47049852	45775021	1274831	97.29

Annexure - 3.1

General Elections to TNLA, 2011
No. of Polling Stations as on 26.03.2011

Sl. No.	Name of AC	Total Parts	Total PS	Classification of Polling Stations			Aux AV out of col. 5	Total Main PS	Total Auxi. PS
				All Voters	Male	Female			
(1)	(2)	(3)	(4)	(5)	(6)	(7)	(8)	(9)	(10)
THIRUVALLUR									
1	GUMMIDIPOONDI	239	244	234	5	5	0	239	5
2	PONNERI (SC)	225	227	223	2	2	0	225	2
3	TIRUTTANI	267	273	263	5	5	1	267	6
4	THIRUVALLUR	237	237	237	0	0	0	237	0
5	POONAMALLEE (SC)	259	279	239	20	20	0	259	20
6	AVADI	281	312	250	31	31	0	281	31
7	MADURAVOYAL	290	292	288	2	2	0	290	2
8	AMBATTUR	266	267	265	1	1	0	266	1
9	MADAVARAM	250	291	221	35	35	6	250	41
10	THIRUVOTTIYUR	204	270	138	66	66	0	204	66
Total		2518	2692	2358	167	167	7	2518	174
CHENNAI									
11	DR.RADHAKRISHNANNAGAR	172	219	125	47	47	0	172	47
12	PERAMBUR	140	230	50	90	90	0	140	90
13	KOLATHUR	125	203	47	78	78	0	125	78
14	VILLIVAKKAM	141	212	70	71	71	0	141	71
15	THIRU-VI-KA-NAGAR (SC)	115	174	56	59	59	0	115	59
16	EGMORE (SC)	141	178	104	37	37	0	141	37
17	ROYAPURAM	130	166	94	36	36	0	130	36
18	HARBOUR	134	157	111	23	23	0	134	23
19	CHEPAUK-THIRUVALLIKENI	166	184	148	18	18	0	166	18
20	THOUSAND LIGHTS	176	203	149	27	27	0	176	27
21	ANNA NAGAR	177	216	138	39	39	0	177	39
22	VIRUGAMPAKKAM	157	228	86	71	71	0	157	71
23	SAIDAPET	120	208	32	88	88	0	120	88
24	THIYAGARAYANAGAR	152	187	117	35	35	0	152	35
25	MYLAPORE	191	220	162	29	29	0	191	29
26	VELACHERY	178	251	105	73	73	0	178	73
Total		2415	3236	1594	821	821	0	2415	821

Annexure - 3.1 (contd.)

Sl. No.	Name of AC	Total Parts	Total PS	Classification of Polling Stations			Aux AV out of col. 5	Total Main PS	Total Aux. PS
				All Voters	Male	Female			
(1)	(2)	(3)	(4)	(5)	(6)	(7)	(8)	(9)	(10)
KANCHEEPURAM									
27	SHOZHINGANALLUR	382	384	380	2	2	0	382	2
28	ALANDUR	250	250	250	0	0	0	250	0
29	SRIPERUMBUDUR (SC)	224	224	224	0	0	0	224	0
30	PALLAVARAM	297	298	296	1	1	0	297	1
31	TAMBARAM	253	253	253	0	0	0	253	0
32	CHENGALPATTU	280	281	279	1	1	0	280	1
33	THIRUPORUR	225	225	225	0	0	0	225	0
34	CHEYYUR (SC)	206	206	206	0	0	0	206	0
35	MADURANTAKAM (SC)	204	204	204	0	0	0	204	0
36	UTHIRAMERUR	222	222	222	0	0	0	222	0
37	KANCHEEPURAM	268	269	267	1	1	0	268	1
	Total	2811	2816	2806	5	5	0	2811	5
VELLORE									
38	ARAKKONAM (SC)	208	215	201	7	7	0	208	7
39	SHOLINGUR	252	254	252	1	1	1	252	2
40	KATPADI	209	221	204	9	9	4	209	13
41	RANIPET	210	218	203	7	7	0	210	7
42	ARCOT	249	258	240	9	9	0	249	9
43	VELLORE	189	206	172	17	17	0	189	17
44	ANAIKATTU	222	227	217	5	5	0	222	5
45	KILVAITHINANKUPPAM (SC)	213	215	211	2	2	0	213	2
46	GUDIYATTAM (SC)	240	257	223	17	17	0	240	17
47	VANIYAMBADI	206	216	196	10	10	0	206	10
48	AMBUR	196	203	191	6	6	1	196	7
49	JOLARPET	220	222	218	2	2	0	220	2
50	TIRUPATTUR	197	200	194	3	3	0	197	3
	Total	2811	2912	2722	95	95	6	2811	101

Annexure - 3.1 (contd.)

Sl. No.	Name of AC	Total Parts	Total PS	Classification of Polling Stations			Aux AV out of col. 5	Total Main PS	Total Auxi. PS
				All Voters	Male	Female			
(1)	(2)	(3)	(4)	(5)	(6)	(7)	(8)	(9)	(10)
KRISHNAGIRI									
51	UTHANGARAI (SC)	222	227	217	5	5	0	222	5
52	BARGUR	232	233	231	1	1	0	232	1
53	KRISHNAGIRI	217	222	212	5	5	0	217	5
54	VEPPANAHALLI	229	229	229	0	0	0	229	0
55	HOSUR	245	255	235	10	10	0	245	10
56	THALLI	218	223	213	5	5	0	218	5
	Total	1363	1389	1337	26	26	0	1363	26
DHARMAPURI									
57	PALACODU	198	208	188	10	10	0	198	10
58	PENNAGARAM	225	243	207	18	18	0	225	18
59	DHARMAPURI	224	247	201	23	23	0	224	23
60	PAPPIREDDIPPATTI	222	246	198	24	24	0	222	24
61	HARUR (SC)	219	236	202	17	17	0	219	17
	Total	1088	1180	996	92	92	0	1088	92
TIRUVANNAMALAI									
62	CHENGAM (SC)	247	247	247	0	0	0	247	0
63	TIRUVANNAMALAI	235	236	236	0	0	1	235	1
64	KILPENNATHUR	253	254	254	0	0	1	253	1
65	KALASAPAKKAM	218	218	218	0	0	0	218	0
66	POLUR	233	233	233	0	0	0	233	0
67	ARANI	244	244	244	0	0	0	244	0
68	CHEYVAR	244	244	244	0	0	0	244	0
69	VANDEVASI (SC)	246	246	246	0	0	0	246	0
	Total	1920	1922	1922	0	0	2	1920	2

Annexure - 3.1 (contd.)

Sl. No.	Name of AC	Total Parts	Total PS	Classification of Polling Stations			Aux AV out of col. 5	Total Main PS	Total Aux. PS
				All Voters	Male	Female			
(1)	(2)	(3)	(4)	(5)	(6)	(7)	(8)	(9)	(10)
VILLUPURAM									
70	GINGEE	245	254	236	9	9	0	245	9
71	MAILAM	215	222	208	7	7	0	215	7
72	TINDIVANAM (SC)	210	214	206	4	4	0	210	4
73	VANUR (SC)	230	249	217	16	16	3	230	19
74	VILLUPURAM	222	244	206	19	19	3	222	22
75	VIKRAVANDI	207	219	195	12	12	0	207	12
76	TIRUKKOYILUR	226	231	221	5	5	0	226	5
77	ULUNDURPETTAI	271	279	269	5	5	3	271	8
78	RISHIVANDIYAM	233	247	219	14	14	0	233	14
79	SANKRAPURAM	232	250	224	13	13	5	232	18
80	KALLAKURICHI (SC)	255	263	249	7	7	1	255	8
Total		2546	2672	2450	111	111	15	2546	126
SALEM									
81	GANGAVALLI (SC)	194	213	175	19	19	0	194	19
82	ATTUR (SC)	198	220	178	21	21	1	198	22
83	YERCAUD (ST)	252	263	241	11	11	0	252	11
84	OMALUR	248	269	229	20	20	1	248	21
85	METTUR	223	248	198	25	25	0	223	25
86	EDAPPADI	231	257	205	26	26	0	231	26
87	SANKARI	238	257	219	19	19	0	238	19
88	SALEM (WEST)	220	241	199	21	21	0	220	21
89	SALEM (NORTH)	215	259	171	44	44	0	215	44
90	SALEM (SOUTH)	203	261	145	58	58	0	203	58
91	VEERAPANDI	224	235	213	11	11	0	224	11
Total		2446	2723	2173	275	275	2	2446	277

Annexure - 3.1 (contd.)

Sl. No.	Name of AC	Total Parts	Total PS	Classification of Polling Stations			Aux AV out of col. 5	Total Main PS	Total Auxi. PS
				All Voters	Male	Female			
(1)	(2)	(3)	(4)	(5)	(6)	(7)	(8)	(9)	(10)
NAMAKKAL									
92	RASIPURAM (SC)	215	223	207	8	8	0	215	8
93	SENTHAMANGALAM (ST)	229	242	216	13	13	0	229	13
94	NAMAKKAL	229	238	220	9	9	0	229	9
95	PARAMATHI-VELUR	218	227	209	9	9	0	218	9
96	TIRUCHENGODU	211	216	206	5	5	0	211	5
97	KUMARAPALAYAM	201	214	188	13	13	0	201	13
Total		1303	1360	1246	57	57	0	1303	57
ERODE									
98	ERODE (EAST)	177	182	172	5	5	0	177	5
99	ERODE (WEST)	201	209	193	8	8	0	201	8
100	MODAKKURICHI	211	219	203	8	8	0	211	8
103	PERUNDURAI	205	211	199	6	6	0	205	6
104	BHAVANI	218	232	204	14	14	0	218	14
105	ANTHIYUR	207	224	190	17	17	0	207	17
106	GOBICHETTIPALAYAM	236	260	212	24	24	0	236	24
107	BHAVANISAGAR (SC)	226	242	210	16	16	0	226	16
Total		1681	1779	1583	98	98	0	1681	98
TIRUPPUR									
101	DHARAPURAM (SC)	233	253	213	20	20	0	233	20
102	KANGAYAM	209	218	200	9	9	0	209	9
112	AVANASHI (SC)	212	239	185	27	27	0	212	27
113	TIRUPPUR (NORTH)	217	257	177	40	40	0	217	40
114	TIRUPPUR (SOUTH)	165	180	150	15	15	0	165	15
115	PALLADAM	253	275	231	22	22	0	253	22
125	UDUMALPET	223	247	199	24	24	0	223	24
126	MADATHUKULAM	185	216	154	31	31	0	185	31
Total		1697	1885	1509	188	188	0	1697	188

Annexure - 3.1 (contd.)

Sl. No.	Name of AC	Total Parts	Total PS	Classification of Polling Stations			Aux AV out of col. 5	Total Main PS	Total Aux. PS
				All Voters	Male	Female			
(1)	(2)	(3)	(4)	(5)	(6)	(7)	(8)	(9)	(10)
THE NILGIRIS									
108	UDHAGAMANDALAM	185	193	177	8	8	0	185	8
109	GUDALUR (SC)	179	193	165	14	14	0	179	14
110	COONOOR	185	193	177	8	8	0	185	8
Total		549	579	519	30	30	0	549	30
COIMBATORE									
111	METTUPPALAYAM	238	238	238	0	0	0	238	0
116	SULUR	226	226	226	0	0	0	226	0
117	KAVUNDAMPALAYAM	268	273	273	0	0	5	268	5
118	COIMBATORE (NORTH)	200	204	204	0	0	4	200	4
119	THONDAMUTHUR	217	217	217	0	0	0	217	0
120	COIMBATORE (SOUTH)	189	191	191	0	0	2	189	2
121	SINGANALLUR	212	212	212	0	0	0	212	0
122	KINATHUKADAVU	223	224	224	0	0	1	223	1
123	POLLACHI	203	203	203	0	0	0	203	0
124	VALPARAI (SC)	180	180	180	0	0	0	180	0
Total		2156	2168	2168	0	0	12	2156	12
DINDIGUL									
127	PALANI	235	249	221	14	14	0	235	14
128	ODDANCHATRAM	224	230	218	6	6	0	224	6
129	ATHOOR	272	273	271	1	1	0	272	1
130	NILAKKOTTAI (SC)	208	210	206	2	2	0	208	2
131	NATHAM	248	259	237	11	11	0	248	11
132	DINDIGUL	211	212	210	1	1	0	211	1
133	VEDASANDUR	262	266	258	4	4	0	262	4
Total		1660	1699	1621	39	39	0	1660	39

Annexure - 3.1 (contd.)

Sl. No.	Name of AC	Total Parts	Total PS	Classification of Polling Stations			Aux AV out of col. 5	Total Main PS	Total Aux. PS
				All Voters	Male	Female			
(1)	(2)	(3)	(4)	(5)	(6)	(7)	(8)	(9)	(10)
KARUR									
134	ARAVAKURICHI	198	198	198	0	0	0	198	0
135	KARUR	209	212	206	3	3	0	209	3
136	KRISHNARAYAPURAM (SC)	199	199	199	0	0	0	199	0
137	KULITHALAI	199	199	199	0	0	0	199	0
Total		805	808	802	3	3	0	805	3
TIRUCHIRAPPALLI									
138	MANAPPARAI	255	261	249	6	6	0	255	6
139	SRIRANGAM	257	257	257	0	0	0	257	0
140	TIRUCHIRAPPALLI (WEST)	238	240	236	2	2	0	238	2
141	TIRUCHIRAPPALLI (EAST)	233	233	233	0	0	0	233	0
142	THIRUVERUMBUR	249	254	244	5	5	0	249	5
143	LALGUDI	209	209	209	0	0	0	209	0
144	MANACHANALLUR	223	223	223	0	0	0	223	0
145	MUSIRI	225	225	225	0	0	0	225	0
146	THURAIYUR (SC)	222	222	222	0	0	0	222	0
Total		2111	2124	2098	13	13	0	2111	13
PERAMBALUR									
147	PERAMBALUR (SC)	268	270	270	0	0	2	268	2
148	KUNNAM	258	267	263	2	2	7	258	9
Total		526	537	533	2	2	9	526	11
ARIYALUR									
149	ARIYALUR	265	266	264	1	1	0	265	1
150	JAYANKONDAM	252	253	251	1	1	0	252	1
Total		517	519	515	2	2	0	517	2

Annexure - 3.1 (contd.)

Sl. No.	Name of AC	Total Parts	Total PS	Classification of Polling Stations			Aux AV out of col. 5	Total Main PS	Total Aux. PS
				All Voters	Male	Female			
(1)	(2)	(3)	(4)	(5)	(6)	(7)	(8)	(9)	(10)
CUDDALORE									
151	TITTAKUDI (SC)	200	206	194	6	6	0	200	6
152	VRIDDHACHALAM	221	238	208	15	15	2	221	17
153	NEYVELI	174	188	160	14	14	0	174	14
154	PANRUTI	208	232	184	24	24	0	208	24
155	CUDDALORE	198	208	190	9	9	1	198	10
156	KURINJIPADI	198	221	175	23	23	0	198	23
157	BHUVANAGIRI	240	267	213	27	27	0	240	27
158	CHIDAMBARAM	204	219	191	14	14	1	204	15
159	KATTUMANNARKOIL (SC)	205	216	196	10	10	1	205	11
Total		1848	1995	1711	142	142	5	1848	147
NAGAPATTINAM									
160	SIRKAZHI (SC)	213	228	198	15	15	0	213	15
161	MAYILADUTHURAI	207	213	201	6	6	0	207	6
162	POOMPUHAR	238	241	235	3	3	0	238	3
163	NAGAPATTINAM	172	189	155	17	17	0	172	17
164	KILVELUR (SC)	170	174	166	4	4	0	170	4
165	VEDARANYAM	176	178	174	2	2	0	176	2
Total		1176	1223	1129	47	47	0	1176	47
THIRUVARUR									
166	THIRUTHURAIPOONDI (SC)	227	237	217	10	10	0	227	10
167	MANNARGUDI	234	246	228	9	9	3	234	12
168	THIRUVARUR	237	251	231	10	10	4	237	14
169	NANNILAM	265	266	266	0	0	1	265	1
Total		963	1000	942	29	29	8	963	37

Annexure - 3.1 (contd.)

Sl. No.	Name of AC	Total Parts	Total PS	Classification of Polling Stations			Aux AV out of col. 5	Total Main PS	Total Aux. PS
				All Voters	Male	Female			
(1)	(2)	(3)	(4)	(5)	(6)	(7)	(8)	(9)	(10)
THANJAVUR									
170	THIRUVIDAIMARUDUR (SC)	240	240	240	0	0	0	240	0
171	KUMBAKONAM	219	219	219	0	0	0	219	0
172	PAPANASAM	252	252	252	0	0	0	252	0
173	THIRUVAIYARU	254	254	254	0	0	0	254	0
174	THANJAVUR	226	228	224	2	2	0	226	2
175	ORATHANADU	241	241	241	0	0	0	241	0
176	PATTUKKOTTAI	224	230	218	6	6	0	224	6
177	PERAVURANI	212	213	211	1	1	0	212	1
	Total	1868	1877	1859	9	9	0	1868	9
PUDUKKOTTAI									
178	GANDHARVAKOTTAI (SC)	188	191	187	2	2	1	188	3
179	VIRALIMALAI	197	199	195	2	2	0	197	2
180	PUDUKKOTTAI	195	198	194	2	2	1	195	3
181	THIRUMAYAM	219	219	219	0	0	0	219	0
182	ALANGUDI	211	211	211	0	0	0	211	0
183	ARANTHANGI	219	220	218	1	1	0	219	1
	Total	1229	1238	1224	7	7	2	1229	9
SIVAGANGA									
184	KARAIKUDI	248	257	239	9	9	0	248	9
185	TIRUPPATTUR	279	279	279	0	0	0	279	0
186	SIVAGANGA	268	285	251	17	17	0	268	17
187	MANAMADURAI (SC)	260	267	253	7	7	0	260	7
	Total	1055	1088	1022	33	33	0	1055	33
MADURAI									
188	MELUR	228	230	226	2	2	0	228	2
189	MADURAI EAST	243	244	242	1	1	0	243	1
190	SHOLAVANDAN (SC)	210	212	208	2	2	0	210	2
191	MADURAI NORTH	188	189	187	1	1	0	188	1
192	MADURAI SOUTH	166	168	164	2	2	0	166	2

Annexure - 3.1 (contd.)

Sl. No.	Name of AC	Total Parts	Total PS	Classification of Polling Stations			Aux AV out of col. 5	Total Main PS	Total Aux. PS
				All Voters	Male	Female			
(1)	(2)	(3)	(4)	(5)	(6)	(7)	(8)	(9)	(10)
MADURAI (contd.)									
193	MADURAI CENTRAL	187	189	185	2	2	0	187	2
194	MADURAI WEST	205	209	201	4	4	0	205	4
195	THIRUPARANKUNDRAM	238	238	238	0	0	0	238	0
196	THIRUMANGALAM	253	257	249	4	4	0	253	4
197	USILAMPATTI	265	267	263	2	2	0	265	2
Total		2183	2203	2163	20	20	0	2183	20
THENI									
198	ANDIPATTI	244	256	232	12	12	0	244	12
199	PERIYAKULAM (SC)	206	231	183	24	24	1	206	25
200	BODINAYAKANUR	231	243	219	12	12	0	231	12
201	CUMBUM	224	230	218	6	6	0	224	6
Total		905	960	852	54	54	1	905	55
VIRUDHUNAGAR									
202	RAJAPALAYAM	201	202	200	1	1	0	201	1
203	SRIVILLIPUTHUR (SC)	233	235	233	1	1	1	233	2
204	SATTUR	215	217	213	2	2	0	215	2
205	SIVAKASI	200	210	190	10	10	0	200	10
206	VIRUDHUNAGAR	201	206	196	5	5	0	201	5
207	ARUPPUKOTTAI	218	222	214	4	4	0	218	4
208	TIRUCHULI	244	246	242	2	2	0	244	2
Total		1512	1538	1488	25	25	1	1512	26
RAMANATHAPURAM									
209	PARAMAKUDI (SC)	242	247	237	5	5	0	242	5
210	TIRUVADANAI	261	269	253	8	8	0	261	8
211	RAMANATHAPURAM	262	274	256	9	9	3	262	12
212	MUDHUKULATHUR	321	330	312	9	9	0	321	9
Total		1086	1120	1058	31	31	3	1086	34

Annexure - 3.1 (contd.)

Sl. No.	Name of AC	Total Parts	Total PS	Classification of Polling Stations			Aux AV out of col. 5	Total Main PS	Total Aux. PS
				All Voters	Male	Female			
(1)	(2)	(3)	(4)	(5)	(6)	(7)	(8)	(9)	(10)
THOOTHUKKUDI									
213	VILATHIKULAM	222	230	214	8	8	0	222	8
214	THOOTHUKKUDI	219	224	214	5	5	0	219	5
215	TIRUCHENDUR	206	210	202	4	4	0	206	4
216	SRIVAIKUNTAM	211	211	211	0	0	0	211	0
217	OTTAPIDARAM (SC)	198	198	198	0	0	0	198	0
218	KOVILPATTI	197	200	194	3	3	0	197	3
Total		1253	1273	1233	20	20	0	1253	20
TIRUNELVELI									
219	SANKARANKOVIL (SC)	221	230	212	9	9	0	221	9
220	VASUDEVANALLUR (SC)	217	221	213	4	4	0	217	4
221	KADAYANALLUR	222	233	211	11	11	0	222	11
222	TENKASI	232	247	217	15	15	0	232	15
223	ALANGULAM	238	253	223	15	15	0	238	15
224	TIRUNELVELI	238	262	214	24	24	0	238	24
225	AMBASAMUDRAM	235	240	230	5	5	0	235	5
226	PALAYAMKOTTAI	207	240	176	32	32	1	207	33
227	NANGUNERI	220	225	215	5	5	0	220	5
228	RADHAPURAM	222	236	208	14	14	0	222	14
Total		2252	2387	2119	134	134	1	2252	135
KANNIYAKUMARI									
229	KANNIYAKUMARI	253	258	248	5	5	0	253	5
230	NAGERCOIL	218	228	208	10	10	0	218	10
231	COLACHAL	247	249	245	2	2	0	247	2
232	PADMANABHAPURAM	228	229	227	1	1	0	228	1
233	VILAVANCODE	216	219	213	3	3	0	216	3
234	KILLIYOOR	226	229	223	3	3	0	226	3
Total		1388	1412	1364	24	24	0	1388	24
GRAND TOTAL		51641	54314	49116	2599	2599	74	51641	2673

Format 6**POLLING STATION LOCATIONS (PSL) DETAILS - (GETNLA 2011)****Name of State : Tamil Nadu**

District Name	Assembly		Total Parts			Total Polling Stations		
	No.	Name	Urban	Rural	Total	Urban	Rural	Total
1	2	3	4	5	6	7	8	9
THIRUVALLUR								
1	GUMMIDIPOONDI		19	220	239	19	225	244
2	PONNERI (SC)		44	181	225	44	183	227
3	TIRUTTANI		46	221	267	48	225	273
4	THIRUVALLUR		34	203	237	34	203	237
5	POONAMALLEE (SC)		50	209	259	58	221	279
6	AVADI		270	11	281	283	29	312
7	MADURAVOYAL		155	135	290	155	137	292
8	AMBATTUR		266	0	266	267	0	267
9	MADAVARAM		71	179	250	79	212	291
10	THIRUVOTTIYUR		204	0	204	270	0	270
Total			1159	1359	2518	1257	1435	2692
CHENNAI								
11	DR.RADHAKRISHNAN NAGAR		172	0	172	219	0	219
12	PERAMBUR		140	0	140	230	0	230
13	KOLATHUR		125	0	125	203	0	203
14	VILLIVAKKAM		141	0	141	212	0	212
15	THIRU-VI-KA-NAGAR (SC)		115	0	115	174	0	174
16	EGMORE (SC)		141	0	141	178	0	178
17	ROYAPURAM		130	0	130	166	0	166
18	HARBOUR		134	0	134	157	0	157
19	CHEPAUK-THIRUVALLIKENI		166	0	166	184	0	184
20	THOUSAND LIGHTS		176	0	176	203	0	203
21	ANNA NAGAR		177	0	177	216	0	216
22	VIRUGAMPAKKAM		157	0	157	228	0	228
23	SAIDAPET		120	0	120	208	0	208
24	THIYAGARAYANAGAR		152	0	152	187	0	187
25	MYLAPORE		191	0	191	220	0	220
26	VELACHERY		178	0	178	251	0	251
Total			2415	0	2415	3236	0	3236

Annexure 3.2

Total Polling Station Locations (PSLs)			Breakup of Urban Polling Station Locations with having more than one PS in same building						Breakup of Rural Polling Station Locations with having more than one PS in same building				
Urban	Rural	Total	1 PS	2 PS	3 PS	4 PS	5 PS	6 & more PS	1 PS	2 PS	3 PS	4 PS	5 & more PS
10	11	12	13	14	15	16	17	18	19	20	21	22	23
10	152	162	6	2	0	1	1	0	98	43	9	1	1
14	97	111	2	4	3	1	3	1	32	51	8	5	1
23	134	157	11	6	3	1	1	1	71	41	16	6	0
19	129	148	8	9	1	0	1	0	73	45	8	1	2
14	86	100	1	2	3	2	2	4	23	36	11	10	6
82	4	86	13	26	13	10	5	15	2	0	0	1	1
39	34	73	3	5	12	3	6	10	2	8	8	8	8
80	0	80	13	23	12	11	8	13	0	0	0	0	0
20	77	97	3	4	3	2	2	6	24	24	10	7	12
63	0	63	7	8	15	13	5	15	0	0	0	0	0
364	713	1077	67	89	65	44	34	65	325	248	70	39	31
41	0	41	5	6	7	7	2	14	0	0	0	0	0
41	0	41	1	8	5	5	5	17	0	0	0	0	0
43	0	43	5	9	6	7	5	11	0	0	0	0	0
48	0	48	7	5	6	9	5	16	0	0	0	0	0
48	0	48	5	12	8	8	5	10	0	0	0	0	0
71	0	71	18	31	9	6	3	4	0	0	0	0	0
55	0	55	11	14	13	7	3	7	0	0	0	0	0
61	0	61	20	16	13	4	3	5	0	0	0	0	0
79	0	79	27	23	17	4	6	2	0	0	0	0	0
76	0	76	18	31	8	7	6	6	0	0	0	0	0
41	0	41	8	8	5	5	5	10	0	0	0	0	0
40	0	40	2	5	6	4	6	17	0	0	0	0	0
58	0	58	4	20	11	9	3	11	0	0	0	0	0
59	0	59	10	12	13	13	6	5	0	0	0	0	0
72	0	72	14	20	14	10	7	7	0	0	0	0	0
51	0	51	3	11	5	8	5	19	0	0	0	0	0
884	0	884	158	231	146	113	75	161	0	0	0	0	0

POLLING STATION LOCATIONS (PSL) DETAILS - (GETNLA 2011)**Name of State : Tamil Nadu**

District Name	Assembly		Total Parts			Total Polling Stations		
	No.	Name	Urban	Rural	Total	Urban	Rural	Total
1	2	3	4	5	6	7	8	9
KANCHEEPURAM								
27	SHOZHINGANALLUR		0	382	382	0	384	384
28	ALANDUR		113	137	250	112	138	250
29	SRIPERUMBUDUR (SC)		0	224	224	0	224	224
30	PALLAVARAM		236	61	297	145	153	298
31	TAMBARAM		110	143	253	110	143	253
32	CHENGALPATTU		94	186	280	44	237	281
33	THIRUPORUR		0	225	225	0	225	225
34	CHEYYUR (SC)		0	206	206	0	206	206
35	MADURANTAKAM (SC)		19	185	204	18	186	204
36	UTHIRAMERUR		0	222	222	0	222	222
37	KANCHEEPURAM		126	142	268	127	142	269
Total			698	2113	2811	556	2260	2816
VELLORE								
38	ARAKKONAM (SC)		54	154	208	59	156	215
39	SHOLINGUR		1	251	252	2	252	254
40	KATPADI		25	184	209	30	192	222
41	RANIPET		62	148	210	65	152	217
42	ARCOT		35	214	249	44	214	258
43	VELLORE		167	22	189	184	22	206
44	ANAIKATTU		14	208	222	15	212	227
45	KILVAITHINANKUPPAM (SC)		0	213	213	0	215	215
46	GUDIYATTAM (SC)		95	145	240	96	161	257
47	VANIYAMBADI		54	152	206	57	159	216
48	AMBUR		61	135	196	72	131	203
49	JOLARPET		21	199	220	21	201	222
50	TIRUPATTUR		38	159	197	38	162	200
Total			627	2184	2811	683	2229	2912
KRISHNAGIRI								
51	UTHANGARAI (SC)		13	209	222	14	213	227
52	BARGUR		20	212	232	20	213	233
53	KRISHNAGIRI		51	166	217	51	171	222
54	VEPPANAHALLI		0	229	229	0	229	229
55	HOSUR		81	164	245	84	171	255
56	THALLI		22	196	218	22	201	223
Total			187	1176	1363	191	1198	1389

Annexure 3.2 (contd.)

Total Polling Station Locations (PSLs)			Breakup of Urban Polling Station Locations with having more than one PS in same building						Breakup of Rural Polling Station Locations with having more than one PS in same building				
Urban	Rural	Total	1 PS	2 PS	3 PS	4 PS	5 PS	6 & more PS	1 PS	2 PS	3 PS	4 PS	5 & more PS
10	11	12	13	14	15	16	17	18	19	20	21	22	23
0	64	64	0	0	0	0	0	0	4	7	11	5	37
33	34	67	4	7	9	6	2	5	4	7	9	3	11
0	104	104	0	0	0	0	0	0	31	50	15	2	6
41	28	69	5	10	9	7	3	7	2	6	1	5	14
35	35	70	5	10	9	3	5	3	2	14	4	3	12
19	72	91	3	10	3	2	1	0	17	19	11	8	17
0	104	104	0	0	0	0	0	0	35	38	17	10	4
0	133	133	0	0	0	0	0	0	81	45	2	1	4
10	131	141	1	9	0	0	0	0	87	37	5	1	1
0	141	141	0	0	0	0	0	0	85	42	10	2	2
50	70	120	11	13	10	6	4	6	41	18	4	6	1
188	916	1104	29	59	40	24	15	21	389	283	89	46	109
24	85	109	7	5	6	1	2	3	40	33	9	3	0
21	136	157	7	8	4	1	1	0	80	42	11	3	0
20	85	105	3	6	4	2	1	4	46	29	5	2	3
35	71	106	13	6	7	5	4	0	32	25	8	5	1
23	125	148	6	5	5	2	2	3	76	39	6	3	1
75	8	83	25	18	14	9	6	3	2	3	2	1	0
11	113	124	7	1	0	3	0	0	52	41	11	8	1
0	127	127	0	0	0	0	0	0	66	39	17	5	2
41	76	117	11	14	4	6	3	2	31	33	5	5	1
39	71	110	15	10	6	5	3	0	29	33	5	3	0
17	77	94	1	5	1	4	2	5	38	29	7	3	1
9	104	113	2	4	0	2	1	0	36	48	15	4	0
24	105	129	12	10	1	1	0	0	60	38	5	2	0
339	1183	1522	109	92	52	41	25	20	588	432	106	47	10
4	145	149	2	0	0	0	0	2	92	43	6	3	1
6	128	134	0	3	1	1	0	1	64	49	9	6	0
20	87	107	4	6	5	5	0	0	37	28	13	6	3
0	163	163	0	0	0	0	0	0	108	47	6	1	1
22	91	113	4	7	3	1	1	6	50	21	10	3	7
12	158	170	5	5	1	1	0	0	121	31	6	0	0
64	772	836	15	21	10	8	1	9	472	219	50	19	12

POLLING STATION LOCATIONS (PSL) DETAILS - (GETNLA 2011)**Name of State : Tamil Nadu**

District Name	Assembly		Total Parts			Total Polling Stations		
	No.	Name	Urban	Rural	Total	Urban	Rural	Total
1	2	3	4	5	6	7	8	9
DHARMAPURI								
57	PALACODU		29	169	198	33	175	208
58	PENNAGARAM		22	203	225	24	219	243
59	DHARMAPURI		44	180	224	45	202	247
60	PAPPIREDDIPPATTI		20	202	222	27	219	246
61	HARUR (SC)		28	191	219	32	204	236
Total			143	945	1088	161	1019	1180
TIRUVANNAMALAI								
62	CHENGAM (SC)		0	247	247	0	247	247
63	TIRUVANNAMALAI		109	126	235	109	127	236
64	KILPENNATHUR		0	253	253	0	254	254
65	KALASAPAKKAM		0	218	218	0	218	218
66	POLUR		0	233	233	0	233	233
67	ARANI		43	201	244	43	201	244
68	CHEYYAR		26	218	244	26	218	244
69	VANDEVASI (SC)		21	225	246	21	225	246
Total			199	1721	1920	199	1723	1922
VILLUPURAM								
70	GINGEE		20	225	245	24	230	254
71	MAILAM		0	215	215	0	222	222
72	TINDIVANAM (SC)		58	152	210	60	154	214
73	VANUR (SC)		18	212	230	20	229	249
74	VILLUPURAM		70	152	222	91	153	244
75	VIKRAVANDI		8	199	207	10	209	219
76	TIRUKKOYILUR		29	197	226	31	200	231
77	ULUNDURPETTAI		14	257	271	14	265	279
78	RISHIVANDIYAM		6	227	233	6	241	247
79	SANKARAPURAM		39	193	232	41	209	250
80	KALLAKURICHI (SC)		45	210	255	47	216	263
Total			307	2239	2546	344	2328	2672

Annexure 3.2 (contd.)

Total Polling Station Locations (PSLs)			Breakup of Urban Polling Station Locations with having more than one PS in same building						Breakup of Rural Polling Station Locations with having more than one PS in same building				
Urban	Rural	Total	1 PS	2 PS	3 PS	4 PS	5 PS	6 & more PS	1 PS	2 PS	3 PS	4 PS	5 & more PS
10	11	12	13	14	15	16	17	18	19	20	21	22	23
11	114	125	2	3	1	4	0	1	60	48	6	0	0
12	133	145	2	6	2	2	0	0	64	57	11	1	0
19	81	100	7	5	3	2	1	1	19	29	18	10	5
4	107	111	0	1	0	0	0	3	41	39	16	8	3
11	127	138	2	4	2	0	2	1	70	40	14	3	0
57	562	619	13	19	8	8	3	6	254	213	65	22	8
0	134	134	0	0	0	0	0	0	58	48	20	7	1
45	78	123	10	17	11	3	4	0	42	26	7	3	0
0	156	156	0	0	0	0	0	0	79	60	14	2	1
0	141	141	0	0	0	0	0	0	76	55	8	2	0
0	150	150	0	0	0	0	0	0	89	44	13	3	1
23	125	148	11	8	2	0	2	0	63	51	8	3	0
8	185	193	4	2	2	0	0	0	146	34	4	1	0
15	160	175	7	4	2	0	2	0	111	43	6	0	0
91	1129	1220	32	31	17	3	8	0	664	361	80	21	3
12	140	152	4	5	2	1	0	0	74	50	12	2	2
0	153	153	0	0	0	0	0	0	102	38	9	3	1
36	100	136	20	10	4	2	0	0	61	29	7	1	2
8	139	147	3	2	1	1	0	1	66	61	8	3	1
34	88	122	9	10	7	1	5	2	42	31	12	2	1
2	118	120	0	0	0	1	0	1	50	50	13	5	0
10	112	122	1	3	3	2	0	1	48	45	15	3	1
5	152	157	0	3	1	0	1	0	71	58	17	4	2
3	134	137	2	0	0	1	0	0	56	55	17	6	0
12	120	132	1	5	2	1	1	2	60	43	6	10	1
16	112	128	3	3	4	4	2	0	45	43	16	6	2
138	1368	1506	43	41	24	14	9	7	675	503	132	45	13

POLLING STATION LOCATIONS (PSL) DETAILS - (GETNLA 2011)**Name of State : Tamil Nadu**

District Name	Assembly		Total Parts			Total Polling Stations		
	No.	Name	Urban	Rural	Total	Urban	Rural	Total
1	2	3	4	5	6	7	8	9
SALEM								
81	GANGAVALLI (SC)		49	145	194	68	145	213
82	ATTUR (SC)		83	115	198	105	115	220
83	YERCAUD (ST)		36	216	252	47	216	263
84	OMALUR		32	216	248	53	216	269
85	METTUR		94	129	223	119	129	248
86	EDAPPADI		73	158	231	99	158	257
87	SANKARI		89	149	238	108	149	257
88	SALEM (WEST)		153	67	220	174	67	241
89	SALEM (NORTH)		215	0	215	259	0	259
90	SALEM (SOUTH)		203	0	203	261	0	261
91	VEERAPANDI		72	152	224	83	152	235
Total			1099	1347	2446	1376	1347	2723
NAMAKKAL								
92	RASIPURAM (SC)		68	147	215	75	148	223
93	SENTHAMANGALAM (ST)		54	175	229	60	182	242
94	NAMAKKAL		42	187	229	47	191	238
95	PARAMATHI-VELUR		53	165	218	57	170	227
96	TIRUCHENGODU		80	131	211	83	133	216
97	KUMARAPALAYAM		108	93	201	117	97	214
Total			405	898	1303	439	921	1360
ERODE								
98	ERODE (EAST)		177	0	177	182	0	182
99	ERODE (WEST)		129	72	201	134	75	209
100	MODAKKURICHI		91	120	211	98	121	219
103	PERUNDURAI		68	137	205	73	138	211
104	BHAVANI		72	146	218	85	147	232
105	ANTHIYUR		48	159	207	55	169	224
106	GOBICHETTIPALAYAM		89	147	236	108	152	260
107	BHAVANISAGAR (SC)		53	173	226	69	173	242
Total			727	954	1681	804	975	1779

Annexure 3.2 (contd.)

Total Polling Station Locations (PSLs)			Breakup of Urban Polling Station Locations with having more than one PS in same building						Breakup of Rural Polling Station Locations with having more than one PS in same building				
Urban	Rural	Total	1 PS	2 PS	3 PS	4 PS	5 PS	6 & more PS	1 PS	2 PS	3 PS	4 PS	5 & more PS
10	11	12	13	14	15	16	17	18	19	20	21	22	23
27	64	91	12	10	3	2	0	0	12	32	12	4	4
31	64	95	3	15	4	6	1	2	28	24	9	2	1
11	108	119	4	1	1	1	2	2	48	29	18	9	4
22	164	186	14	6	2	0	0	0	110	48	5	0	1
32	81	113	8	9	5	4	2	4	28	44	5	4	0
27	93	120	7	8	5	3	2	2	40	38	9	3	3
31	74	105	7	8	9	2	0	5	26	29	12	6	1
39	26	65	7	8	4	2	5	13	4	13	3	2	4
64	0	64	8	19	10	5	7	15	0	0	0	0	0
52	0	52	5	8	10	8	3	18	0	0	0	0	0
20	65	85	1	7	5	1	1	5	23	17	12	8	5
356	739	1095	76	99	58	34	23	66	319	274	85	38	23
55	97	152	37	16	2	0	0	0	48	47	2	0	0
47	135	182	34	13	0	0	0	0	96	33	4	2	0
24	128	152	9	9	4	2	0	0	78	37	13	0	0
48	145	193	42	3	3	0	0	0	123	19	3	0	0
42	90	132	17	15	6	3	0	1	53	31	6	0	0
67	68	135	35	18	10	4	0	0	44	20	3	1	0
283	663	946	174	74	25	9	0	1	442	187	31	3	0
55	0	55	9	9	16	5	9	7	0	0	0	0	0
44	26	70	9	9	9	6	5	6	10	6	5	1	4
49	64	113	20	17	10	1	1	0	24	25	9	5	1
30	85	115	5	14	7	4	0	0	45	30	7	1	2
37	75	112	14	13	4	3	1	2	29	31	9	3	2
17	90	107	2	8	1	3	2	1	31	42	13	5	0
38	73	111	4	15	7	4	3	5	31	28	9	4	1
17	78	95	2	2	3	4	1	5	20	37	9	10	2
287	491	778	65	87	57	30	22	26	190	199	61	29	12

POLLING STATION LOCATIONS (PSL) DETAILS - (GETNLA 2011)**Name of State : Tamil Nadu**

District Name	Assembly		Total Parts			Total Polling Stations		
	No.	Name	Urban	Rural	Total	Urban	Rural	Total
1	2	3	4	5	6	7	8	9
TIRUPPUR								
101	DHARAPURAM (SC)		80	153	233	94	159	253
102	KANGAYAM		84	125	209	88	130	218
112	AVANASHI (SC)		42	170	212	51	188	239
113	TIRUPPUR (NORTH)		76	141	217	96	161	257
114	TIRUPPUR (SOUTH)		165	0	165	180	0	180
115	PALLADAM		26	227	253	26	249	275
125	UDUMALPET		66	157	223	84	163	247
126	MADATHUKULAM		28	157	185	36	180	216
Total			567	1130	1697	655	1230	1885
THE NILGIRIS								
108	UDHAGAMANDALAM		66	119	185	74	119	193
109	GUDALUR (SC)		90	89	179	99	94	193
110	COONOR		61	124	185	67	126	193
Total			217	332	549	240	339	579
COIMBATORE								
111	METTUPPALAYAM		45	193	238	45	193	238
116	SULUR		87	139	226	87	139	226
117	KAVUNDAMPALAYAM		172	96	268	177	96	273
118	COIMBATORE (NORTH)		200	0	200	204	0	204
119	THONDAMUTHUR		186	31	217	186	31	217
120	COIMBATORE (SOUTH)		189	0	189	191	0	191
121	SINGANALLUR		212	0	212	212	0	212
122	KINATHUKADAVU		145	78	223	146	78	224
123	POLLACHI		71	132	203	71	132	203
124	VALPARAI (SC)		111	69	180	111	69	180
Total			1418	738	2156	1430	738	2168
DINDIGUL								
127	PALANI		78	157	235	89	160	249
128	ODDANCHATRAM		32	192	224	36	194	230
129	ATHOOR		84	188	272	84	189	273
130	NILAKKOTTAI (SC)		58	150	208	60	150	210
131	NATHAM		21	227	248	28	231	259
132	DINDIGUL		140	71	211	141	71	212
133	VEDASANDUR		54	208	262	54	212	266
Total			467	1193	1660	492	1207	1699

Annexure 3.2 (contd.)

Total Polling Station Locations (PSLs)			Breakup of Urban Polling Station Locations with having more than one PS in same building						Breakup of Rural Polling Station Locations with having more than one PS in same building				
Urban	Rural	Total	1 PS	2 PS	3 PS	4 PS	5 PS	6 & more PS	1 PS	2 PS	3 PS	4 PS	5 & more PS
10	11	12	13	14	15	16	17	18	19	20	21	22	23
49	113	162	22	15	7	4	0	1	69	35	5	2	2
39	91	130	13	12	8	4	1	1	58	26	4	3	0
22	128	150	6	9	3	3	1	0	84	34	5	3	2
18	63	81	0	4	4	1	1	8	20	21	11	4	7
46	0	46	3	4	14	6	13	6	0	0	0	0	0
9	115	124	2	3	1	1	1	1	47	39	17	6	6
28	105	133	7	9	3	4	4	1	54	31	11	7	2
19	83	102	2	8	7	1	1	0	33	26	15	7	2
230	698	928	55	64	47	24	22	18	365	212	68	32	21
35	80	115	12	12	8	2	0	1	46	30	3	1	0
44	42	86	13	14	11	5	1	0	16	8	11	6	1
32	76	108	5	21	4	2	0	0	41	23	9	3	0
111	198	309	30	47	23	9	1	1	103	61	23	10	1
24	102	126	11	7	5	0	1	0	54	29	5	8	6
31	87	118	7	10	10	0	2	2	43	33	7	3	1
47	43	90	4	12	12	8	3	8	14	19	5	3	2
45	0	45	5	3	4	10	9	14	0	0	0	0	0
56	12	68	10	9	12	10	12	3	4	7	1	0	0
61	0	61	4	17	9	5	10	16	0	0	0	0	0
47	0	47	3	6	6	9	5	18	0	0	0	0	0
54	41	95	10	15	18	8	2	1	20	12	7	2	0
42	77	119	11	19	7	3	0	2	33	36	7	0	1
71	31	102	38	27	3	2	1	0	10	11	5	4	1
478	393	871	103	125	86	55	45	64	178	147	37	20	11
44	101	145	11	32	1	0	0	0	63	21	11	4	2
14	113	127	3	7	3	0	1	0	51	52	10	0	0
58	124	182	39	14	3	2	0	0	75	45	4	0	0
28	103	131	5	17	5	1	0	0	69	28	4	2	0
13	154	167	6	4	2	1	0	0	100	38	13	3	0
46	34	80	5	18	8	6	7	2	18	7	4	3	2
40	164	204	27	11	2	0	0	0	129	28	6	1	0
243	793	1036	96	103	24	10	8	2	505	219	52	13	4

POLLING STATION LOCATIONS (PSL) DETAILS - (GETNLA 2011)**Name of State : Tamil Nadu**

District Name	Assembly		Total Parts			Total Polling Stations		
	No.	Name	Urban	Rural	Total	Urban	Rural	Total
1	2	3	4	5	6	7	8	9
KARUR								
134	ARAVAKURICHI		54	144	198	54	144	198
135	KARUR		134	75	209	137	75	212
136	KRISHNARAYAPURAM (SC)		27	172	199	27	172	199
137	KULITHALAI		37	162	199	37	162	199
	Total		252	553	805	255	553	808
TIRUCHIRAPPALLI								
138	MANAPPARAI		34	221	255	34	227	261
139	SRIRANGAM		76	181	257	76	181	257
140	TIRUCHIRAPPALLI (WEST)		238	0	238	240	0	240
141	TIRUCHIRAPPALLI (EAST)		233	0	233	233	0	233
142	THIRUVERUMBUR		133	116	249	136	118	254
143	LALGUDI		41	168	209	41	168	209
144	MANACHANALLUR		37	186	223	37	186	223
145	MUSIRI		65	160	225	65	160	225
146	THURAIYUR (SC)		41	181	222	41	181	222
	Total		898	1213	2111	903	1221	2124
PERAMBALUR								
147	PERAMBALUR (SC)		52	216	268	53	217	270
148	KUNNAM		7	251	258	7	260	267
	Total		59	467	526	60	477	537
ARIYALUR								
149	ARIYALUR		19	246	265	19	247	266
150	JAYANKONDAM		35	217	252	35	218	253
	Total		54	463	517	54	465	519
CUDDALORE								
151	TITTAKUDI (SC)		29	171	200	33	173	206
152	VRIDDHACHALAM		45	176	221	54	184	238
153	NEYVELI		56	118	174	61	127	188
154	PANRUTI		79	129	208	91	141	232
155	CUDDALORE		109	89	198	115	93	208
156	KURINJIPADI		38	160	198	47	174	221
157	BHUVANAGIRI		38	202	240	50	217	267
158	CHIDAMBARAM		71	133	204	80	139	219
159	KATTUMANNARKOIL (SC)		34	171	205	40	176	216
	Total		499	1349	1848	571	1424	1995

Annexure 3.2 (contd.)

Total Polling Station Locations (PSLs)			Breakup of Urban Polling Station Locations with having more than one PS in same building						Breakup of Rural Polling Station Locations with having more than one PS in same building				
Urban	Rural	Total	1 PS	2 PS	3 PS	4 PS	5 PS	6 & more PS	1 PS	2 PS	3 PS	4 PS	5 & more PS
10	11	12	13	14	15	16	17	18	19	20	21	22	23
26	117	143	11	6	7	1	0	1	91	25	1	0	0
44	37	81	7	16	8	5	1	7	15	12	7	2	1
19	143	162	14	3	1	1	0	0	121	18	3	0	1
19	114	133	6	9	3	1	0	0	83	28	1	1	1
108	411	519	38	34	19	8	1	8	310	83	12	3	3
18	138	156	3	14	1	0	0	0	63	62	12	1	0
40	128	168	16	17	3	3	1	0	85	37	3	2	1
107	0	107	24	54	15	10	1	3	0	0	0	0	0
123	0	123	43	60	14	3	2	1	0	0	0	0	0
75	64	139	33	29	9	2	2	0	31	18	9	6	0
29	140	169	20	8	0	0	1	0	112	28	0	0	0
20	149	169	9	7	2	2	0	0	121	19	9	0	0
40	134	174	18	20	1	1	0	0	109	24	1	0	0
27	154	181	15	10	2	0	0	0	133	15	6	0	0
479	907	1386	181	219	47	21	7	4	654	203	40	9	1
21	120	141	6	5	6	2	1	1	55	40	18	7	0
2	154	156	0	0	1	1	0	0	77	56	16	3	2
23	274	297	6	5	7	3	1	1	132	96	34	10	2
9	160	169	3	4	0	2	0	0	94	49	15	1	1
9	135	144	1	6	1	0	0	1	63	54	14	4	0
18	295	313	4	10	1	2	0	1	157	103	29	5	1
13	122	135	2	6	2	2	1	0	77	38	6	1	0
22	121	143	8	8	2	0	1	3	77	34	8	1	1
18	81	99	1	6	4	3	1	3	37	34	7	3	0
45	85	130	16	16	9	3	0	1	31	43	8	3	0
41	46	87	10	9	11	5	2	4	20	18	3	3	2
23	105	128	9	11	0	2	0	1	51	43	7	4	0
15	135	150	3	2	5	3	0	2	67	60	2	6	0
39	85	124	10	22	4	1	2	0	43	36	2	2	2
14	122	136	0	7	3	3	1	0	78	35	8	1	0
230	902	1132	59	87	40	22	8	14	481	341	51	24	5

POLLING STATION LOCATIONS (PSL) DETAILS - (GETNLA 2011)**Name of State : Tamil Nadu**

District Name	Assembly		Total Parts			Total Polling Stations		
	No.	Name	Urban	Rural	Total	Urban	Rural	Total
1	2	3	4	5	6	7	8	9
NAGAPATTINAM								
160	SIRKAZHI (SC)		25	188	213	30	198	228
161	MAYILADUTHURAI		74	133	207	78	135	213
162	POOMPUHAR		15	223	238	15	226	241
163	NAGAPATTINAM		67	105	172	79	110	189
164	KILVELUR (SC)		14	156	170	14	160	174
165	VEDARANYAM		32	144	176	32	146	178
Total			227	949	1176	248	975	1223
THIRUVARUR								
166	THIRUTHURAIPOONDI (SC)		14	213	227	35	202	237
167	MANNARGUDI		42	192	234	55	191	246
168	THIRUVARUR		52	185	237	65	186	251
169	NANNILAM		0	265	265	0	266	266
Total			108	855	963	155	845	1000
THANJAVUR								
170	THIRUVIDAIMARUDUR (SC)		65	175	240	65	175	240
171	KUMBAKONAM		114	105	219	114	105	219
172	PAPANASAM		51	201	252	51	201	252
173	THIRUVAIYARU		28	226	254	28	226	254
174	THANJAVUR		205	21	226	207	21	228
175	ORATHANADU		8	233	241	8	233	241
176	PATTUKKOTTAI		85	139	224	90	140	230
177	PERAVURANI		23	189	212	23	190	213
Total			579	1289	1868	586	1291	1877
PUDUKKOTTAI								
178	GANDHARVAKOTTAI (SC)		18	170	188	20	171	191
179	VIRALIMALAI		17	180	197	18	181	199
180	PUDUKKOTTAI		73	122	195	101	97	198
181	THIRUMAYAM		16	203	219	16	203	219
182	ALANGUDI		16	195	211	16	195	211
183	ARANTHANGI		22	197	219	22	198	220
Total			162	1067	1229	193	1045	1238

Annexure 3.2 (contd.)

Total Polling Station Locations (PSLs)			Breakup of Urban Polling Station Locations with having more than one PS in same building						Breakup of Rural Polling Station Locations with having more than one PS in same building				
Urban	Rural	Total	1 PS	2 PS	3 PS	4 PS	5 PS	6 & more PS	1 PS	2 PS	3 PS	4 PS	5 & more PS
10	11	12	13	14	15	16	17	18	19	20	21	22	23
15	105	120	4	9	0	2	0	0	38	49	12	4	2
35	79	114	8	16	6	5	0	0	38	31	6	3	1
5	121	126	1	1	1	1	1	0	53	41	17	10	0
33	60	93	5	16	7	4	1	0	28	23	3	5	1
4	104	108	0	1	1	1	1	0	61	34	5	4	0
19	92	111	8	9	2	0	0	0	49	36	3	4	0
111	561	672	26	52	17	13	3	0	267	214	46	30	4
10	138	148	3	5	2	0	0	0	67	64	5	2	0
26	118	144	7	14	2	3	0	0	62	43	9	3	1
25	120	145	5	12	4	2	0	2	67	40	9	4	0
0	172	172	0	0	0	0	0	0	101	60	4	5	2
61	548	609	15	31	8	5	0	2	297	207	27	14	3
25	113	138	5	7	9	2	1	1	62	46	0	4	1
48	57	105	12	18	9	6	3	0	29	14	8	6	0
20	122	142	3	9	5	1	1	1	62	43	16	0	1
9	146	155	1	2	3	2	0	1	83	52	9	0	2
73	9	82	10	25	17	12	7	2	3	3	1	1	1
3	129	132	1	1	0	0	1	0	54	55	11	9	0
32	95	127	7	10	8	4	0	3	57	31	7	0	0
9	122	131	2	4	1	1	0	1	67	44	9	2	0
219	793	1012	41	76	52	28	13	9	417	288	61	22	5
10	124	134	4	4	0	2	0	0	82	39	1	2	0
6	121	127	0	2	2	2	0	0	74	37	7	3	0
37	71	108	8	12	8	7	1	1	52	11	5	2	1
7	143	150	2	1	4	0	0	0	89	48	6	0	0
9	140	149	3	5	1	0	0	0	93	40	6	1	0
8	136	144	1	2	3	2	0	0	86	42	6	0	2
77	735	812	18	26	18	13	1	1	476	217	31	8	3

POLLING STATION LOCATIONS (PSL) DETAILS - (GETNLA 2011)**Name of State : Tamil Nadu**

District Name	Assembly		Total Parts			Total Polling Stations		
	No.	Name	Urban	Rural	Total	Urban	Rural	Total
1	2	3	4	5	6	7	8	9
SIVAGANGA								
184	KARAIKUDI		108	140	248	115	142	257
185	TIRUPPATTUR		64	215	279	64	215	279
186	SIVAGANGA		24	244	268	30	255	285
187	MANAMADURAI (SC)		56	204	260	57	210	267
Total			252	803	1055	266	822	1088
MADURAI								
188	MELUR		28	200	228	28	202	230
189	MADURAI EAST		3	240	243	3	241	244
190	SHOLAVANDAN (SC)		0	210	210	0	212	212
191	MADURAI NORTH		162	26	188	163	26	189
192	MADURAI SOUTH		166	0	166	168	0	168
193	MADURAI CENTRAL		187	0	187	189	0	189
194	MADURAI WEST		151	54	205	154	55	209
195	THIRUPARANKUNDRAM		0	238	238	0	238	238
196	THIRUMANGALAM		28	225	253	30	227	257
197	USILAMPATTI		22	243	265	22	245	267
Total			747	1436	2183	757	1446	2203
THENI								
198	ANDIPATTI		68	176	244	72	184	256
199	PERIYAKULAM (SC)		127	79	206	149	82	231
200	BODINAYAKANUR		48	183	231	54	189	243
201	CUMBUM		146	78	224	152	78	230
Total			389	516	905	427	533	960
VIRUDHUNAGAR								
202	RAJAPALAYAM		92	109	201	93	109	202
203	SRIVILLIPUTHUR (SC)		59	174	233	60	175	235
204	SATTUR		22	193	215	22	195	217
205	SIVAKASI		48	152	200	51	159	210
206	VIRUDHUNAGAR		59	142	201	60	146	206
207	ARUPPUKKOTTAI		72	146	218	75	147	222
208	TIRUCHULI		0	244	244	0	246	246
Total			352	1160	1512	361	1177	1538

Annexure 3.2 (contd.)

Total Polling Station Locations (PSLs)			Breakup of Urban Polling Station Locations with having more than one PS in same building						Breakup of Rural Polling Station Locations with having more than one PS in same building				
Urban	Rural	Total	1 PS	2 PS	3 PS	4 PS	5 PS	6 & more PS	1 PS	2 PS	3 PS	4 PS	5 & more PS
10	11	12	13	14	15	16	17	18	19	20	21	22	23
59	121	180	27	19	8	1	2	2	103	16	1	1	0
21	155	176	3	8	7	1	0	2	108	40	3	2	2
13	183	196	3	7	0	2	1	0	124	50	5	4	0
24	163	187	8	8	4	1	2	1	123	34	5	1	0
117	622	739	41	42	19	5	5	5	458	140	14	8	2
11	104	115	1	7	0	2	1	0	48	32	14	4	6
7	86	93	4	3	0	0	0	0	35	23	11	9	8
0	117	117	0	0	0	0	0	0	56	42	10	6	3
15	68	83	9	3	2	1	0	0	30	23	7	2	6
69	0	69	30	13	7	9	6	4	0	0	0	0	0
69	0	69	20	21	9	8	4	7	0	0	0	0	0
11	68	79	2	3	1	3	1	1	28	17	10	5	8
0	60	60	0	0	0	0	0	0	18	15	8	4	15
15	146	161	5	5	2	2	0	1	97	33	12	2	2
9	159	168	2	3	1	3	0	0	106	41	7	2	3
206	808	1014	73	58	22	28	12	13	418	226	79	34	51
34	106	140	13	13	4	2	1	1	53	37	10	4	2
58	41	99	17	20	7	7	2	5	19	8	11	3	0
24	108	132	7	11	2	2	1	1	52	41	10	2	3
63	44	107	22	16	14	7	3	1	19	16	9	0	0
179	299	478	59	60	27	18	7	8	143	102	40	9	5
59	58	117	36	15	5	2	1	0	22	26	7	2	1
30	95	125	7	19	2	2	0	0	45	31	8	10	1
14	106	120	7	6	1	0	0	0	45	45	9	5	2
12	60	72	2	1	1	2	4	2	26	11	5	6	12
20	82	102	2	7	5	4	1	1	38	30	8	5	1
31	92	123	4	16	6	4	1	0	57	23	6	4	2
0	170	170	0	0	0	0	0	0	116	43	3	6	2
166	663	829	58	64	20	14	7	3	349	209	46	38	21

POLLING STATION LOCATIONS (PSL) DETAILS - (GETNLA 2011)**Name of State : Tamil Nadu**

District Name	Assembly		Total Parts			Total Polling Stations		
	No.	Name	Urban	Rural	Total	Urban	Rural	Total
1	2	3	4	5	6	7	8	9
RAMANATHAPURAM								
209	PARAMAKUDI (SC)		63	179	242	65	182	247
210	TIRUVADANAI		20	241	261	20	249	269
211	RAMANATHAPURAM		115	147	262	117	157	274
212	MUDHUKULATHUR		29	292	321	31	299	330
	Total		227	859	1086	233	887	1120
THOOTHUKKUDI								
213	VILATHIKULAM		21	201	222	24	206	230
214	THOOTHUKKUDI		160	59	219	161	63	224
215	TIRUCHENDUR		100	106	206	102	108	210
216	SRIVAİKUNTAM		43	168	211	43	168	211
217	OTTAPIDARAM (SC)		0	198	198	0	198	198
218	KOVILPATTI		51	146	197	53	147	200
	Total		375	878	1253	383	890	1273
TIRUNELVELI								
219	SANKARANKOVIL (SC)		33	188	221	35	195	230
220	VASUDEVANALLUR (SC)		88	129	217	114	107	221
221	KADAYANALLUR		123	99	222	134	99	233
222	TENKASI		92	140	232	100	147	247
223	ALANGULAM		45	193	238	50	203	253
224	TIRUNELVELI		108	130	238	125	137	262
225	AMBASAMUDRAM		169	66	235	171	69	240
226	PALAYAMKOTTAI		207	0	207	240	0	240
227	NANGUNERI		45	175	220	45	180	225
228	RADHAPURAM		48	174	222	57	179	236
	Total		958	1294	2252	1071	1316	2387
KANNIYAKUMARI								
229	KANNIYAKUMARI		133	120	253	138	120	258
230	NAGERCOIL		169	49	218	179	49	228
231	COLACHAL		174	73	247	176	73	249
232	PADMANABHAPURAM		145	83	228	145	84	229
233	VILAVANCODE		130	86	216	131	88	219
234	KILLIYOOR		106	120	226	106	123	229
	Total		857	531	1388	875	537	1412
	GRAND TOTAL		17630	34011	51641	19461	34853	54314

Annexure 3.2 (contd.)

Total Polling Station Locations (PSLs)			Breakup of Urban Polling Station Locations with having more than one PS in same building						Breakup of Rural Polling Station Locations with having more than one PS in same building				
Urban	Rural	Total	1 PS	2 PS	3 PS	4 PS	5 PS	6 & more PS	1 PS	2 PS	3 PS	4 PS	5 & more PS
10	11	12	13	14	15	16	17	18	19	20	21	22	23
26	151	177	8	6	6	4	1	1	123	25	3	0	0
6	145	151	1	2	1	0	1	1	71	62	3	4	5
44	85	129	9	15	8	9	0	3	43	29	6	1	6
11	205	216	3	3	1	2	1	1	128	67	5	3	2
87	586	673	21	26	16	15	3	6	365	183	17	8	13
9	173	182	3	3	0	1	1	1	145	23	5	0	0
43	22	65	0	10	9	15	1	8	9	5	4	1	3
59	79	138	31	17	7	4	0	0	55	22	0	1	1
29	134	163	18	8	3	0	0	0	104	27	2	1	0
0	117	117	0	0	0	0	0	0	75	23	13	3	3
29	97	126	15	10	2	0	1	1	64	24	4	3	2
169	622	791	67	48	21	20	3	10	452	124	28	9	9
18	126	144	9	4	3	1	1	0	77	38	6	4	1
48	101	149	28	12	7	1	0	0	64	28	7	2	0
63	49	112	18	29	8	3	2	3	19	16	8	6	0
40	79	119	11	16	3	5	4	1	33	28	13	4	1
20	109	129	8	4	2	4	0	2	49	42	6	10	2
60	80	140	23	20	10	4	2	1	45	23	5	5	2
73	55	128	27	25	8	9	3	1	33	20	1	0	1
75	0	75	16	26	13	10	5	5	0	0	0	0	0
27	122	149	16	6	3	2	0	0	81	31	5	4	1
19	99	118	6	4	3	2	1	3	52	32	8	7	0
443	820	1263	162	146	60	41	18	16	453	258	59	42	8
71	55	126	23	35	9	4	0	0	22	17	15	0	1
113	30	143	72	24	14	2	1	0	16	14	0	0	0
115	47	162	65	46	4	0	0	0	28	15	4	0	0
95	57	152	57	31	5	2	0	0	37	16	3	1	0
62	30	92	17	26	15	4	0	0	3	12	6	7	2
45	49	94	10	18	12	4	0	1	9	22	13	2	3
501	268	769	244	180	59	16	1	1	115	96	41	10	6
7307	20732	28039	2178	2346	1135	698	381	569	11413	6648	1604	667	400

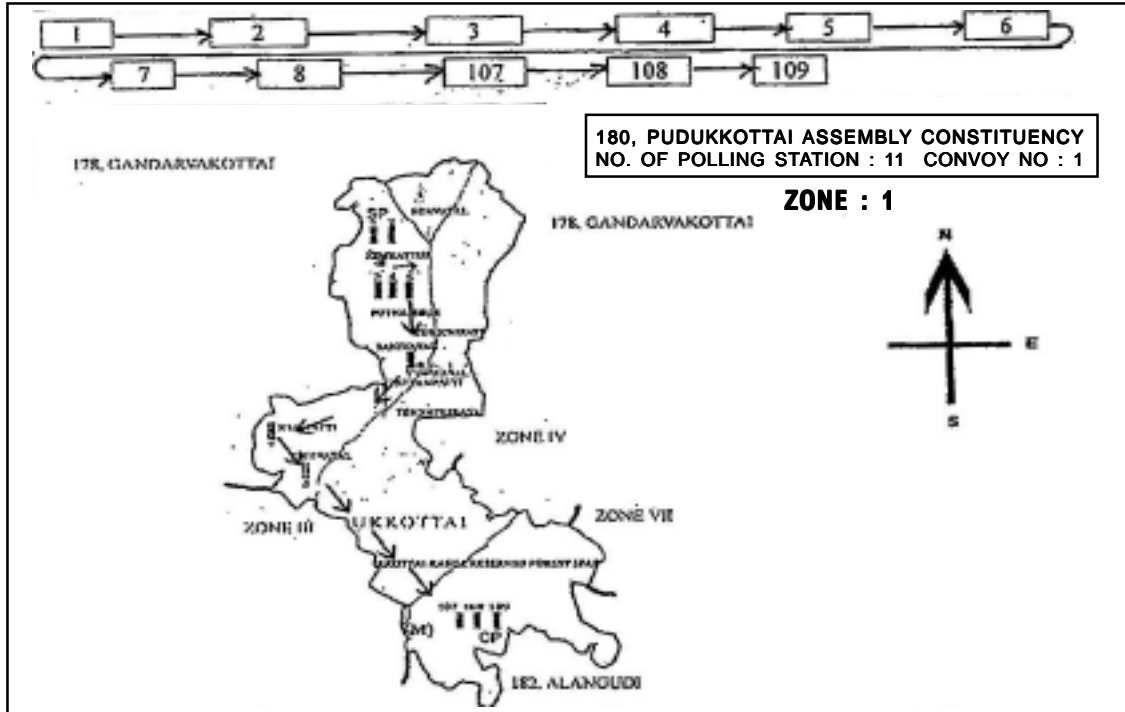
Annexure - 3.3

Details of Zones formed for TNLA-2011

Sl. No	Name of the Districts	Total Number of Assembly Constituencies	Total Number of Zones	Average number of PS per Zone	Minimum number of PS per Zone	Maximum number of PS per Zone
1	THIRUVALLUR	10	233	11	7	13
2	CHENNAI	16	264	12	6	18
3	KANCHEEPURAM	11	248	12	9	16
4	VELLORE	13	231	13	1	21
5	KRISHNAGIRI	6	131	11	2	18
6	DHARMAPURI	5	119	10	1	14
7	TIRUVANNAMALAI	8	150	13	1	18
8	VILLUPURAM	11	229	13	9	18
9	SALEM	11	246	12	7	16
10	NAMAKKAL	6	120	11	1	18
11	ERODE	8	149	10	6	13
12	THE NILIGIRIS	3	515	9	2	18
13	COIMBATORE	10	221	11	3	16
14	DINDIGUL	7	150	12	1	17
15	KARUR	4	74	11	8	14
16	TIRUCHIRAPPALLI	9	189	11	3	17
17	PERAMBALUR	2	51	10	8	17
18	CUDDALORE	9	188	11	6	15
19	NAGAPATTINAM	6	117	10	7	12
20	THIRUVARUR	4	96	10	6	16
21	THANJAVUR	8	172	11	7	17
22	PUDUKKOTTAI	6	112	12	9	14
23	SIVAGANGA	4	109	10	8	16
24	MADURAI	10	214	10	6	17
25	THENI	4	108	9	1	12
26	VIRUDHUNAGAR	7	146	11	8	13
27	RAMANATHAPURAM	4	104	11	8	15
28	THOOTHUKUDI	6	106	12	9	16
29	TIRUNELVELI	10	200	12	5	19
30	KANNIYAKUMARI	6	104	8	4	10
31	ARIYALUR	2	49	11	8	14
32	TIRUPPUR	8	158	12	11	22
TOTAL		234	5303	10	1	22

Zonal Plans Samples of Tiruppur North, Dharmapuri and Pudukkottai Assembly Constituencies

180 PUDUKKOTTAI ASSEMBLY CONSTITUENCY - ZONE No.1



Total No. of PS - II

Thiru. M. Gangatharan, (Returning Officer, Pudukkottai)	-	94450*****	75987*****
Thiru. S. Rajendran, (Asst. Returning Officer, Pudukkottai)	-	94450*****	
Thiru. Rajesh Kumar Singh, I.A.S., (General Observer)	-	75987*****	
Thiru. M. Rajasekar, I.R.S., (Expenditure Observer)	-	75987*****	
Thiru. Revathi Charan Patel, I.P.S. (Police Observer)	-	75987*****	
Thiru. V. Solaiyan, Dy.BDO, (Zonal Officer)	-	99657*****	75987*****
RO's Control Room	-	04322 - 225525	
Police Station Name (Thirukogarnam/Ganesh Nagar)	-	04322-236448, 04322-221736	
Mobile Party Name (Thiru. Palaniyappan, SI, Arg.)	-	98947*****	

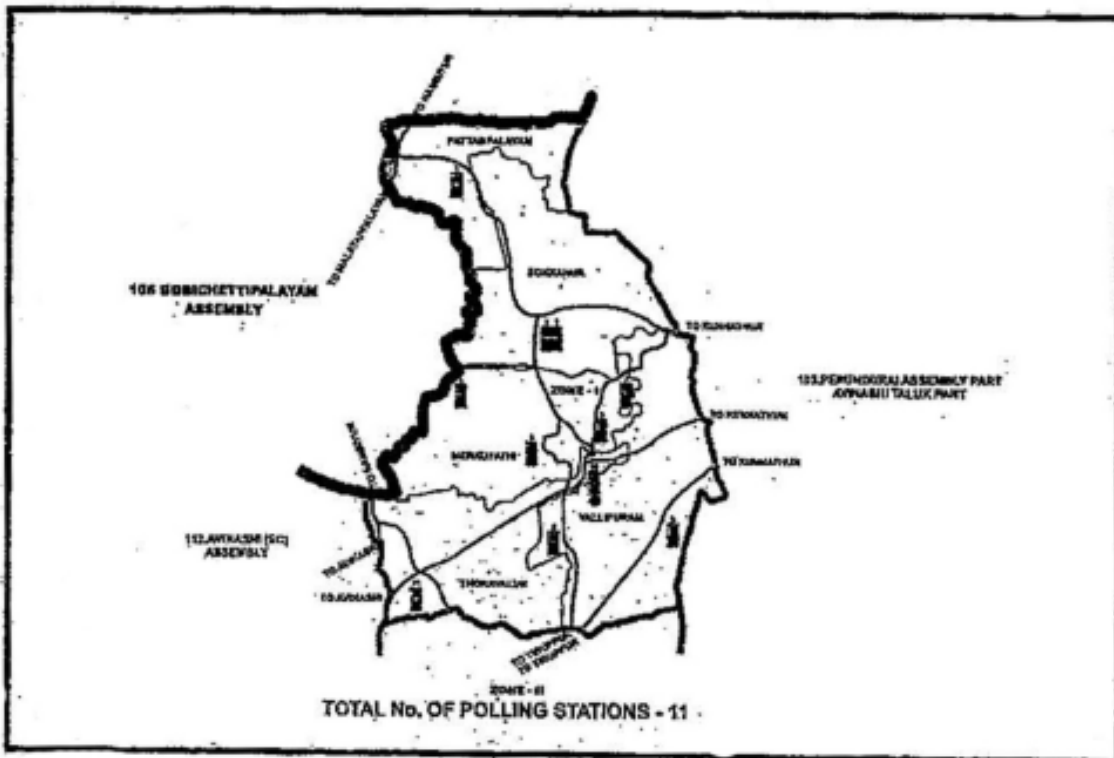
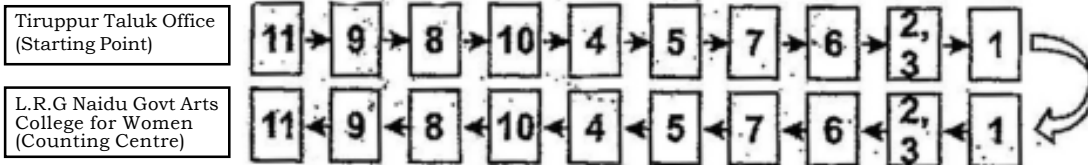
Sl. No.	P.S. No.	Polling Station Name	K.M.	BLO Name	Telephone No.
1.	1	PUES Old Building, Sempattur	14.4	G. Alamu, VAO Sembattur	99422*****
2.	2	PUES New Building, Sempattur	200m.	Indira Anganwadi Worker, Sembattur	97513*****
3.	3	PUES, Western Wing, Puthambur	2.5	Meiyarivu, VAO, Puthambur	97916*****
4.	4	PUES, New Terraced Building, Puthambur	0.20m	Rajendran, VA, Puthamber	99434*****
5.	5	PUES, Puthambur	0.10	Rockel Johnsi Ruby, A.W. Puthamber	04322-290837
6.	6	PUES, New Building, Western Wing, Vagavasal	6.0	Indirani, AW-1 Thondamanviduthi	98432*****
7.	7	PUES, New Building, Eastern Wing, Rajapatti	2.10	Pandian, VA. Vagavasal	97514*****
8.	8	Rehabilitation Home for Leprosy, Vishwadas Nagar	3.7	Indira, AW, Vagavasal	90472*****
9.	107	Govt. Model Hr. Sec. School, Room No. 11, Machuvadi	1.0	Mahalingam, MFS	94434*****
10.	108	Govt. Model Hr. Sec. School, Room No. 17, Machuvadi	60 m	Veerappan MFS	91591*****
11.	109	Govt. Model Hr. Sec. School Room No. 22, Machuvadi	13 m	Selvarani AW-I Subramaniya Nagar	99940*****

Annexure - 3.4 (contd.)

180, PUDUKKOTTAI ASSEMBLY CONSTITUENCY ZONE NO. 1					
1.	Total No. of Polling Station	11			
2.	No. & Name of Polling Location	6			
3.	No. & Name of Critical Booths	Nil			
4.	Name of the Zonal Officer	Thiru. V. SOLAIAN, Dy. BDO (Admn), Audit Collectorate			
	Contact No.	Off :	Mobile	Election Mobile	
			99657*****	75987*****	
5.	Name of the Police Officer / Mobile Party Attached	Thirugokarnam Ganesh Nagar			
	Contact No.	Off :	Mobile	Election Mobile	
		236448, 221736			
6.	Name of the Returning Officer	Thiru. M. GANGATHARAN, B.Sc., Revenue Divisional Officer, Pudukkottai			
	Contact No.	Off :	Mobile	Election Mobile	
		04322-222219	94450*****	75987*****	
7.	Name of the Nearest Police Station	Thirugokarnam, Ganesh Nagar			
	Contact	Off :	Mobile		
		04322-236448 04322-221736			
8.	Election Friends	P.S. No.	Name & Mobile No.	Name & Mobile No.	Name & Mobile No.
		1,2,3	Shanmuganathan 91590*****	Muttiah 91590*****	Ramachandran 97863*****
		3,4,5	Chinnaih 97516*****	Muthukaruppan 97878*****	Chinniah 94427*****
		6	Adaikkalam 75985*****	Chandarasekaran 95859*****	Ravichandran 98433*****
		7	Arumugam 97863*****	Gunasekaran 98653*****	Palanisamy 97861*****
		8	Baskaran 90477*****	Govindan 97869*****	Rajendran 99434*****
		107, 108, 109	Meenakshi Sundaram 90956*****	Govindasamy 91765*****	Manikandan 89734*****
9.	Running Hours	2 hours 35 mins			
10.	Signal Problem at Polling Station / Nearest Receiving Point and land mark				
	Signal Problem at Enroute Location on the land mark				
11.	Name of the Anti Social Elements	1.KD. No. 216, M. Senthil, S/o. Maruthamuthu, VOC Nagar, Machuvadi, Pudukkottai			
		2.KD No. 75, Viduthalaikumaran, S/o. Singaravadivelu, Jeeva Nagar, 2 nd Street, Pudukkottai			

Annexure - 3.4 (contd.)

ROUTE / ZONE PLAN
113-TIRUPPUR NORTH ASSEMBLY CONSTITUENCY
ZONE - I



Returning Officer	Thiru. C. Chokkan	75987*****
Asst. Returning Officer	Tmt. V. Sandhiya	75987*****
General Observer	Shri. Rathan. U.Kelkar IAS.,	75987*****
Expenditure Observer	Shri. P.V.Muralitharan IRS.,	75987*****
Police Observer	Shri. K. Sreenivasareddy IPS.,	75987*****
District Election Officer's Control Room	Collector's Office Tiruppur	180042*****
Returning Officer's Control Room	RDO Office, Tiruppur.	0421 - 2200151
Police Station	Parumanallur	0421-2350070
Police Officer's & Mobile Party Vehicle No.	Thiru. Thirumalaisamy SI., Tiruppur North PS	99659*****
Zonal Officer	Thiru. K. Jayabharathi DBDO.,	75987*****
Zonal Officer's Driver & Vehicle No.		

Annexure - 3.4 (contd.)

**Polling Station Wise BLO's Presiding Officers and Nearest Persons List
and Telephone Number**

P.S.No.	BLO Name		Nearest Person		Presiding Officer	
	Name	No.	Name	No.	Name	No.
1.	C. Pushpa, AWW, ICDS Patlampalayam	97912*****		98774*****		
2.	Uthami, AWW, ICDS Sokkanur	99650*****		94451*****		
3.	R. Ayyappan, VAO Sokkanur	97887*****		94451*****		
4.	A. Priyabharathi, AWW ICDS, Merkupathi	97913*****		90039*****		
5.	M.K. Pushpavathi, AWW, ICDS, Mariyapuram	96779*****		97905*****		
6.	Maheshwan, AWW ICDS, Kalaravah	98420*****		97912*****		
7.	Arunthavaselvan, SG, Administrative, Markupathi	99423*****		98428*****		
8.	Jayathi, AWW, ICDS Santhaipalayam	99446*****		99763*****		
9.	Nagamani, AWW, ICDS Vallupuram	99523*****		98766*****		
10.	R. Devi, AWW, ICDS, Thoravalur	97864*****		98655*****		
11.	D. Seetha, AWW, ICDS T. Andipalayam	80127*****		96008*****		

Points to Check (by sector officers)

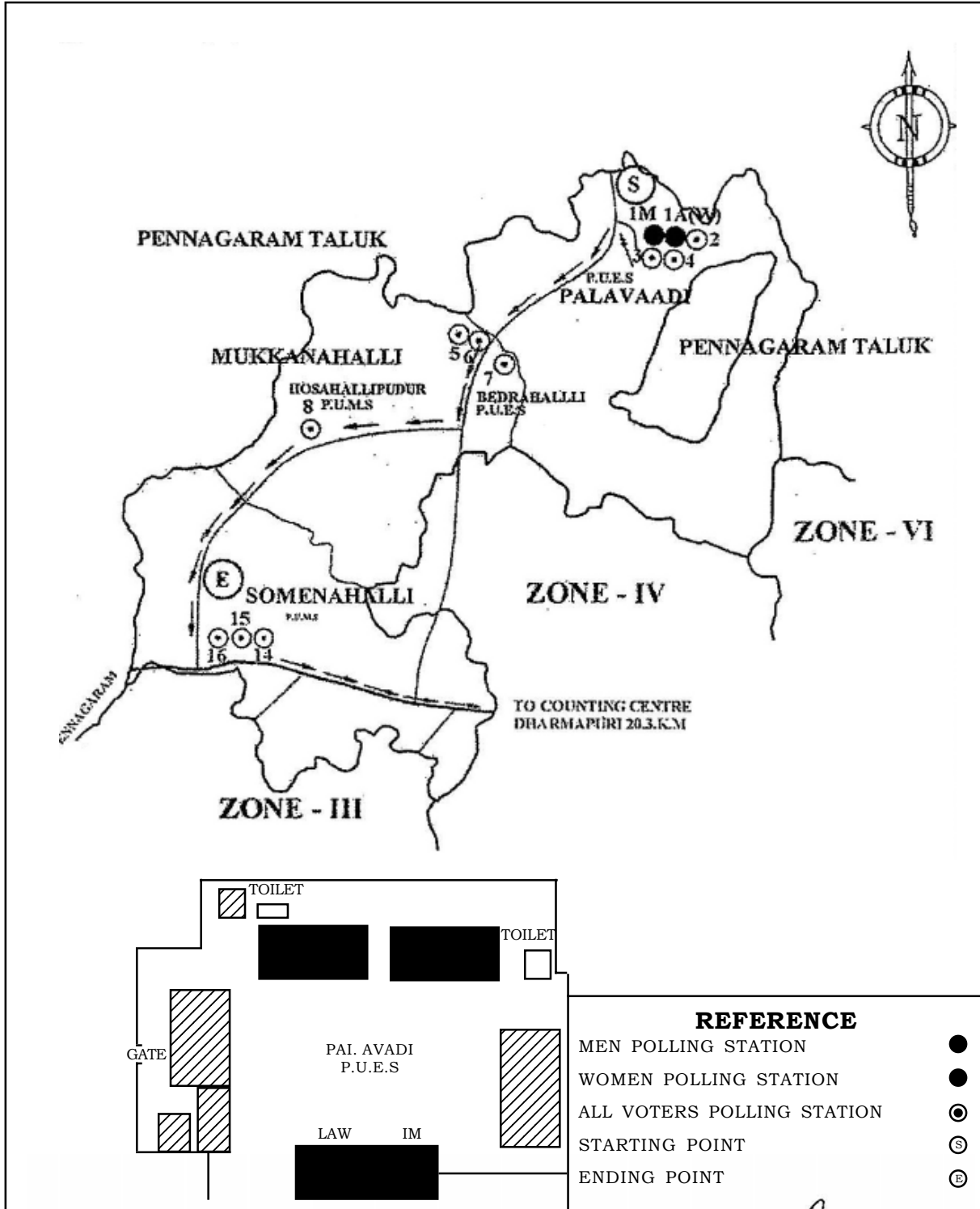
1. What is the discipline in 200 meter radius – any canvassing going on? Whether the Electors are disciplined or Not?
2. Whether the polling party is verifying the identity of the elector after actually matching the face with photo on ID or Not.
3. Presence of unauthorized persons in the Polling Station.
4. Whether the Polling Personnel are entering into the voting compartment frequently.
5. Whether the Polling officer is making entries correctly in form 17 A.
6. Whether video-video-film is being done?
7. Any one using mobile?

For the Purpose, activities to undertaken by sector officers

1. Check & find out situation from Voters in 'Q'.
2. Check the voters exiting from Polling Booth.
3. Check with Polling Agents/Micro Observers.
4. Check with Polling Officials.
5. Check the Register of Voters (17-A) and sign it each time it is checked.
6. Check and sign the Visitors Sheet.
7. Check the EVM is switched off at the completion of Polling and all form are duly fined up.

Annexure - 3.4 (contd.)

**59 DHARMAPURI ASSEMBLY CONSTITUENCY
 ZONAL ROUTE - I**



[Signature]
 Dy. Inspector
 Taluk Office,
 DHARMAPURI.

[Signature]
 TAHSILDAR
 DHARMAPURI

[Signature]
 11/3/11
 59, Dharmapuri Assembly Constituency
 and Sub Collector, Dharmapuri.

Annexure - 3.4 (contd.)

59, DHARMAPURI ASSEMBLY CONSTITUENCY**ROUTE No.1**

RO's Name : Selvi. Mariam Farzhana Sadhiq, IAS., Cell : 94450*****
 ARO's Name : R. Kamalanathan M.Sc., B.Ed., Cell : 94450*****
 Observer's Name : Thiru. E. Devadasan, IAS., Cell : 75987*****
 RO's Control Room : Sub Collector's Office Ph : 04342-260038
 Police Station Name : Paupparapatti Ph : 04342-245230
 Police Station Name : Indur Ph : 04342-242478

P.S. No.	BLO's Name	Telephone No.
1 M. 1A (W)	M. Murugesan	94434*****
2	G. Mani	98427*****
3	Dasareathan	88836*****
4	R. Sumathi	99448*****
5	Sakthivel	75981*****
6	Radha	94436*****
7	Sangeetha	97886*****
8	Govindasamy	99767*****
14	P. Jayakannan	99768*****
15	P. Anbalagan	97500*****
16	Vijaya	-

Anti Social Elements Active in the area (in Bracket) (to be identified by sector officers)

1. Raja S/o. Karthikeyan (PS No. 14, 15, 16)
2. Palani S/o. Palani
3. Elango S/o. S.A. Mani
4. Murugan S/o. Chinnapaiyan

List of helpful Persons with contact numbers. (To be identified by sector officers)

1. M. Kulandaisamy 94422*****
2. Vennila 97872*****
3. K. Ganapathi 97883*****

Points to Check (by sector officers)

1. What is the discipline in 200 meter radius - any canvassing going on? Whether the Electors are disciplined or Not?
2. Whether the polling party is verifying the identity of the elector after actually matching the face with photo on ID or Not.
3. Presence of unauthorized persons in the Polling Station.
4. Whether the Polling Personnel are entering into the voting compartment frequently.
5. Whether the Polling officer is making entries correctly in form 17 A.
6. Whether video-video-film is being done?
7. Any one using mobile?

For the Purpose, activities to undertaken by sector officers

1. Check & find out situation from Voters in 'Q'.
2. Check the voters exiting from Polling Booth.
3. Check with Polling Agents/Micro Observers.
4. Check with Polling Officials.
5. Check the Register of Voters (17-A) and sign it each time it is checked.
6. Check and sign the Visitors Sheet.

TAHSILDAR,
DHARMAPURI.

RETURNING OFFICER & SUB COLLECTOR,
059 DHARMAPURI
ASSEMBLY CONSTITUENCY

Annexure - 3.5

Vulnerability Mapping - General Elections to TNLA, 2011

Name of the Districts	No.of Assembly Constituencies	Polling Location Total	No.of critical polling locations including politically sensitive & Vulnerable PL	No.of critical polling locations (including politically sensitive & Vulnerable PS)
THIRUVALLUR	10	1077	745	1209
KANCHEEPURAM	11	1104	128	442
KRISHNAGIRI	6	836	132	171
DHARMAPURI	5	619	93	253
TIRUVANNAMALAI	8	1220	958	1370
VILLUPURAM	11	1506	1282	2135
SALEM	11	1095	203	278
NAMAKKAL	6	946	71	154
ERODE	8	778	92	193
TIRUPPUR	8	928	136	374
THE NILIGIRIS	3	309	12	32
COIMBATORE	10	871	76	211
DINDIGUL	7	1036	87	267
KARUR	4	519	85	178
TIRUCHIRAPPALLI	9	1386	320	452
PERAMBALUR	2	297	96	212
ARIYALUR	2	313	31	44
NAGAPATTINAM	6	672	109	130
THIRUVARUR	4	609	193	344
THANJAVUR	8	1012	264	459
SIVAGANGA	4	739	28	60
MADURAI	10	1014	175	265
THENI	4	478	129	255
VIRUDHUNAGAR	7	829	169	235
RAMANATHAPURAM	4	673	105	183
THOOTHUKUDI	6	791	241	421
TIRUNELVELI	10	1263	175	265
KANNIYAKUMARI	6	769	60	164
CHENNAI	16	884	310	1509
VELLORE	13	1522	576	969
CUDDALORE	9	1132	872	1380
PUDUKOTTAI	6	812	51	86
GRAND TOTAL	234	28039	8004	14700

Annexure 4.1

List of District Election Officers

Sl. No.	Name of the District	Name of the District Election Officer
1.	Chennai	Dr. D. Karthikeyan, I.A.S.
2.	Kancheepuram	Thiru. Asish Chatterjee, I.A.S.
3.	Tiruvallur	Thiru. T.P. Rajesh, I.A.S.
4.	Vellore	Thiru. V. Palanikumar, I.A.S.
5.	Krishnagiri	Thiru. V. Arun Roy, I.A.S.
6.	Dharmapuri	Dr. R. Anandakumar, I.A.S.
7.	Tiruvannamalai	Dr. M. Rajendran, I.A.S.
8.	Villupuram	Dr. R. Palaniswamy, I.A.S.
9.	Salem	Thiru. J. Chandrakumar, I.A.S.
10.	Namakkal	Tmt. S. Madumathi, I.A.S.
11.	Erode	Thiru. C. Kamaraj, I.A.S.
12.	Tiruppur	Thiru. C. Samayamoorthy, I.A.S.
13.	The Nilgiris	Tmt. Archana Patnaik, I.A.S.
14.	Coimbatore	Thiru. P. Umanath, I.A.S.
15.	Dindigul	Thiru. M. Vallalar, I.A.S.
16.	Karur	Dr. J. Uma Maheswari, I.A.S.
17.	Tiruchirappalli	Thiru. Mahesan Kasirajan, I.A.S.
18.	Perambalur	Thiru. M. Vijay Kumar, I.A.S.
19.	Ariyalur	Thiru. T.K. Ponnusamy, I.A.S.
20.	Cuddalore	Thiru. P. Seetharaman, I.A.S.
21.	Nagapattinam	Thiru. C. Munianathan, I.A.S.
22.	Thiruvavarur	Thiru. K. Baskaran, I.A.S.
23.	Thanjavur	Thiru. M.S. Shanmugam, I.A.S.
24.	Pudukkottai	Tmt. A. Suganthi, I.A.S.
25.	Sivaganga	Thiru. V. Sampath, I.A.S.
26.	Madurai	Thiru. U. Sagayam, I.A.S.
27.	Theni	Thiru. A. Karthik, I.A.S.
28.	Virudhunagar	Dr. V.K. Shanmugam, I.A.S.
29.	Ramanathapuram	Thiru. T.N. Hariharan, I.A.S.
30.	Thoothukudi	Dr. C.N. Mahesvaran, I.A.S.
31.	Tirunelveli	Dr. M. Jayaraman, I.A.S.
32.	Kanniyakumari	Thiru. Rajendra Ratnoo, I.A.S.

Annexure 4.1 (contd.)

Returning Officers of Assembly Constituencies in Tamil Nadu

No. & Name of the Assembly Constituency	Returning Officer
(1)	(2)
1 Gummidipoondi	Special Deputy Collector (Social Security Scheme), Tiruvallur
2 Ponneri (SC)	Assistant Commissioner (Excise), Tiruvallur
3 Tiruttani	Sub-Collector/Assistant Collector/Revenue Divisional Officer, Tiruttani
4 Thiruvallur	District Backward Classes and Minorities Welfare Officer, Tiruvallur
5 Poonamallee (SC)	Sub-Collector/Assistant Collector/Revenue Divisional Officer, Tiruvallur
6 Avadi	Personal Assistant (General) to Collector, Tiruvallur.
7 Maduravoyal	Sub-Collector/Assistant Collector/Revenue Divisional Officer, Ponneri
8 Ambattur	Commissioner, Ambattur Municipality
9 Madavaram	Special Deputy Collector (Colour TV), Tiruvallur
10 Tiruvottiyur	District Supply and Consumer Protection Officer, Tiruvallur
11 Dr.Radhakrishnan Nagar	Zonal Officer, Zone-1, Corporation of Chennai.
12 Perambur	District Revenue Officer, Chennai Collectorate, Chennai.
13 Kolathur	Zonal Officer, Zone-4, Corporation of Chennai.
14 Villivakkam	General Manager, Small Industries Promotion Corporation of Tamil Nadu, Chennai.
15 Thiru-Vi-Ka-Nagar (SC)	Secretary & Project Officer, Tamil Nadu Housing Board, Chennai.
16 Egmore (SC)	District Revenue Officer (Land Acquisition), Tamil Nadu Road Sector Project, Chennai.
17 Royapuram	General Manager, Small Industries Development Corporation (SIDCO), Chennai.
18 Harbour	Additional Director of Medical Services, Directorate of Medical Services, Chennai.
19 Chepauk-Thiruvallikeni	General Manager, Metro Water & Sewerage Board, Chennai.
20 Thousand Lights	General Manager, Tamil Nadu Medicinal Plant Farms & Herbal Medicine Corporation (TAMPCOL), Chennai.
21 Anna Nagar	General Manager, Arasu Cable TV Corporation, Chennai.
22 Virugampakkam	General Manager (Wholesale & Administration), Tamil Nadu State Marketing Corporation (TASMAC), Chennai.

Annexure 4.1 (contd.)

(1)	(2)
23 Saidapet	General Manager (Retail Vending), Tamil Nadu State Marketing Corporation (TASMAC), Chennai.
24 Thiyagarayanagar	General Manager, Tamil Nadu Tourism Development Corporation (TTDC), Chennai.
25 Mylapore	General Manager, Tamil Nadu Women Development Corporation, Chennai.
26 Velachery	District Revenue Officer (Relief & Rehabilitation), Chennai.
27 Shozhinganallur	Assistant Commissioner (Excise), Kancheepuram
28 Alandur	Special Deputy Collector (LA), IT Corridor, Tambaram.
29 Sriperumbudur (SC)	Additional Personal Assistant (Land) to Collector, Kancheepuram.
30 Pallavaram	Special Deputy Collector (RR), Collectorate, Kancheepuram
31 Tambaram	Sub-Collector/Assistant Collector/Revenue Divisional Officer, Tambaram.
32 Chengalpattu	Sub-Collector/Assistant Collector/Revenue Divisional Officer, Chengalpattu.
33 Thiruporur	District Backward Classes and Minorities Welfare Officer, Kancheepuram
34 Cheyyur (SC)	Special Deputy Collector (CTV), Collector's Office, Kancheepuram.
35 Madurantakam (SC)	Sub-Collector/Assistant Collector/Revenue Divisional Officer, Madurantakam.
36 Uthiramerur	District Supply & Consumer Protection Officer, Kancheepuram.
37 Kancheepuram	Sub-Collector/Assistant Collector/Revenue Divisional Officer, Kancheepuram
38 Arakkonam (SC)	District Adi-Dravidar and Tribal Welfare Officer, Vellore
39 Sholingur	Inspection Cell Officer, Collectorate, Vellore
40 Katpadi	Special Deputy Collector (Stamps), Vellore
41 Ranipet	Sub-Collector/Assistant Collector/Revenue Divisional Officer, Ranipet
42 Arcot	Special Deputy Collector (Social Security Scheme), Vellore
43 Vellore	Sub-Collector/Assistant Collector/Revenue Divisional Officer, Vellore.
44 Anaikattu	Assistant Commissioner (Excise), Vellore
45 Kilvaithinankuppam (SC)	Personal Assistant (Noon Meal) to Collector, Vellore
46 Gudiyattam (SC)	Special Deputy Collector (Colour TV), Vellore

Annexure 4.1 (contd.)

(1)	(2)
47 Vaniyambadi	District Backward Classes and Minorities Welfare Officer, Vellore
48 Ambur	District Supply and Consumer Protection Officer, Vellore
49 Jolarpet	Additional Personal Assistant (Land) to the Collector, Vellore.
50 Tiruppattur	Sub-Collector/Assistant Collector/Revenue Divisional Officer, Tirupattur.
51 Uthangarai (SC)	District Adi-Dravidar and Tribal Welfare Officer, Krishnagiri.
52 Bargur	District Backward Classes and Minorities Welfare Officer, Krishnagiri
53 Krishnagiri	Sub-Collector/Assistant Collector/Revenue Divisional Officer, Krishnagiri.
54 Veppanahalli	Special Deputy Collector (Social Security Scheme), Krishnagiri.
55 Hosur	Sub-Collector/Assistant Collector/Revenue Divisional Officer, Hosur.
56 Thalli	Assistant Commissioner (Excise), Krishnagiri.
57 Palacodu	Special Deputy Collector (PGRC), Dharmapuri
58 Pennagaram	Assistant Commissioner (Excise), Dharmapuri
59 Dharmapuri	Sub-Collector/Assistant Collector/ Revenue Divisional Officer, Dharmapuri
60 Pappireddippatti	Special Deputy Collector (Colour TV), Dharmapuri
61 Harur (SC)	Sub-Collector/Assistant Collector/Revenue Divisional Officer, Harur
62 Chengam (SC)	Additional Personal Assistant (Land) to the Collector, Tiruvannamalai
63 Tiruvannamalai	Sub-Collector/Assistant Collector/Revenue Divisional Officer, Tiruvannamalai
64 Kilpennathur	Assistant Commissioner (Excise), Tiruvannamalai
65 Kalasapakkam	District Adi-Dravidar and Tribal Welfare Officer, Tiruvannamalai
66 Polur	District Supply and Consumer Protection Officer, Tiruvannamalai
67 Arani	Special Deputy Collector (Social Security Scheme), Tiruvannamalai
68 Cheyyar	Sub-Collector/Assistant Collector/ Revenue Divisional Officer, Cheyyar
69 Vandavasi (SC)	District Backward Classes and Minorities Welfare Officer, Tiruvannamalai

Annexure 4.1 (contd.)

(1)	(2)
70 Gingee	District Adi-Dravidar and Tribal Welfare Officer, Viluppuram
71 Mailam	Additional Personal Assistant (Land) to the Collector, Viluppuram
72 Tindivanam (SC)	Sub-Collector/Assistant Collector/Revenue Divisional Officer, Tindivanam
73 Vanur (SC)	Special Deputy Collector (Social Security Scheme), Viluppuram
74 Viluppuram	Sub-Collector/Assistant Collector/Revenue Divisional Officer, Viluppuram
75 Vikravandi	District Supply and Consumer Protection Officer, Viluppuram
76 Tirukkoyilur	Sub-Collector/Assistant Collector/Revenue Divisional Officer, Tirukkoilur
77 Ulundurpettai	Assistant Commissioner (Excise), Viluppuram
78 Rishivandiyam	District Backward Classes and Minorities Welfare Officer, Viluppuram
79 Sankarapuram	Assistant Director of Rural Development (Panchayat), Viluppuram
80 Kallakurichi (SC)	Sub-Collector/Assistant Collector/Revenue Divisional Officer, Kallakurichi
81 Gangavalli (SC)	District Supply and Consumer Protection Officer, Salem
82 Attur (SC)	Sub-Collector/Assistant Collector/Revenue Divisional Officer, Attur.
83 Yercaud (ST)	District Adi-Dravidar and Tribal Welfare Officer, Salem.
84 Omalur	Additional Personal Assistant (Land) to Collector, Salem
85 Mettur	Sub-Collector/Assistant Collector/Revenue Divisional Officer, Mettur.
86 Edappadi	Assistant Commissioner(Excise), Salem
87 Sankari	Sub-Collector/Assistant Collector/Revenue Divisional Officer, Sankari
88 Salem (West)	Special Deputy Collector (Social Security Scheme), Salem.
89 Salem (North)	Sub-Collector/Assistant Collector/Revenue Divisional Officer, Salem
90 Salem (South)	Commissioner, Salem City Municipal Corporation, Salem
91 Veerapandi	District Backward Classes and Minorities Welfare Officer, Salem
92 Rasipuram (SC)	District Supply and Consumer Protection Officer, Namakkal
93 Senthamangalam (ST)	Special Deputy Collector (Social Security Scheme), Namakkal

Annexure 4.1 (contd.)

(1)	(2)
94 Namakkal	Sub-Collector/Assistant Collector/Revenue Divisional Officer, Namakkal
95 Paramathi-Velur	District Backward Classes and Minorities Welfare Officer, Namakkal
96 Tiruchengodu	Sub-Collector/Assistant Collector/Revenue Divisional Officer, Tiruchengode.
97 Kumarapalayam	District Adi-Dravidar and Tribal Welfare Officer, Namakkal
98 Erode (East)	Special Deputy Collector (Social Security Scheme), Collectorate, Erode
99 Erode (West)	Sub-Collector/Assistant Collector/Revenue Divisional Officer, Erode.
100 Modakkurichi	Assistant Commissioner (Excise), Erode
101 Dharapuram (SC)	Sub-Collector/Assistant Collector/Revenue Divisional Officer, Dharapuram
102 Kangayam	District Backward Classes and Minorities Welfare Officer, Tiruppur
103 Perundurai	District Supply and Consumer Protection Officer, Erode
104 Bhavani	District Adi-Dravidar and Tribal Welfare Officer, Erode
105 Anthiyur	Personal Assistant (Development) to the Collector, Erode
106 Gobichettipalayam	Sub-Collector/Assistant Collector/Revenue Divisional Officer, Gobichettipalayam
107 Bhavanisagar (SC)	Assistant Director (Panchayat), Erode
108 Udhagamandalam	Assistant Commissioner (Excise), Collectorate, Udhagamandalam
109 Gudalur (SC)	Sub-Collector/Assistant Collector/Revenue Divisional Officer, Gudalur.
110 Coonoor	Sub-Collector/Assistant Collector/Revenue Divisional Officer, Coonoor
111 Mettupalayam	Deputy Commissioner (Excise), Coimbatore
112 Avanashi (SC)	Assistant Commissioner (Excise), Tiruppur
113 Tiruppur (North)	Sub-Collector/Assistant Collector/Revenue Divisional Officer, Tiruppur
114 Tiruppur (South)	Commissioner, Tiruppur City Municipal Corporation, Tiruppur
115 Palladam	District Supply and Consumer Protection Officer, Tiruppur
116 Suler	Special Deputy Collector (Colour TV), Coimbatore
117 Kavundampalayam	Assistant Commissioner (ULT), Coimbatore

Annexure 4.1 (contd.)

(1)	(2)
118 Coimbatore (North)	Additional Personal Assistant (Lands) to Collector, Coimbatore
119 Thondamuthur	Sub-Collector/Assistant Collector/Revenue Divisional Officer, Coimbatore
120 Coimbatore (South)	Deputy Commissioner, Coimbatore Municipal Corporation, Coimbatore
121 Singanallur	Personal Assistant (General) to Collector, Coimbatore
122 Kinathukadavu	District Backward Classes and Minorities Welfare Officer, Coimbatore
123 Pollachi	Sub-Collector/Assistant Collector/Revenue Divisional Officer, Pollachi
124 Valparai (SC)	District Inspection Cell Officer, Coimbatore
125 Udumalaipettai	Sub-Collector / Assistant Collector / Revenue Divisional Officer, Udumalaipettai.
126 Madathukulam	District Adi-Dravidar and Tribal Welfare Officer, Tiruppur
127 Palani	Sub-Collector/Assistant Collector/Revenue Divisional Officer, Palani
128 Oddanchatram	Assistant Commissioner (Excise), Dindigul
129 Athoor	Special Deputy Collector (Social Security Scheme), Dindigul
130 Nilakkottai (SC)	District Backward Classes and Minorities Welfare Officer, Dindigul
131 Natham	District Adi-Dravidar and Tribal Welfare Officer, Dindigul
132 Dindigul	Sub-Collector/Assistant Collector/Revenue Divisional Officer, Dindigul
133 Vedasandur	District Supply and Consumer Protection Officer, Dindigul
134 Aravakurichi	Assistant Commissioner (Excise), Karur
135 Karur	Sub-Collector/Assistant Collector/Revenue Divisional Officer, Karur
136 Krishnarayapuram (SC)	District Supply and Consumer Protection Officer, Karur
137 Kulithalai	Sub-Collector/Assistant Collector/Revenue Divisional Officer, Kulithalai
138 Manapparai	District Backward Classes and Minorities Welfare Officer, Tiruchirappalli.
139 Srirangam	Assistant Commissioner (Land Reforms), Tiruchirappalli.
140 Tiruchirappalli (West)	Sub-Collector/Assistant Collector/Revenue Divisional Officer, Tiruchirappalli.
141 Tiruchirappalli (East)	Assistant Commissioner, Ariyamangalam Zone City Corporation, Tiruchirappalli.

Annexure 4.1 (contd.)

(1)	(2)
142 Thiruverumbur	District Supply and Consumer Protection Officer, Tiruchirappalli.
143 Lalgudi	Sub-Collector/Assistant Collector/Revenue Divisional Officer, Lalgud.
144 Manachanallur	Assistant Commissioner (Excise), Tiruchirappalli.
145 Musiri	Sub-Collector/Assistant Collector/Revenue Divisional Officer, Musiri.
146 Thuraiyur (SC)	Special Deputy Collector (Colour TV), Tiruchirappalli.
147 Perambalur (SC)	Sub-Collector/Assistant Collector/Revenue Divisional Officer, Perambalur
148 Kunnam	District Supply and Consumer Protection Officer, Perambalur
149 Ariyalur	Sub-Collector/Assistant Collector/Revenue Divisional Officer, Ariyalur
150 Jayankondam	Sub-Collector/Assistant Collector/Revenue Divisional Officer, Udayarpalayam
151 Tittakudi (SC)	District Backward Classes and Minorities Welfare Officer, Cuddalore
152 Vriddhachalam	Sub-Collector/Assistant Collector/Revenue Divisional Officer, Vridhachalam
153 Neyveli	Special Deputy Collector (Land Acquisition), Neyveli
154 Panruti	District Adi-Dravidar and Tribal Welfare Officer, Cuddalore
155 Cuddalore	Sub-Collector/Assistant Collector/Revenue Divisional Officer, Cuddalore
156 Kurinjipadi	Special Deputy Collector (Stamps), Cuddalore
157 Bhuvanagiri	District Supply and Consumer Protection Officer, Cuddalore
158 Chidambaram	Sub-Collector/Assistant Collector/Revenue Divisional Officer, Chidambaram
159 Kattumannarkoil (SC)	Assistant Commissioner (Excise), Cuddalore
160 Sirkazhi (SC)	Special Deputy Collector (Social Security Scheme), Nagapattinam
161 Mayiladuthurai	Sub-Collector/Assistant Collector/Revenue Divisional Officer, Mayiladuthurai
162 Poompuhar	Assistant Commissioner (Excise), Nagapattinam
163 Nagapattinam	Sub-Collector/Assistant Collector/Revenue Divisional Officer, Nagapattinam
164 Kilvelur (SC)	District Adi-Dravidar and Tribal Welfare Officer, Nagapattinam
165 Vedaranyam	District Supply and Consumer Protection Officer, Nagapattinam

Annexure 4.1 (contd.)

(1)	(2)
166 Thiruthuraiipoondi (SC)	District Supply and Consumer Protection Officer, Tiruvarur
167 Mannargudi	Sub-Collector/Assistant Collector/Revenue Divisional Officer, Mannargudi.
168 Thiruvarur	Sub-Collector/Assistant Collector/Revenue Divisional Officer, Tiruvarur
169 Nannilam	Assistant Commissioner (Excise), Tiruvarur
170 Thiruvidaimarudur (SC)	District Supply and Consumer Protection Officer, Thanjavur
171 Kumbakonam	Sub-Collector/Assistant Collector/Revenue Divisional Officer, Kumbakonam
172 Papanasam	District Adi-Dravidar and Tribal Welfare Officer, Thanjavur
173 Thiruvaiyaru	Assistant Commissioner (Excise), Thanjavur
174 Thanjavur	Sub-Collector/Assistant Collector/Revenue Divisional Officer, Thanjavur.
175 Orathanadu	District Backward Classes and Minorities Welfare Officer, Thanjavur.
176 Pattukkottai	Sub-Collector/Assistant Collector/Revenue Divisional Officer, Pattukkottai.
177 Peravurani	Special Deputy Collection(Stamps), Thanjavur
178 Gandharvakottai (SC)	District Adi-Dravidar and Tribal Welfare Officer, Pudukkottai
179 Viralimalai	Assistant Commissioner (Excise), Pudukkottai
180 Pudukkottai	Sub-Collector/Assistant Collector/Revenue Divisional Officer, Pudukkottai
181 Thirumayam	Special Deputy Collector(Social Security Scheme), Pudukkottai
182 Alangudi	District Supply and Consumer Protection Officer, Pudukkottai
183 Aranthangi	Sub-Collector/Assistant Collector/Revenue Divisional Officer, Aranthangi
184 Karaikudi	Sub-Collector/Assistant Collector/ Revenue Divisional Officer, Devakottai
185 Tiruppattur	Assistant Commissioner (Excise), Sivaganga
186 Sivaganga	Sub-Collector/Assistant Collector/Revenue Divisional Officer, Sivaganga
187 Manamadurai (SC)	District Backward Classes and Minorities Welfare Officer, Sivaganga
188 Melur	District Adi-Dravidar and Tribal Welfare Officer, Madurai
189 Madurai East	Sub-Collector/Assistant Collector/Revenue Divisional Officer, Madurai

Annexure 4.1 (contd.)

(1)	(2)
190 Sholavandan (SC)	District Backward Classes and Minorities Welfare Officer, Madurai
191 Madurai North	Assistant Commissioner, Madurai Corporation (North Zone)
192 Madurai South	Assistant Commissioner, Madurai Corporation (East Zone)
193 Madurai Central	Assistant Commissioner, Madurai Corporation (South Zone)
194 Madurai West	Assistant Commissioner, Madurai Corporation (West Zone)
195 Thiruparankundram	District Supply and Consumer Protection Officer, Madurai
196 Thirumangalam	Assistant Commissioner (Land Reforms), Madurai
197 Usilampatti	Sub-Collector/Assistant Collector/Revenue Divisional Officer, Usilampatti.
198 Andipatti	District Backward Classes and Minorities Welfare Officer, Theni
199 Periyakulam (SC)	Sub-Collector/Assistant Collector/Revenue Divisional Officer, Periyakulam
200 Bodinayakanur	District Supply and Consumer Protection Officer, Theni
201 Cumbum	Sub-Collector/Assistant Collector/Revenue Divisional Officer, Uthamapalayam
202 Rajapalayam	District Supply and Consumer Protection Officer, Virudhunagar
203 Srivilliputhur (SC)	Assistant Commissioner (Excise), Virudhunagar
204 Sattur	District Backward Classes and Minorities Welfare Officer, Virudhunagar
205 Sivakasi	Sub-Collector/Assistant Collector/Revenue Divisional Officer, Sivakasi
206 Virudhunagar	District Adi-Dravidar and Tribal Welfare Officer, Virudhunagar
207 Aruppukkottai	Sub-Collector/Assistant Collector/Revenue Divisional Officer, Aruppukkottai
208 Tiruchuli	Special Deputy Collector (Social Security Scheme), Virudhunagar.
209 Paramakudi (SC)	Sub-Collector/Assistant Collector/Revenue Divisional Officer, Paramakudi
210 Tiruvadanai	District Supply and Consumer Protection Officer, Ramanathapuram
211 Ramanathapuram	Sub-Collector/Assistant Collector/Revenue Divisional Officer, Ramanathapuram
212 Mudhukulathur	District Backward Classes and Minorities Welfare Officer, Ramanathapuram

Annexure 4.1 (contd.)

(1)	(2)
213 Vilathikulam	District Supply and Consumer Protection Officer, Thoothukudi
214 Thoothukkudi	Sub-Collector/Assistant Collector/Revenue Divisional Officer, Thoothukudi
215 Tiruchendur	Sub-Collector/Assistant Collector/Revenue Divisional Officer, Tiruchendur
216 Srivaikuntam	District Backward Classes and Minorities Welfare Officer, Thoothukudi
217 Ottapidaram (SC)	Assistant Commissioner (Excise), Thoothukudi
218 Kovilpatti	Sub-Collector/Assistant Collector/Revenue Divisional Officer, Kovilpatti.
219 Sankarankovil (SC)	Assistant Commissioner (Excise), Tirunelveli
220 Vasudevanallur (SC)	District Adi-Dravidar and Tribal Welfare Officer, Tirunelveli
221 Kadayanallur	Additional Personal Assistant (Lands) to the Collector, Tirunelveli
222 Tenkasi	Sub-Collector/Assistant Collector/Revenue Divisional Officer, Tenkasi
223 Alangulam	Personal Assistant (General) to Collector of Tirunelveli
224 Tirunelveli	Sub-Collector/Assistant Collector/Revenue Divisional Officer, Tirunelveli
225 Ambasamudram	Sub-Collector/Assistant Collector/Revenue Divisional Officer, Cheranmahadevi
226 Palayamkottai	Commissioner, Tirunelveli City Municipal Corporation, Tirunelveli
227 Nanguneri	District Supply and Consumer Protection Officer, Tirunelveli
228 Radhapuram	District Backward Classes and Minorities Welfare Officer, Tirunelveli.
229 Kanniyakumari	District Supply and Consumer Protection Officer, Kanniyakumari district at Nagercoil
230 Nagercoil	Sub-Collector/Assistant Collector/Revenue Divisional Officer, Nagercoil
231 Colachel	Special Deputy Collector (Social Security Scheme), Kanniyakumari District at Nagercoil.
232 Padmanabhapuram	Sub-Collector/Assistant Collector/Revenue Divisional Officer, Padmanabhapuram
233 Vilavancode	District Backward Classes and Minorities Welfare Officer, Kanniyakumari district at Nagercoil
234 Killiyoor	Assistant Commissioner (Excise), Kanniyakumari district at Nagercoil

Annexure 4.2

Personnel deployed during polls

Sl.No.	Name of the district	Total no. of Personnel deployed for polling duty
1	Chennai	17090
2	Tiruvallur	13240
3	Kancheepuram	12444
4	Vellore	14240
5	Tiruvannamalai	9322
6	Villupuram	12996
7	Cuddalore	9458
8	Dharmapuri	5851
9	Krishnagiri	6743
10	Salem	13237
11	Namakkal	6603
12	Coimbatore	11424
13	Erode	9743
14	The Nilgiris	4220
15	Dindigul	8239
16	Theni	5893
17	Madurai	9073
18	Karur	4599
19	Perambalur	2073
20	Ariyalur	2574
21	Tiruchirappalli	10274
22	Nagapattinam	7540
23	Tiruvarur	4826
24	Thanjavur	9364
25	Pudukkottai	6120
26	Sivaganga	6287
27	Ramanathapuram	5789
28	Virudhunagar	7755
29	Thoothukudi	6202
30	Tirunelveli	11447
31	Kanniyakumari	6981
32	Tiruppur	9234
	Total	270881

Total No. of Zonal Officers deployed for TNLA - 2011

Sl.No.	Name of the districts	Total Number of Zonal Officers
1	THIRUVALLUR	233
2	CHENNAI	264
3	KANCHEEPURAM	248
4	VELLORE	231
5	KRISHNAGIRI	131
6	DHARMAPURI	119
7	TIRUVANNAMALAI	150
8	VILLUPURAM	229
9	SALEM	246
10	NAMAKKAL	120
11	ERODE	149
12	THE NILGIRIS	515
13	COIMBATORE	221
14	DINDIGUL	150
15	KARUR	74
16	TIRUCHIRAPPALLI	189
17	PERAMBALUR	51
18	CUDDALORE	188
19	NAGAPATTINAM	117
20	THIRUVARUR	96
21	THANJAVUR	172
22	PUDUKKOTTAI	112
23	SIVAGANGA	109
24	MADURAI	214
25	THENI	108
26	VIRUDHUNAGAR	146
27	RAMANATHAPURAM	104
28	THOOTHUKUDI	106
29	TIRUNELVELI	200
30	KANNIYAKUMARI	104
31	ARIYALUR	49
32	TIRUPPUR	158
	TOTAL	5303

Annexure 4.4

Deployment of Counting Personnel for TNLA - 2011

Sl.No.	Name of the districts	Total No. of Counting Personnel
1	Chennai	1781
2	Tiruvallur	305
3	Kancheepuram	616
4	Vellore	624
5	Tiruvannamalai	272
6	Villupuram	555
7	Cuddalore	309
8	Dharmapuri	725
9	Krishnagiri	330
10	Salem	975
11	Namakkal	444
12	Coimbatore	933
13	Erode	895
14	The Nilgiris	192
15	Dindigul	303
16	Theni	350
17	Madurai	450
18	Karur	365
19	Perambalur	163
20	Ariyalur	102
21	Tiruchirappalli	486
22	Nagapattinam	252
23	Tiruvarur	405
24	Thanjavur	630
25	Pudukkottai	498
26	Sivaganga	394
27	Ramanathapuram	347
28	Virudhunagar	391
29	Thoothukudi	186
30	Tirunelveli	504
31	Kanniyakumari	264
32	Tiruppur	220
	Total	15266

Annexure 5.1

Availability of EVMs in the Districts after transfer from UP and Gujarat

S. No.	Districts	Total No. of EVMs available before transfer of EVMs from Gujarat/UP States		Total No. of EVMs received from Gujarat		Total No. of EVMs received from UP		No. of EVMs Ready for use	
		1		2		3			
		CU	BU	CU	BU	CU	BU	CU	BU
1	Chennai	830	830	0	3100	2360	3460	3190	7390
2	Tiruvallur	0	0	0	0	5000	4191	5000	4191
3	Kancheepuram	0	0	0	5200	2420	5200	2420	10400
4	Vellore	0	0	0	5299	3575	0	3575	5299
5	Tiruvannamalai	550	550	0	0	2226	2798	2776	3348
6	Villupuram	0	0	0	0	3319	3974	3319	3974
7	Cuddalore	0	0	0	0	2300	3475	2300	3475
8	Dharmapuri	620	620	0	0	1370	1396	1990	2016
9	Krishnagiri	800	800	0	0	1150	1700	1950	2500
10	Salem	0	0	0	0	3450	5083	3450	5083
11	Namakkal	0	0	0	0	1680	2671	1680	2671
12	Coimbatore	1400	1400	0	0	1480	2950	2880	4350
13	Erode	0	0	0	0	2178	3242	2178	3242
14	The Nilgiris	0	0	0	0	830	1242	830	1242
15	Dindigul	3450	3450	0	0	0	0	3450	3450
16	Theni	3450	3450	0	0	0	0	3450	3450
17	Madurai	2194	2194	0	0	1820	3025	4014	5219
18	Karur	0	0	0	0	1000	1768	1000	1768
19	Perambalur	0	0	0	0	789	881	789	881
20	Ariyalur	0	0	0	0	940	1207	940	1207
21	Tiruchirappalli	0	0	0	0	2630	3989	2630	3989
22	Nagapattinam	0	0	0	0	1600	2150	1600	2150
23	Tiruvarur	0	0	0	0	1420	1776	1420	1776
24	Thanjavur	0	0	0	0	2468	3559	2468	3559
25	Pudukkottai	0	0	0	0	1570	2340	1570	2340
26	Sivaganga	500	500	0	0	1000	1787	1500	2287
27	Ramanathapuram	0	0	0	0	1350	2056	1350	2056
28	Virudhunagar	1008	1008	0	0	1000	1820	2008	2828
29	Thoothukudi	700	700	0	0	1041	1852	1741	2552
30	Tirunelveli	0	0	0	0	2935	3995	2935	3995
31	Kanniyakumari	0	0	0	0	1650	2515	1650	2515
32	Tiruppur	0	0	0	0	2490	3402	2490	3402
TOTAL		15502	15502	0	13599	59041	79504	74543	108605

Annexure 5.2

First Level Checking

Sl. No.	Districts	Date of First Level Checking		No. of EVMs checked during First Level Checking from 24.01.2011 to 08.03.2011	
				CU	BU
1	2	3		4	5
1	Chennai	24.01.2011	07.03.2011	4100	7390
2	Tiruvallur	28.01.2011	14.02.2011	3380	4191
3	Kancheepuram	14.02.2011	04.03.2011	2420	5200
4	Vellore	09.02.2011	26.02.2011	3575	5299
5	Tiruvannamalai	24.01.2011	09.02.2011	2776	3348
6	Villupuram	30.01.2011	14.02.2011	3384	3938
7	Cuddalore	07.02.2011	19.02.2011	2500	2981
8	Dharmapuri	25.01.2011	05.02.2011	1990	2016
9	Krishnagiri	24.01.2011	05.02.2011	1800	2500
10	Salem	01.02.2011	13.02.2011	3450	5083
11	Namakkal	07.02.2011	16.02.2011	1780	2671
12	Coimbatore	24.01.2011	14.02.2011	2880	4350
13	Erode	04.02.2011	10.02.2011	2178	3242
14	The Nilgiris	07.02.2011	12.02.2011	830	1242
15	Dindigul	24.01.2011	12.02.2011	3450	3450
16	Theni	25.01.2011	09.02.2011	3450	3450
17	Madurai	24.01.2011	26.02.2011	2868	4074
18	Karur	23.02.2011	28.02.2011	1100	1768
19	Perambalur	11.02.2011	16.02.2011	789	881
20	Ariyalur	14.02.2011	19.02.2011	940	1207
21	Tiruchirappalli	11.02.2011	23.02.2011	2730	3989
22	Nagapattinam	11.02.2011	24.02.2011	1190	1300
23	Tiruvarur	15.02.2011	23.02.2011	1420	1776
24	Thanjavur	31.01.2011	14.02.2011	1750	3529
25	Pudukkottai	14.02.2011	25.02.2011	1720	2340
26	Sivaganga	08.02.2011	19.02.2011	1413	2100
27	Ramanathapuram	01.02.2011	12.02.2011	1350	2056
28	Virudhunagar	25.01.2011	05.02.2011	2008	2828
29	Thoothukudi	24.01.2011	05.02.2011	1741	2342
30	Tirunelveli	31.01.2011	24.02.2011	3235	4205
31	Kanniyakumari	07.02.2011	23.02.2011	1850	2515
32	Tiruppur	31.01.2011	10.02.2011	2490	3402
TOTAL				72537	100663

Annexure 5.3

DEPLOYMENT OF EVM AND MALFUNCTIONING OF EVM - GE TO TNLA, 2011

Sl No	District Name	EVMs(BU/CU) used on poll day		No. of EVMs taken for training/ demonstratio purpose		No. of EVMs Replaced during Poll	
		CU	BU	CU	BU	CU	BU
(1)	(2)	(3)	(4)	(5)	(6)	(7)	(8)
1	THIRUVALLUR	2692	3241	150	150	21	21
2	CHENNAI	3236	4719	288	458	20	20
3	KANCHEEPURAM	2816	3066	165	165	26	26
4	VELLORE	2912	2912	195	195	12	12
5	KRISHNAGIRI	1389	1389	90	90	2	2
6	DHARMAPURI	1180	1180	75	75	3	3
7	TIRUVANNAMALAI	1922	1922	121	121	6	6
8	VILLUPURAM	2672	2672	165	165	10	10
9	SALEM	2723	2723	165	165	19	19
10	NAMAKKAL	1360	1360	90	90	5	5
11	ERODE	1779	1779	120	120	2	2
12	THE NILGIRIS	579	579	45	45	1	1
13	COIMBATORE	2168	2168	150	150	2	2
14	DINDIGUL	1699	1958	105	105	5	5
15	KARUR	808	1020	60	60	3	3
16	TIRUCHIRAPPALLI	2124	2417	180	180	6	6
17	PERAMBALUR	537	537	30	30	0	0
18	CUDDALORE	1995	1995	135	135	5	5
19	NAGAPATTINAM	1223	1223	120	120	0	0
20	THIRUVARUR	1000	1000	59	59	11	11
21	THANJAVUR	1877	1877	120	120	7	7
22	PUDUKKOTTAI	1238	1238	90	90	2	2
23	SIVAGANGA	1088	1088	60	60	3	3
24	MADURAI	2203	2203	150	150	8	8
25	THENI	960	1459	60	60	7	7
26	VIRUDHUNAGAR	1538	1538	70	70	4	4
27	RAMANATHAPURAM	1120	1120	60	60	1	1
28	THOOTHUKUDI	1273	1273	90	90	5	5
29	TIRUNELVELI	2387	2649	250	250	6	6
30	KANNIYAKUMARI	1412	1412	142	142	11	11
31	ARIYALUR	519	519	136	136	2	2
32	TIRUPPUR	1885	1885	120	120	11	11
TOTAL		54314	58121	3856	4026	226	226

List of Training Materials

I. Training for DEOs / ROs

1. Story of EVM Lal Video Film
2. Compendium of Instructions Volumes – II, III & IV
3. Counting of votes, Declaration of Results and Return of Deposits
4. Model checklist for DEOs
5. Model Checklist for ROs
6. New Affidavit Formats – ECI Instructions
7. Compendium of Instructions – 2011 for General Elections to State Legislative Assemblies of Tamil Nadu, Kerala, Assam, Pondicherry and West Bengal
8. Procurement of Materials
9. Training of DEOs / ROs (Powerpoint)
10. Training to PA (Elections) and ST (Elections)

II. EVM

1. EVM – Introduction (Powerpoint)
2. Training for PA (Elections), ST (Elections), Nodal Officers & Master Trainers (Powerpoint)

III. Expenditure Monitoring

1. Enforcement of Expenditure Instructions – Final Instructions on Expenditure Monitoring

IV. IEC, Media & Communication

1. Communication Plan (Powerpoint)
2. State Level and District Level IEC Plan (Powerpoint)
3. Training on MCMC and Media Cell (Powerpoint)

V. Model Code of Conduct

1. Daily Model Code Reporting Format
2. Defacement of Property for – Instructions Final

Annexure 6.1 (contd.)

3. Model Code of Conduct – FAQ (Pdf)
4. Model Code of Conduct for Police
5. Model Code of Conduct for Ministers, Secretaries & HODs
6. Model Code of Conduct – Do's and Dont's (Pdf)
7. Model Code of Conduct – Instructions to Political Parties
8. Model Code of Conduct for DEOs and ROs
9. Training on Model Code of Conduct – TNLA, 2011

VI. Police Officers and Deployment

1. Force Deployment Parameters
2. Role of Police & Force deployment (Powerpoint)

VII. Training for Polling Personnel

1. EVM Training Module I
2. Polling Officers Training Instructions (Pdf)
3. Presiding Officers – Points to Remember (Pdf)
4. Presiding Officers Training (Tamil) (Powerpoint)
5. Pledge for Election Officials (Powerpoint)

VIII. Training for Zonal Officers

1. Instructions for Zonal Officers (Tamil & English)
2. Micro Observers Check List (Pdf)
3. Table of Action Points for Zonal Officers.
4. Training for Zonal Officers & Micro Observers (Powerpoint)
5. Zonal Officer – Format for Reception Centre
6. Zonal Party Report – Format III

IX. Counting Training

Annexure 6.2

TNLA 2011 -Training of Nodal Officers and Master Trainers
Training programme for Nodal Cells 4, 5, 6, 7, 8 and 9

DATE	BATCH	Subject	Participants	Full Day/ Fore Noon / Afternoon	Training Hall No.
14-02-11		Polling Personnel (including Zonal officers and Micro Observer)	ST(E) N.O MT	Fore noon Batch A	C-23
				After noon Batch B	C-23
		Procurement and distribution of Materials and Statutory forms	ST(E) N.O MT	Fore Noon Batch B	C-24
				After noon Batch A	C-24
15-02-11		MCC and Complaints monitoring	PA(E) N.O MT	Forenoon Batch A	C-23
				Afternoon Batch B	C-23
		Role of Police, Law & Order and deployment of force	PA(E) N.O (Rev) N.O(Police)	Forenoon Batch B	C-24
				After noon Batch A	C-24
17-02-11	A	Expenditure Monitoring and accounts	PA(E) N.O(Exp) PA(Acts)	Full day	C-23
	B	Video surveillance video viewing and shadow registers	PA(E) N.O Addl.N.O	Full day	C-24
18-02-11	A	Video surveillance, video viewing and shadow registers	PA(E) N.O Addl.N.O	Full day	C-23
	B	Expenditure Monitoring and accounts	PA(E) NO PA (Acts)	Full day	C-24

A Batch Districts : Thiruvallur, Chennai, Kancheepuram, Vellore, Krishnagiri, Dharmapuri, Tiruvannamalai, Villupuram, Salem, Namakkal, Erode, Tiruppur, The Nilgiris, Coimbatore, Karur and Tiruchirappalli

B Batch Districts : Dindigul, Perambalur, Ariyalur, Cuddalore, Nagapattinam, Tiruvarur, Thanjavur, Pudukottai, Sivaganga, Madurai, Theni, Virudhunagar, Ramanathapuram, Thoothukudi, Tirunelveli and Kanniyakumari

Training programme for Nodal cell 1

Date	Subject	Participants	One Batch	Training Hall
19-02-11	Conduct of elections and Election Process / instructions and Rules	PA(E) ST(E)	Half Day Session Forenoon	Ponarangam Auditorium

Forenoon Session :10.00 A.M. to 1.00 P.M.

Afternoon Session : 2.00 P.M. to 5.00 P.M.

Annexure 6.2 (contd.)

Training Schedule – Nodal Cell 2 and 3

DATE	BATCH	Subject	Participants	Full Day/ Fore Noon / Afternoon		Training Hall No.
21-02-11	A	EVM Preparation /setting and trouble shooting	PA (E) ST (E) N.O MT	Full day		B-11
	B	IEC & Helpline Communication Plan and Media and webcasting/ SMS	PA (E) Programmer N.O PRO/APRO		After noon	A-10
22-02-11	A	IEC & Helpline Communication Plan and Media and webcasting/ SMS	PA (E) Programmer N.O PRO/APRO	Fore noon		A-10
	B	EVM Preparation /setting and trouble shooting	PA (E) ST (E) N.O MT	Full day		B-11
	C	IEC & Helpline Communication Plan and Media and webcasting/ SMS	PA (E) Programmer N.O PRO/APRO		After noon	A-10
23-02-11	C	EVM Preparation /setting and trouble shooting	PA (E) ST (E) N.O MT	Full day		B-11

A Batch – 10 districts

Tiruvallur, Chennai, Kancheepuram, Vellore, Krishnagiri, Dharmapuri, Tirvannamalai, Villupuram, Salem and Namakkal.

B Batch – 11 Districts

Erode, Tiruppur, The Nilgiris, Coimatore, Dindigul, Karur, Tiruchirappalli, Perambalur, Ariyalur, Cuddalore and Nagapattinam.

C Batch - 11 Districts

Tiruvarur, Thanjavur, Pudukottai, Sivaganga, Madurai, Theni, Virudhunagar, Ramanathapuram, Thoothukudi, Tirunelveli and Kanniyakumari.

Annexure 6.3

TRAINING PLAN FOR DISTRICT AND RO LEVEL TRAININGS

Sl. No	Subject of training	Category of Participants	Master trainer/ Resource person	Tentative date	Duration of training	Venue (Suggested)
1	Training for officers on MCC and Role of police.	ROs, DSPs, AROs & Inspectors	DEO SP MCC Nodal officer	Before March 5th	3 hours	Collectorate meeting hall
2	Training to police officers on Role of police , L&O and deployment of force	RO,DSPs and ZOs	DEO SP Nodal Officer	Before 8 th March (after zonal officers have made first visit)	3 hours	Collectorate meeting hall
3	Training for Expenditure monitoring sub committees for all assembly constituencies	Video surveillance team Video Viewing team Flying squad Static squad Accounts team MCMC team	DEO Nodal Officer Expenditure Master Trainer exp	Before March 8th	3 hours	Collectorate meeting hall
4	Training on Vehicle permits, Permission for campaigns, nomination, scrutiny and allotment of symbols	ROs and AROs and Nodal officers for each AC	DEO PA(E) ST(E)	Before March 10th	3 hours	Collectorate meeting hall
5	Training on material procurement and distribution	AROs and Election DT of all taluks	PA(E) ST(E) Nodal officer	Before 15 march	3 hours	Collectorate meeting hall
6	Training for Zonal officers	Zonal officers	RO , Master Trainer and ARO	Before 15 th	Full day	RO training centre in AC
7	First training for polling personnel (3days after first randomization) First randomization-on 22 nd March	Polling personnel (PrO, PO1, PO2,PO3,PO4) Trained separately	RO, ARO and ZOs (By Lending AC)	25 th or 26 th march	Full day	RO training in AC centre in AC
8	Second training for polling personnel (2 days after second randomization) second randomization -9 to 12 days before poll	Polling personnel (PrO, PO1, PO2,PO3,PO4) Trained as polling parties	RO, ARO and ZOs (Receiving AC)	3 rd or 4 th April	Full day	RO training centre in AC
9	Second repeat Training for polling personnel (3 days before poll)	Polling personnel (PrO, PO1, PO2,PO3,PO4) trained as polling parties	RO, ARO and ZOs (Receiving AC)	9th April	Half day	RO training centre in AC
10	Third training and distribution of appt orders	Polling personnel (PrO, PO1, PO2,PO3,PO4)	ZOs (Receiving AC)	12 th April	1 hour after appt orders are handed over	At Dispersal centre
11	Fourth training for polling personnel	Polling personnel (PrO, PO1, PO2,PO3,PO4)	ZOs (Receiving AC)	12 th April	At each polling station	In respective Polling station

**MODEL CODE OF CONDUCT VIOLATIONS
DURING THE GENERAL ELECTION TO TNLA 2011**

Annexure 7.1

S. No	Name of the District	T.N. Openplaces (Prevention of Disfigurement) Act		Misuse of Vehicles (Beacon light, flags, no permit, modification etc.,)		Misuse of places of worship		Unauthorised/illegal meetings/ speech (without permission/ speech promoting hatred)		Inducement/ illegal gratification/ cash, kind and liquor distribution		Others		Total	
		Recd	Action taken	Recd	Action taken	Recd	Action taken	Recd	Action taken	Recd	Action taken	Recd	Action taken	Recd	Action taken
1	THIRUVALLUR	7066	7066	58	58	0	0	1	1	22	22	14	14	7161	7161
2	CHENNAI	12161	12162	0	0	0	0	1	1	2	2	2	2	12166	12167
3	KANCHEEPURAM	12958	12958	0	0	0	0	5	5	27	27	7	7	12997	12997
4	VELLORE	627	627	0	0	2	2	11	11	15	15	94	94	749	749
5	KRISHNAGIRI	1028	1028	12	12	3	3	3	3	24	26	25	55	1094	1094
6	DHARMAPURI	721	721	138	2402	1	1	3	3	72	72	102	102	1036	3300
7	TIRUVANNAMALAI	238	238	14	14	0	0	6	6	3	3	17	17	278	278
8	VILLUPURAM	55	55	5	5	0	0	1	1	6	6	22	22	89	89
9	SALEM	282	282	27	27	0	0	0	0	4	4	16	16	329	329
10	NAMAKKAL	83	83	17	17	7	7	10	10	35	35	75	75	226	226
11	ERODE	57	57	46	46	2	2	29	29	26	25	58	57	218	216
12	THE NILGIRIS	54	54	0	0	0	0	0	0	5	5	56	56	115	115
13	COIMBATORE	409	409	10	10	2	2	11	11	192	193	258	243	872	859
14	DINDIGUL	750	750	0	0	0	0	0	0	7	2	4	0	761	752
15	KARUR	0	948	0	0	0	0	0	0	0	0	0	0	0	948
16	TIRUCHIRAPPALLI	212	212	2	2	0	0	1	1	41	41	29	29	285	285
17	PERAMBALUR	1427	1427	66	66	0	0	3	3	16	16	2	2	1514	1514
18	CUDDALORE	10628	10628	12	12	0	0	4	4	31	31	22	22	10697	10697
19	NAGAPATTINAM	52	52	0	0	0	0	0	0	1	1	14	14	67	67
20	THIRUVARUR	280	280	49	49	1	1	3	3	22	22	19	19	373	373
21	THANJAVUR	0	0	0	0	0	0	0	0	0	0	203	180	203	180
22	PUDUKKOTTAI	611	611	8	8	2	2	7	7	19	19	60	60	707	707
23	SIVAGANGA	824	824	50	50	0	0	11	11	25	25	72	72	981	981
24	MADURAI	1465	1465	5	5	0	0	1	1	72	72	663	265	2239	1841
25	THENI	48	48	15	15	2	2	17	17	89	89	92	92	263	263
26	VIRDHUNAGAR	39	39	16	16	1	1	5	5	98	98	53	53	212	212
27	RAMANATHAPURAM	39	39	13	13	2	2	2	2	165	165	127	127	348	348
28	THOOTHUKKUDI	259	259	16	16	0	0	0	0	21	21	42	42	337	337
29	TIRUNELVELI	81	81	37	37	1	1	7	7	634	634	290	290	1051	1051
30	KANNIYAKUMARI	3643	3643	44	44	0	0	15	15	28	28	287	287	4017	4017
31	ARIYALUR	53	53	0	0	1	1	0	0	4	4	3	3	61	61
32	TIRUPPUR	22	22	1	1	0	0	0	0	10	10	3	3	36	36
		56162	57111	661	2926	27	27	157	157	1716	1713	2731	2320	61452	64250

* (Action taken is more than the complaints received, since suomoto action was also taken in many cases)

**ACTION TAKEN REPORT ON FIR FILED
(DISTRICT WISE)**

Annexure 7.2

Sl. No.	DISTRICTS /CITIES	MODEL CODE OF CONDUCT					MONEY/MATERIAL DISTRIBUTION					CRIMINAL INTIMIDATION /VIOLENCE					GRAND TOTAL				
		REP	CON	PT	UI	AD	REP	CON	PT	UI	AD	REP	CON	PT	UI	AD	REP	CON	PT	UI	AD
1	Tiruvallur	184	30	152	0	2	5	1	4	0	0	7	0	7	0	0	196	31	163	0	2
2	Chennai (C)	230	97	62	60	11	45	3	25	9	8	21	0	8	12	1	296	100	95	81	20
3	Chennai (Sub)	711	97	613	1	0	28	2	23	2	1	2	0	1	1	0	741	99	637	4	1
4	Kancheepuram	127	71	56	0	0	5	1	4	0	0	0	0	0	0	0	132	72	60	0	0
5	Vellore	50	1	47	0	2	14	1	13	0	0	16	0	16	0	0	80	2	76	0	2
6	Krishnagiri	45	4	40	0	1	20	1	18	0	1	1	0	1	0	0	66	5	59	0	2
7	Dharmapuri	70	49	8	0	13	57	34	22	0	1	2	1	2	1	0	131	84	32	1	14
8	Tiruvannamalai	281	182	96	0	3	43	15	28	0	0	6	0	4	0	2	330	197	128	0	5
9	Villupuram	86	14	70	0	2	7	0	6	1	0	52	0	45	0	7	145	14	121	1	9
10	Salem	214	113	93	0	8	5	2	3	0	0	13	1	9	1	2	232	116	105	1	10
11	Salem (C)	109	97	10	0	2	2	1	1	0	0	2	0	1	0	1	113	98	12	0	3
12	Namakkal	196	33	157	0	6	26	1	25	0	0	29	0	26	0	3	251	34	208	0	9
13	Erode	155	91	51	0	13	0	0	0	0	0	0	0	0	0	0	155	91	51	0	13
14	Tiruppur	34	8	26	0	0	0	0	0	0	0	1	0	1	0	0	35	8	27	0	0
15	The Nilgiris	115	5	110	0	0	1	0	1	0	0	0	0	0	0	0	116	5	111	0	0
16	Coimbatore	96	19	76	1	0	16	2	14	0	0	8	0	1	6	1	120	21	91	7	1
17	Coimbatore (C)	44	9	32	1	2	4	1	2	0	1	5	0	4	0	1	53	10	38	1	4
18	Dindigul	186	36	140	4	6	31	4	27	0	0	11	0	9	1	1	228	40	176	5	7
19	Karur	26	14	9	0	3	10	1	9	0	0	0	0	0	0	0	36	15	18	0	3
20	Tiuchirappalli	157	30	125	0	2	29	3	26	0	0	8	0	7	1	0	194	33	158	1	2
21	Tiruchirappalli (C)	74	68	6	0	0	18	4	12	1	1	17	3	10	3	1	109	75	28	4	2
22	Perambalur	223	3	173	0	47	21	1	19	0	1	1	0	1	0	0	245	4	193	0	48
23	Ariyalur	67	20	47	0	0	4	2	2	0	0	0	0	0	0	0	71	22	49	0	0
24	Cuddalore	182	17	165	0	0	18	0	16	0	2	1	0	1	0	0	201	17	182	0	2
25	Nagapattinam	54	6	47	0	1	18	3	12	0	3	8	0	6	0	2	80	9	65	0	6
26	Tiruvarur	115	23	91	0	1	11	0	8	0	3	6	0	6	0	0	132	23	105	0	4
27	Thanjavur	321	18	227	15	61	6	0	6	0	0	3	0	2	1	0	330	18	235	16	61
28	Pudukkottai	175	12	154	3	6	19	3	9	0	7	16	1	11	3	1	210	16	174	6	14
29	Sivaganga	178	36	139	0	3	17	2	15	0	0	12	1	11	0	0	207	39	165	0	3
30	Madurai	87	4	81	0	2	83	3	80	0	0	29	0	23	2	4	199	7	184	2	6
31	Madurai (C)	83	2	77	1	3	34	0	34	0	0	14	0	13	0	1	131	2	124	1	4
32	Theni	180	8	117	40	15	61	1	29	25	6	19	1	7	8	3	260	10	153	73	24
33	Virudhunagar	83	45	25	2	11	25	11	10	1	3	6	0	3	1	2	114	56	38	4	16
34	Ramanathapuram	108	60	47	0	1	18	2	16	0	0	14	0	8	1	5	140	62	71	1	6
35	Thoothukkudi	308	13	254	37	4	15	0	14	0	1	7	0	3	2	2	330	13	271	39	7
36	Tirunelveli	91	14	18	55	4	37	1	7	29	0	8	0	1	7	0	136	15	26	91	4
37	Tirunelveli (C)	42	33	9	0	0	9	0	7	0	2	4	1	3	0	0	55	34	19	0	2
38	Kanniyakumari	176	38	86	0	52	22	0	9	0	13	17	0	13	0	4	215	38	108	0	69
	Grand Total	5663	1420	3736	220	287	784	106	556	68	54	368	9	264	51	44	6815	1535	4556	339	385

(Note: REP = Reported, Con=Conviction, Pt=Pending Trial, UI= Under Investigation, AD=Action Dropped)

Annexure 8.1

I. CASES RELATED TO ELECTORAL ROLL

Sl. No.	Case No. (W.P.No./ SLP.No.)	Name of the Writ Petitioner/ S.L. Petitioner	Name of the Respondent	Prayer	Direction of the Court
1	W.P.No. 6464/2011	Thiru Madhan	1. CEO, Tamil Nadu 2. ERO, Maduravoyal A.C.	To change the name of C.B.Balachandar appearing in the Electoral Roll as Madhan	W.P. had been disposed off directing the petitioner to approach the ERO, Maduravoyal AC, who shall pass orders immediately and give necessary certificate forth-with.
2	W.P.No. 7908/2011	M.Shanmuga Sundaram	1. CEC, ECI, New Delhi. 2. CEO, Tamil Nadu 3. ERO, T.Nagar AC. 4. DEO, Tirunelveli	To include the name of M.Shanmugasundaram in the Electoral Roll of Thyagaraya Nagar AC	The petitioner has made application only on 24.03.2011 and in as much as law requires seven days time, it was not possible for the respondents to pass orders before the last date for filing the nomination. ERO to consider the application of the petitioner dated 24.03.2011 and pass appropriate orders.
3	W.P.No. 9566/2011	Thiru K.Palani, Madhavaram	1. CEO, Tamil Nadu 2. Thasildar, Madhavaram, Chennai 60	To include the names of (1) K.Palani, (2) P.Sivagamisundari, (3) P.P.Prameswari, (4) P.Vanitha in the Electoral Roll of 9.Madhavaram Assembly Constituency.	Since the elections are scheduled to be held tomorrow, i.e, 13.04.2011, on the penultimate day it is not possible to issue the direction as sought for in this writ petition.
4	W.P.No. 9567/2011	Thiru V.Arasu @ Ayyasamy	1. CEO, Tamil Nadu 2. Commissioner, Corporation of Trichy 3. DEO, Trichy	To relocate Booth Nos. 99 & 100 at Bharathiar Centenary Corporation School from the present Adi Dravida Welfare Middle School at Anna Centenary building kondaiyampettai in Sri rangam A.C.	Disposed off. Since the elections are scheduled to be held tomorrow i.e, 13.04.2011, at this stage the relief sought for by the petitioner cannot be granted.
5	W.P. 7451 of 2011	S.Nagarajan, Tiruchengode	1.Chief Electoral Officer of Tamil Nadu, Chennai 2 . E R O , Tiruchengode 3.R.O. 96. Tiruchengode A.C	To furnish the serial number of Electoral roll and part number corresponding to the petitioners name registered in the new electoral list to be published to enable the petitioner to submit his nomination for 96. Tiruchengode A.C.	Disposed off with direction to the ERO, Tiruchengode to pass appropriate orders.
6	W.P.10152 of 2011	Om Aathilingeshwar Charitable Trust rep by its founder cum Managing TrusteeR. Mohan Thiruvannamalai	1.The CEO, Tamil Nadu, Chennai-9. 2.The District Collector, T.V.malai	To include all the names of Sadhus and platform dwellers of Tamil Nadu in the electoral list of Tamil Nadu in each and every constituency.	Dismissed.
7	W.P.(MD) No. 3030 of 2011	K.Srinivasan, Madurai	Chief Election Commissioner and 3 others	Correction in the voter list pertaining to entry No.788 in volume No.240 meant for ward No.3 Village No.189 of the voter list prepared for Madurai East A.C	Dismissed

Annexure 8.1 (contd.)

II. CASES RELATED TO EXPENDITURE MONITORING

Sl. No.	Case No. (W.P.No./ SLP.No.)	Name of the Writ Petitioner/ S.L. Petitioner	Name of the Respondent	Prayer	Direction of the Court
8	W.P. No. 8289 of 2011 and W.P. No. 8290 of 2011	Patty. B.Jaganathan Chennai	The Chief Election Commissioner and 2 others	ECI Lr. No.76/ Instruction/ 2011 Dated 07.02.2011 regarding Search and seizure is against constitution.	Dismissed - Election Commission of India has the power to conduct search and effect seizure of money under Article 324 of the Constitution.
9	W . P . N o . 9347 of 2011	C.Muralidharan, Proprietor, M.S.P.M. Chandran Agency	The District collector, Sivagangai District and 3 others	Seizure of watches	Disposed off
10	W . P . N o . 6936 of 2011	Thillai Natarajan	Chief Electoral Officer and 61 others	Praying for the prevention of obstructing free movement or causing inconvenience to the traveling public in Light Motor vehicles and in transport Corporation buses, and the persons operating public carrier goods vehicles carrying essential and basic articles, through various important Highways roads situated in the State of Tamil Nadu and adopting illegal and arbitrary methods of search and seizure of their properties like cash, agricultural products, textiles and other basic public utility items etc..	1. To ensure free and fair elections to the Legislative Assembly in the State of Tamil Nadu to be held in April, 2011, the authorities of the Election Commission shall follow the instructions contained in "Expenditure Monitoring in Electoins", and other guidelines issued from time to time. 2. The standard procedure for dealing in unaccounted cash and other valuables shall be followed, and in case some criminal linkage is found, the seizure shall be effected. However, it is made clear that if cash or other valuables are being carried with proper documents, then no seizure shall take place and the same shall be returned to the person concerned.
11	W . P . N o . 8103 of 2011	K.Manivannan	Election Commission of India and 6 others	Praying for the issue of a writ of Mandamus directing the respondents to forbear from conducting search or seizure in the office or any other premises of the petitioner without the authority of law or in derogation of Articles 14,19 & 21 of the Constitution of India	3. The whole operation should be video graphed and the flying squad shall ensure, decency and courtesy. 4. But, in no case the distribution of money or other valuable to the public shall be permitted till the election is over. The Commission is also directed that for curbing large scale crimes, extra ordinary security measures should be taken till the election results are announced, and the safety and security of the Flying Squads shall be taken care.
12	W.P. No. 8022 of 2011	Suo moto by the High Court dated 23.03.2011	Chief Election Commissioner and 3 others	Publication in the daily newspaper, " The Hindu" Dated 23.03.2011 certain statement made by the Hon'ble C.M. alleging against restriction imposed by ECI	Dismissed
13	W.P. No. 7736 of 2011	K.P.P. Samy	Election Commissioner of India and 3 others	PIL- ECI's power for search and seizure	Dismissed

Annexure 8.1 (contd.)

III. CASES RELATED TO CREATE AWARENESS OF 49'O

Sl. No.	Case No. (W.P.No./ SLP.No.)	Name of the Writ Petitioner/ S.L. Petitioner	Name of the Respondent	Prayer	Direction of the Court
14	W . P . N o . 8863/2011	Thiru. S. Sathia Chandran, Advocate, 300/183, Thambu Chetty Street, Chennai-1	1. The Election Commission of India, Nirvachan Sadan, Ashoka Road, New Delhi 110 001. 2. The Chief Electoral Officer, Public (Elections) department, secretariat, Chennai 9	Prayer for the issuance of a Writ of Mandamus directing respondent to give effect to Rule-49-O of the Conduct of Elections Rules, 1961 by giving publicity to the said Rule in both Electronic and Print Media	To create awareness among the General Public about the existence of 49-O by Publishing it in leading Newspapers, atleast two in English and two in Tamil, having wide circulation throughout the State.
15	W.P.No.10613 of 2011 & M.P.No. 1 of 2011 (C.No.9729/ Ele.IX/2011	S . S a t h i a C h a n d r a n , Advocate, 300/183, Thambu Chetty Street, Chennai-1	1. The Chief Electoral Officer, Secretariat, Chennai - 9 2. The Director General of Police, Mylapore, Chennai - 4 3. The Superintendent of Police, Q Branch, Mylapore, Chennai -4.	Elections - General Elections to Tamil Nadu Legislative Assembly, 2011 - Preference of the voters not to vote under 49 (O) - Regarding.	The case was disposed of by the High Court on 7.6.2011 with a direction to the respondents not to collect boothwise details with regard to the voters who exercised their right under Rule 49-O of the Rules.
16	W.P. No. 4758 of 2011	K.R.Ramaswamy	Chief Election Commission and others	To include 49(o) provision in Electronic Voting Machine	Dismissed

IV. CASES RELATED TO VIOLATION OF MODEL CODE OF CONDUCT

17	W . P . N o . 8387/ 2011	Tmt.Sathiavani Madurai-20.	Chief Electoral Officer and District Collector, Madurai.	To take action against the Madurai Collector.	Dismissed by the High court of Madras vide order dated.7.4.2011.
18	W . P . N o . 8488/ 2011	Tamil Nadu Piaggio Vehicle Dealers Association, rep. by its President, Mr.M.Annamalai Chennai.	1. Chief Electoral Officer.TamilNadu. 2.D.S. to Govt, HomeDepartment. 3.The Transport C o m m r , Chepauk,Chennai.	Permission to grant autorickshaw permits with reference to the Piaggio 3 wheeler autorickshaw	Directed the respondents to issue the Registration Certificate and permit to auto rickshaws which were purchased on or before 1.3.2011.
19	W.P.No.8156/ 2011	M.Rajasekaran, Trichy District.	Chief Electoral Officer and 2 others.	Election manifesto of an Independent candidate of Musiri Constituency.	Directed the Election Commission of India to take all preventive measures in accordance with law against those who indulge in corrupt practices.
20	W.P.No.7493/ 2011	Rama Elangovan, Erode District.	1.CEO, Chennai. 2. District Election Officer, Erode.	Not to remove the flag post of Periyar Dravidar kalagam and the sign board of Golden sayings of Thanthai Periyar.	Permitted the petitioner to put placards, flags, flag posts, etc., within their premises of the petitioner but not on any public place. The petitioner will not participate in canvassing the election.
21	W.P.No.8717/ 2011	S.Viswanathan Chennai - 63	Election Commission of India and 2 others.	Appropriate steps to curb the practice of announcing freebies by the recognized political parties by not influencing the minds of the voters.	The petitioner is directed to approach the authorities concerned to look into the matter and do the needful in accordance with law.
22	W.P.No.12129/ 2011	Dr. N.R. Prithivirajan, Salem-2	Election Commission of India and 3 others.	To appoint Doctors and Nursing Superintendents in Government Hospitals	Disposed off with a direction to the first respondent to consider the Petitioners representation dated 04.03.2011 and pass appropriate orders preferably within a period of one week.

Annexure 8.1 (contd.)

Sl. No.	Case No. (W.P.No./ SLP.No.)	Name of the Writ Petitioner/ S.L. Petitioner	Name of the Respondent	Prayer	Direction of the Court
23	W.P.No.10196/ 2011	Dr.V.G. Kothandapani, Vellore District.	Secretary, H&FW Deptt. and 3 others.	To promote the petitioner as Associate Professor (Dermatology) in Vellore Government Medical College Hospital.	Directed the respondents concerned to issue orders of promotion to the petitioner by 29 th April, 2011.
24	W.P.No.7295 and 7296 / 2011	K.N. Jagadeesan, Madurai R.Sundar, Tiruvannamalai	The Principal Secretary to Government, Home Department, Secretariat, Chennai -9 and others.	To Issue Posting orders to the petitioner as Assistant Director/ Prosecutor Additional Public Prosecutor.	Directed the CEO to consider the issue and pass orders by 28.03.2011
25	W . P . N o . 6079/ 2011	D.Balan, Chennai-37.	1. CEO 2. District Election Officer, Chennai 3. Commr. Ambattur Municipality	Installing and erecting posters, banners of AIADMK leaders on the occasion of marriage of the petitioner's son at Chinnaswamy Thirumana Mandapam on 13.3.2011.	To make necessary application to the District Election Officer and District Collector, Thiruvallur who shall pass orders in this regard.
26	W . P . N o . 7710/ 2011	M/s. Golden Vats Private Limited, Chennai-86.	Tamil Nadu State Marketing Corporation Limited, Chennai8.	Release orders for all remaining brands of the petitioner being a New Indian Made Foreign Spirit unit.	Directed the respondent to consider the issue and pass orders.
27	W.P.No.8311/ 2011	Vetri Nagar M. Sundar	The CEO, Tamil Nadu, Chennai 600 009.	To take action on DMK party men for illegal distribution of money in Kolathur A.C.	The CEO, Chennai to consider and pass orders on the representation submitted by the Petitioner.
28	W.P. No. 8354 of 2011	R.K. Ayyapan	Chief Election Commission of India and 3 others	PIL- enhancement of Salary of Block Development Officers and Tahsildars	Dismissed
29	W.P. (MD) No. 3399 of 2011	'SOCO' Trust represent by Mahabob Batsha, Madurai 20.	1. The Election Officer cum District collector 2. The Election conducting officer, 191, Madurai North Assembly Constituency	Seeking to quash the order passed by the RO in Madurai North Assembly Constituency, directing the petitioner to entrust the keys of the Private Marriage halls to the Returning Officer	Disposed off directing the petitioner to give undertaking that no political function shall be organized in the premises and non political function such as marriage function in the said premises can be conducted with prior intimation to the District Collector.
30	W.P. No. 7991 of 2011	K.R.Ramaswamy @ Traffic Ramaswamy	The Chief Election commissioner and 3 others	To restrict free gifts announcements by political parties and candidates for TNLA 2011	Disposed off with a direction to the petitioner to approach the appropriate authorities

V. CASES RELATED TO CONDUCT OF ELECTIONS

Sl. No.	Case No. (W.P.No./ SLP.No.)	Name of the Writ Petitioner/ S.L. Petitioner	Name of the Respondent	Prayer	Direction of the Court
31	W.P. No. 9398 of 2011	S.Balamurugan, General Secretary, People Union for Civil Liberties, Chennai	Election Commission of India and 4 others	-Not to undermine the authority of EC - Political parties to maintain decorum for conducting free and fair election to General Elections to TNLA, 2011	Dismissed
32	W.P. No. 9279 of 2011	Anti- Corruption Movement , Rep.by its General Secretary	Chief Election Commission of India and 2 others	To publish the affidavit of the candidates.	Dismissed
33	W.P. No. 5826, 5930 and 5790 of 2011	1.Guru Appasamy Villupuram 2.K. Rajendran 3.Mr.Siva Elango, Makkal Sakthi Katchi, Chennai-15.	Election Commission of India and 3 others	Postponement of the GE to TNLA 2011 to be held on 13.04.2011 to some other day after the examinations are over.	(i) No teachers of the school, where examinations are held shall be deployed or called for training before the completion of the above mentioned examinations. (ii) No school buses and other vehicles owned by the educational institutions shall be requisitioned or seized before 11.04.2011 for the purpose of election. (iii) The respondents shall take special care, before requisitioning the State Transport Vehicles in the State, for the convenience of the students, who use the same for reaching their examination centres. (iv) There shall be no campaigning or election canvassing by any political party, its followers or sympathizers within 200 meters of any school which have been designated as examination centres. The elections are held through electronic voting provided to the officials through training, the teachers may be given training on 03.04.2011 also, in addition to 27.03.2011.
34	W.P. No. 8430 of 2011	P.G. Paramesh Babu, Chennai	The Returning Officer, 18 Harbour Constituency and The chief Electoral Officer, Tamil Nadu	Prayer against Rejection of Nomination	Dismissed
35	W.P. No. 8926 of 2011	A. Gunasekaran	Chief Election Commissioner and The Returning Officer	Prayer against Rejection of Nomination	Dismissed
36	W.P. (MD) No. 4012 of 2011	Paulraj, Virudhunagar	Chief Election Commissioner and others	To provide training on the EVM enabling electors to cast their vote under rule 49'O for conduct of election 2011	Dismissed
37	W.P. no. 9359 of 2011	S.P. Siluvai, Tuticorin	1. The Union of India rep. by Secy to Government, Ministry of Home Affairs. 2. ECI, New Delhi 3. CEO, Tamil Nadu	To provide an option in the EVM to enable the voter to reject all the candidates in the constituency.	Dismissed
38	W . P . No.9397 of 2011	I.Thilagavathy Fernando, Thoothukudi	Chief Election Commissioner and 3 others	Prayer against Rejection of Nomination.	Dismissed
39	W.P. No. 9006 of 2011	A.L.S.Lakshmanan, Tirunelveli.	The District Election Officer Tirunelveli and 2 others.	Not to Shift the DMK party office near the polling Booth.	Dismissed
40	W.P. No. 8591 of 2011	K.Anjappan , Chennai	The Chief Secretary to Government and 8 others	To give protection for the K.V.K.Kuppam village, Thiruvottiyur in connection with General Elections to TNLA 2011	Dismissed

Annexure 8.1 (contd.)

Sl. No.	Case No. (W.P.No./ SLP.No.)	Name of the Writ Petitioner/ S.L. Petitioner	Name of the Respondent	Prayer	Direction of the Court
41	W.P. No. 8485 of 2011	O.Selvam, Madurai	1. Chief Election Commissioner, New Delhi 2.CEO, Tamil Nadu	To issue necessary orders/ instructions to the Presiding Officers of all election polling booths throughout the State of Tamil Nadu and Pondicherry to permit advocates to cast their votes in the election to the legislative Assemblies of the States of Tamil Nadu and Pondicherry even if, they have indelible ink dot in their index fingers which was marked while exercising their franchise for Bar Council Election.	Disposed off with the direction that the person must show some document to the effect that he is an advocate.
42	W.P. No. 8941 of 2011	P. Sakkaravarthi Madurai	1. Election Commissioner 2.The RO 194, Madurai West A.C	Prayer against Rejection of Nomination paper.	Dismissed
43	W.P. No. 8600 of 2011	S.Govindaraju , Palacode	The Chief Election Commissioner and others	Prayer against Rejection of nomination	Dismissed
44	W.P. No. 8312 of 2011	N.Dharmaligam Kallakurichi	Chief election Commissioner	Prayer against Rejection of nomination	Dismissed
45	W.P. No. 3591 of 2011	A.Asan JafferAli, Palayamkottai	The Chief Election Commissioner and 5 others	Allegation against Thiru T.P.M. Moideenkhan, (DMK) Palayamkottai Candidate regarding election offence committed by him and there by debar by his candidature in this present General Election 2011.	Dismissed
46	W.P. No. 8871 of 2011	1.B.Jayaneedhi Saravana, 2.Satish Kumar	The Chief Election Commission of India and others	Not to install EVM for the purpose of voting and introduce the erstwhile system of ballot papers to GE to TNLA 2011 on 13.04.2011.	Dismissed
47	W.P. No. 8682 of 2011	M. Balasundaram, Chennai	CEO and RO of 16, Egmore Constituency.	To accept nomination paper of the petitioner to enable him to contest in election to TNLA, 2011 from Egmore Constituency	Dismissed on account of non -filing of the affidavit disclosing the assets and liabilities.
48	W.P. No. 8797-8802 of 2011	R. Arumughasamy	1.The District Collector, Virudhunagar. 2.The Returning Officer of 7A.C in Virudhunagar District.	The independent candidate's request is for Nagara symbol allotment	Disposed of with a direction to the District Collector, Virudhunagar to pass order in this regard.
49	W.P. No. 8441 of 2011	Vanathi Srinivasan	1. The Chief Election Commissioner. 2. RO Mylapore A.C.	The RO Mylapore Constituency to re exam rejection of the nomination paper filed by the Petitioner K.V. Thangabalu.	Dismissed

Annexure 8.1 (contd.)

Sl. No.	Case No. (W.P.No./ SLP.No.)	Name of the Writ Petitioner/ S.L. Petitioner	Name of the Respondent	Prayer	Direction of the Court
50	W.P. No. 8553 of 2011	M.L.Ravi Chennai	The Returning Officer and 2 others	Calling for the records regarding the order of the R.O., 18. Harbour Assembly Constituency dated 28.03.2011 rejecting the nomination paper filed by Thiru M.L. Ravi candidate as 18. Harbour A.C	Dismissed
51	W.P. No. 8439 of 2011	M.Shanmugha sundaram Chennai.	Chief Election Commission and 4 others	To accept the nomination	Dismissed
52	W.P. No. 9509 of 2011	V.P.Duraiswamy	The Chief Electoral Officer of Tamil Nadu and 2 others	Transfer of V.Sagayam from the post District Collector cum District Election Officer, Madurai District forthwith.	Dismissed
53	W.P. No. 7908 of 2011	M.Shanmugha sundaram Chennai.	Election Commission of India	To accept the nomination	Disposed off with a direction to the respondents to pass orders within 7 days from the date of receipt of this order
54	W.P. No. 12266 of 2011	V.Subhashini, Perambalur	Election Commission and others	To declare the postal ballots polled in the 147. Perambalur (S.C.) Assembly Constituency to be not valid in the eye of law	Dismissed
55	W.P. No. 8216 of 2011	S. Gnaneswaran	The Chief Electoral Officer 2.Director General of Prison and others Chennai-8	Arrangements for the eligible voters in prisoners to exercise their vote in GE to TNLA 2011	Dismissed. Only those persons who have a right to vote as provided under section 62 of the representation of the People Act, 1951 are entitled to cast their votes.
56	W.P. No. 9329 of 2011	Bairrosskhan, Ramanathapuram	The Chief Election Officer and 2 others	To declare the petitioner as political party candidate affiliated to social Democratic party of the India for the 211 Ramanathapuram A.C.	Dismissed
57	W.P. No. 11919 of 2011	S. Balamurugan & Others.	The Election Commission of India and one another.	To make provision for using "Totalizer" in counting of votes polled in elections to all Assembly and Parliamentary constituencies	Disposed off with directions to the Union of India to consider the ECI's recommendations for use of "Totalizer".
58	W.P. No. 9444 of 2011	G.Purushothaman	The Chief Electoral Officer	To record and declare public about the total number of votes polled in each and every constituency every hour so as to ensure free and fair election in the 14 th State Legislative Assembly Elections, 2011	Dismissed

ANNEXURE 10.1

DETAILS OF NOMINATIONS FILED (District wise)

Sl No	Name of the District	Total number of Nominations received	Number of persons who have filed nominations	Number of nominations rejected	Number of Nominations with drawn	Total No. of Candidates in fray
1	2	3	4	5	6	26
1	THIRUVALLUR	197	196	45	17	134
2	CHENNAI	428	388	100	14	274
3	KANCHEEPURAM	216	214	43	15	156
4	VELLORE	208	201	62	8	131
5	KRISHNAGIRI	123	109	42	17	50
6	DHARMAPURI	95	78	17	2	59
7	TIRUVANNAMALAI	163	136	35	7	94
8	VILLUPURAM	190	175	53	13	109
9	SALEM	223	180	38	8	134
10	NAMAKKAL	106	97	24	4	69
11	ERODE	158	144	24	14	106
12	THE NILGIRIS	41	37	11	1	25
13	COIMBATORE	217	200	101	10	89
14	DINDIGUL	159	152	40	13	99
15	KARUR	86	79	15	8	56
16	TIRUCHIRAPPALLI	167	159	28	12	119
17	PERAMBALUR	27	27	7	0	20
18	CUDDALORE	141	131	40	11	80
19	NAGAPATTINAM	93	93	23	14	56
20	THIRUVARUR	96	64	18	3	43
21	THANJAVUR	123	118	35	11	72
22	PUDUKKOTTAI	80	80	23	8	49
23	SIVAGANGA	61	61	19	3	39
24	MADURAI	186	154	31	10	113
25	THENI	108	101	17	10	74
26	VIRDHUNAGAR	175	153	46	12	95
27	RAMANATHAPURAM	86	82	28	3	51
28	THOOTHUKKUDI	115	113	38	3	72
29	TIRUNELVELI	221	186	54	8	124
30	KANNIYAKUMARI	118	103	30	4	69
31	ARIYALUR	40	35	14	3	18
32	TIRUPPUR	305	254	120	65	69
	TOTAL	4752	4300	1221	331	2748

ANNEXURE 10.2
DETAILS OF NOMINATIONS FILED (PARTY WISE)

Sl No	Name of the District	List of Contesting Candidates																				Inde- pen dents	TOTAL
		National Parties					State Parties			Other State Parties					Registered Parties								
		BSP	BJP	CPI	CPM	INC	INC	NCP	AIADMK	DMK	PMK	AIFB	JMM	RJD	DMDK	KNMK	MMK	VCK	PT	Others			
1	2	3	4	5	6	7	8	9	10	11	12	13	14	15	16	17	18	19	20	21	22		
1	THIRUVALLUR	9	9	1	1	3	0	7	6	2	0	7	1	2	0	0	0	1	12	73	134		
2	CHENNAI	14	15	1	0	5	0	12	10	1	0	3	0	2	0	7	0	0	31	173	274		
3	KANCHEEPURAM	11	10	0	0	3	0	9	3	3	0	2	0	2	0	3	2	1	35	72	156		
4	VELLORE	11	5	1	0	3	0	9	6	3	0	0	0	2	0	2	1	0	22	66	131		
5	KRISHNAGIRI	3	3	1	0	2	0	3	2	1	0	0	0	1	0	0	1	0	5	27	50		
6	DHARMAPURI	5	5	1	1	0	0	2	2	2	0	0	0	1	0	0	1	0	6	33	59		
7	TIRUVANNAMALAI	8	8	0	0	3	0	6	4	1	0	0	0	2	0	0	0	0	8	54	94		
8	VILLUPURAM	9	9	0	2	1	0	7	5	3	0	1	0	3	0	1	2	0	17	49	109		
9	SALEM	8	11	0	0	2	0	8	6	3	0	0	0	3	0	0	0	0	22	71	134		
10	NAMAKKAL	2	6	0	0	1	0	4	3	1	0	0	0	2	1	0	0	0	8	41	69		
11	ERODE	8	7	1	0	2	0	6	3	1	0	0	0	1	2	0	0	0	10	65	106		
12	THE NILGIRIS	2	3	1	0	1	0	1	2	0	0	0	0	1	0	0	0	0	1	13	25		
13	COIMBATORE	6	10	1	0	3	0	8	5	0	0	0	0	1	2	0	0	0	17	36	89		
14	DINDIGUL	7	7	0	1	2	0	4	4	1	0	0	0	1	0	1	0	1	12	58	99		
15	KARUR	3	3	0	0	1	0	4	3	0	0	0	0	0	0	0	0	0	8	34	56		
16	TIRUCHIRAPPALLI	7	8	0	0	2	0	7	7	0	0	0	1	2	0	0	0	0	12	73	119		
17	PERAMBALUR	2	1	0	0	0	0	1	2	0	0	1	1	1	0	0	0	0	3	8	20		
18	CUDDALORE	7	6	0	1	1	0	5	4	2	0	2	0	3	0	0	2	0	15	32	80		
19	NAGAPATTINAM	5	4	1	0	1	0	4	2	2	0	0	1	1	0	0	1	0	5	29	56		
20	THIRUVARUR	4	3	1	0	1	0	3	3	3	0	0	0	0	0	0	0	0	6	22	43		
21	THANJAVUR	8	7	0	0	3	0	6	5	0	0	1	0	2	0	0	0	0	10	30	72		
22	PUDUKKOTTAI	2	4	1	0	2	0	5	3	1	0	0	0	0	0	0	0	0	6	25	49		
23	SIVAGANGA	4	4	1	0	2	0	3	2	0	0	2	0	0	0	0	0	0	3	18	39		
24	MADURAI	6	9	0	1	3	0	6	6	1	1	4	1	2	0	0	0	0	9	64	113		
25	THENI	4	4	0	1	0	0	2	4	0	0	0	0	1	0	0	0	0	10	48	74		
26	VIRDHUNAGAR	7	5	1	0	1	0	5	6	0	0	0	0	1	0	0	0	0	2	67	95		
27	RAMANATHAPURAM	3	4	0	0	2	0	2	2	0	0	2	0	1	0	1	0	0	4	30	51		
28	THOOTHUKKUDI	5	5	0	0	2	0	5	3	1	0	3	0	0	0	0	0	1	5	42	72		
29	TIRUNELVELI	9	10	0	1	4	0	8	6	0	0	4	0	1	0	0	0	0	7	74	124		
30	KANNIYAKUMARI	6	6	0	1	3	0	4	3	0	0	0	0	1	0	0	0	0	7	38	69		
31	ARIYALUR	2	2	0	0	1	0	2	0	1	0	0	1	0	0	0	0	0	2	7	18		
32	TIRUPPUR	6	8	0	1	3	0	7	3	0	0	0	0	0	2	0	0	0	3	36	69		
	TOTAL	193	201	13	11	63	0	165	125	30	1	32	6	41	7	15	10	4	323	1508	2748		

Annexure 11.1

District wise details of Service Voters and Preventive Detainee

Dist. No.	Name of the District	Postal Ballot Paper issued			
		Service Voters	Non-Service Voters (Polling Personnel & Police Personnel)	Preventive - Detainees and others	Total
1	THIRUVALLUR	1881	5574	3	7458
2	CHENNAI	971	5475	0	6446
3	KANCHEEPURAM	682	4654	1	5337
4	VELLORE	12601	6439	4	19044
5	KRISHNAGIRI	3739	3641	0	7380
6	DHARMAPURI	676	4197	1	4874
7	TIRUVANNAMALAI	4605	5955	1	10561
8	VILLUPURAM	2613	7464	1	10078
9	SALEM	1629	7746	8	9383
10	NAMAKKAL	366	5182	2	5550
11	ERODE	379	4476	3	4858
12	THE NILGIRIS	1899	1505	1	3405
13	COIMBATORE	797	5855	0	6652
14	DINDIGUL	1996	5083	1	7080
15	KARUR	420	2848	1	3269
16	TIRUCHIRAPPALLI	1830	5610	5	7445
17	PERAMBALUR	193	1818	1	2012
18	CUDDALORE	462	6046	0	6508
19	NAGAPATTINAM	528	4398	1	4927
20	THIRUVARUR	755	3440	0	4195
21	THANJAVUR	1185	6272	1	7458
22	PUDUKKOTTAI	430	3993	1	4424
23	SIVAGANGA	1929	3302	0	5231
24	MADURAI	6564	5609	5	12178
25	THENI	4964	3898	2	8864
26	VIRUDHUNAGAR	2466	4721	2	7189
27	RAMANATHAPURAM	1094	2894	0	3988
28	THOOTHUKUDI	1987	3571	2	5560
29	TIRUNELVELI	1997	8117	0	10114
30	KANNIYAKUMARI	5157	5333	2	10492
31	ARIYALUR	813	1545	1	2359
32	TIRUPPUR	307	4367	1	4675
	GRAND TOTAL	67915	151028	51	218994

ANNEXURE 11.2

Sl. No.	Name of the District	Polling Personnel				Police Personnel				
		Total No. of Polling Persons drafted for Election Duty	Issued Form-12 Total	Form-12 received back	Total Postal Ballot despatched/ delivered to Polling Persons	Total No. of Police Persons drafted for Election Duty	Issued Form-12	Total Form-12 received back	Total Postal Ballot despatched/ delivered to Police Persons	Grand Total
1	Thiruvallur	13240	12397	6962	5530	745	1042	52	44	5574
2	Chennai	17090	17465	7987	4690	3012	3012	4766	785	5475
3	Kancheepuram	12444	12577	5411	4595	1094	705	126	59	4654
4	Vellore	14240	14151	6988	6388	1440	1440	63	51	6439
5	Krishnagiri	6743	6743	3572	3572	564	564	69	69	3641
6	Dharmapuri	5851	6015	4792	3953	904	747	336	244	4197
7	Tiruvannamalai	9322	10256	6215	5922	2302	2302	33	33	5955
8	Villupuram	12996	11530	8133	7393	1743	0	71	71	7464
9	Salem	13237	13237	8498	7691	1038	1038	62	55	7746
10	Namakkal	6603	6606	5222	5048	736	736	136	134	5182
11	Erode	9743	9351	5040	4447	1205	1116	480	29	4476
12	The Nilgiris	4220	2761	1367	1315	427	531	243	190	1505
13	Coimbatore	11424	9909	5987	5479	986	3011	456	376	5855
14	Dindigul	8239	8042	5264	4980	1135	1450	113	103	5083
15	Karur	4599	3970	2795	2722	523	340	126	126	2848
16	Tiruchirappalli	10274	9092	5795	5581	988	304	29	29	5610
17	Perambalur	2073	2708	1977	1705	333	333	116	113	1818
18	Cuddalore	9458	8801	6386	5560	1493	1493	595	486	6046
19	Nagapattinam	7540	6236	5094	4292	1340	1340	141	106	4398
20	Thiruvarur	4826	5638	3469	2956	731	731	582	484	3440
21	Thanjavur	9364	11844	6096	5901	1227	1400	373	371	6272
22	Pudukkottai	6120	6367	3766	3673	976	890	381	320	3993
23	Sivaganga	6287	6661	3061	2983	719	719	384	319	3302
24	Madurai	9073	10658	5806	5442	2279	1044	206	167	5609
25	Theni	5893	4466	3774	3503	1001	1001	513	395	3898
26	Virudhunagar	7755	6820	4464	4231	1747	1570	537	490	4721
27	Ramanathapuram	5789	5357	2789	2579	673	673	332	315	2894
28	Thoothukkudi	6202	6597	3739	3536	795	415	40	35	3571
29	Tirunelveli	11447	11451	7670	7350	1269	1649	845	767	8117
30	Kanniyakumari	6981	6676	5579	5087	1176	688	287	246	5333
31	Ariyalur	2574	2583	1721	1502	313	211	65	43	1545
32	Tiruppur	9234	9134	4542	4264	1379	1379	109	103	4367
	Total	270881	266099	159961	143870	36293	33874	12667	7158	151028

Annexure 12.1

**List of Stationery Materials Supplied by the
Commissioner of Stationery Printing to the DEOs and ROs**

Sl.No.	Item	Qty Supplied
1.	Pin Strips (100 Pins each)	14950 Strips
2.	White Twine (Good Qlty.) (10 Mtrs. Each)	59749 Balls
3.	Brown Sheets for Packing RA-1 Size	358490 Sheets
4.	Sealing Wax Sticks (IS 868: 1990) (100 gms. Each)	358485 Nos.
5.	Khadi Mull (22.5 cm /piece)	13455 Mtrs.
6.	Ordinary Pencil Black	59749 Nos.
7.	Ball Pen - Blue	179245 Nos.
8.	Ball Pen - Red	59749 Nos.
9.	Blade	59749 Nos.
10.	Candle Stick	238991 Nos.
11.	Carbon Paper	179245 Sheets
12.	Cloth or Rag for removing oil (Salampur Cloth)	44822 Mtrs.
13.	Plastic Cup/ Plastic Box	59749 Nos.
14.	Rubber Bands	1194952 Nos.
15.	Cello Tape	59749 Nos.
16.	White Paper RA-II size (43 x 61 x 60 GSM)	119508 Sheets
17.	Rubber Stamp Pad	59749 Nos.
18.	Rubber Stamp Ink (Purple Colour)	59749 Nos.
19.	Drawing Pins	1493697 Nos
20.	Gum Bottle (Each 500 ml)	59749 Bottles
21.	White Copier Paper - A4 Size (80 GSM)	8200 Reams
22.	Tags	169300 Nos.
23.	Gem Clips	1374 Packets
24.	Pins	4004 Packets
25.	Flat File Cases (Pads)	65500 Nos.
26.	Stapler Pins	7880 Boxes
27.	Three Cornered Needles	788 Nos.
28.	White Twine (Good Quality)	174600 Mtrs.
29.	Sealing Wax (IS 868: 1990)	1544 Kgs

COLOUR CODING OF FORMS

1	Presiding Officer's Diary BLUE COLOUR
2	Cover for Presiding Officer's Diary BLUE COLOUR
3	Form 17-C Account of votes Recorded GREEN COLOUR
4	Cover for Accounts of Votes Recorded and Paper Seal Account GREEN COVER
5	Declaration by the Presiding Officer before commencement and close of Poll YELLOW COLOUR
6	Cover for Declaration by the Presiding Officer before commencement and close of Poll. - YELLOW COLOUR
7	Statutory Cover - Packet I GREEN COLOUR
8	Non Statutory Cover Packet II YELLOW COLOUR
9	Non Statutory Cover - Packet III BROWN COLOUR
10	Master Cover WHITE COLOUR
11	Other Miscellaneous items Cover BLUE COLOUR
12	Miscellaneous items Cover BROWN COLOUR
13	Cover for Marked copy of Electoral Roll WHITE COLOUR
14	Register of Voters 17-A WHITE COLOUR
15	Declaration by the Presiding Officer before commencement and close of Poll YELLOW COLOUR
16	Cover for Marked copy of Electoral Roll WHITE COLOUR
17	Register of Voters 17-A WHITE COLOUR WITH WRAPPER IN WHITE COLOUR

ANNEXURE 13.1

LIST OF CASES REFERRED FOR VIOLATIONS AND NOTICES ISSUED

Sl. No.	Complainant regarding violation	Violation complained	Date of issue of notice	Name of the Political Party / Candidate / TV Channel / Media to whom notice was issued
1.	MCMC Committee	The 'Rising Sun' which is the symbol allocated to the DMK party was telecast without prior permission of competent authority on 22.03.2011 After Noon in Kalaingar TV (Seithigal Channel) before, during and after news bulletins.	23.03.2011	Kalaingar TV & D.M.K.
2.	Thiru. K. Dilip Kumar, DMDK Party	In the election meeting held on 23.03.2011 at Tiruvarur by DMK party Thiru Vadivelu has criticized the DMDK President Thiru Vijayakant personally attacking him with abusive words.	27.03.2011	Kalaingar TV & SUN TV
3.	MCMC Committee	A song was telecast titled 'நான் ஆணையிட்டால்' in which the people of Tamil Nadu were requested to vote for Murasu symbol and the old secretariat building with Government logo was shown.	08.04.2011	Captain TV & D.M.D.K.
4.	MCMC Committee	The Jaya TV network is broadcasting repeatedly the political propaganda / campaign activities done by Selvi. J. Jayalalitha, General Secretary, AIADMK as part of Jaya Plus News Channel beyond the period of forty eight hours ending with hour fixed for conclusion of poll.	11.04.2011	Jaya TV
5.	Thiru. V.S.Sethuraman AIADMK	Kalaingar TV (Seithigal Channel) and Sun TV telecast the public campaign made by the founder of DMDK Thiru. Vijayakanth at Dharmapuri on 29.03.2011 and the campaigning visuals of Thiru. Vijayakanth are interpolated with graphics besides wrong editing to create a bad opinion about him among the electorate.	14.04.2011	Kalaingar TV & SUN TV & Makkal TV
6.	Thiru. K.S.Ravichandran, DMK	The NDTV and Headlines Today channels crew were trying to influence the voters who were standing in the queue within the 200m of the polling booth No.69AV in Sarda Senior Secondary School at Gopalapuram.	18.04.2011	NDTV & Headlines Today
7.	Thiru. I.Paranthaman, DMK Party	Head lines Today network has telecast a documentary film depicting the life of present Chief Minister Thiru. M. Karunanithi and his family members in bad manner. This telecast was aired on 12.04.2011 between 10.00 to 10.30 pm	19.04.2011	Headlines Today

ANNEXURE 13.2

DETAILS OF EXPENDITURE MONITORING TEAMS

Sl. No.	Name of the District	Number of ACs	No of Flying Squads	No of static Squads	No of Video Surveillance teams	No of Video Viewing teams	No of Accounting teams	No of Assistant Expenditure Observers
1	2	3	4	5	6	7	8	9
1	THIRUVALLUR	10	11	12	12	11	11	11
2	CHENNAI	16	23	82	25	16	16	18
3	KANCHEEPURAM	11	14	11	11	11	11	14
4	VELLORE	13	13	55	13	13	13	13
5	KRISHNAGIRI	6	6	30	6	6	6	6
6	DHARMAPURI	5	6	24	6	5	5	5
7	TIRUVANNAMALAI	8	18	39	8	8	8	8
8	VILLUPURAM	11	11	49	11	11	11	12
9	SALEM	11	11	46	11	11	11	11
10	NAMAKKAL	6	6	25	18	6	6	8
11	ERODE	8	8	35	8	8	8	10
12	THE NILGIRIS	3	4	25	3	3	3	4
13	COIMBATORE	10	10	10	10	10	10	13
14	DINDIGUL	7	8	36	10	7	7	10
15	KARUR	4	6	8	4	4	4	5
16	TIRUCHIRAPPALLI	9	12	12	10	10	10	10
17	PERAMBALUR	2	5	4	2	2	2	3
18	CUDDALORE	9	9	9	9	9	9	9
19	NAGAPATTINAM	6	7	6	8	6	6	6
20	THIRUVARUR	4	5	28	4	4	5	4
21	THANJAVUR	8	10	29	11	8	8	11
22	PUDUKKOTTAI	6	6	2	6	6	6	6
23	SIVAGANGA	4	5	34	15	8	12	5
24	MADURAI	10	10	61	20	10	10	23
25	THENI	4	6	30	4	4	4	
26	VIRUDHUNAGAR	7	15	51	8	7	7	9
27	RAMANATHAPURAM	4	4	41	4	4	4	4
28	THOOTHUKKUDI	6	7	11	8	6	6	9
29	TIRUNELVELI	10	10	30	10	10	10	10
30	KANNIYAKUMARI	6	14	66	8	6	6	10
31	ARIYALUR	2	2	13	4	2	2	2
32	TIRUPPUR	8	8	10	10	8	8	10
	TOTAL	234	290	924	297	240	245	283

Seizure report of Cash and Non-Cash items for the period from 02-03-2011 to 13-04-2011 (GETNLA 2011)

SL. No.	NAME OF THE DISTRICTS	Cash & Non-Cash	Total Seizure of Cash & Non-Cash items from 02.03.11 to 13.04.11	By Revenue Authorities				By Income Tax Authorities				Court Cases		Total
				Total Cash & Non-Cash Verified & returned	Total Cash & Non-Cash Seized & returned	Case under investigation without deposit in the Treasury	Case under investigation with deposit in the Treasury	Cash adjusted as Income Tax	Cash again seized by I.T.	Cash released by I.T.	Case under I.T. investigation	Court Case & Cash & Non-Cash deposited in the Treasury	Court Ordered to release	
1	Chennai	Cash	19427020	0	0	434100	200000	0	0	1539000	17233620	20300	0	19427020
		Non-Cash	988480	0	200000	788480	0	0	0	0	0	0	0	988480
2	Tiruvallur	Cash	31668880	350000	0	14500	26060	1731000	0	5710000	23795740	41580	0	31668880
		Non-Cash	21674292	0	0	1925795	0	350000	0	19398497	0	0	0	21674292
3	Kancheepuram	Cash	3297782	0	0	0	3263082	0	0	0	0	34700	0	3297782
		Non-Cash	7591800	0	0	91800	7500000	0	0	0	0	0	0	7591800
4	Vellore	Cash	12322052	0	948900	0	87840	940000	0	9745077	296000	304235	0	12322052
		Non-Cash	15876252	0	3746424	182600	0	0	0	11947228	0	0	0	15876252
5	Tiruvannamalai	Cash	12064932	6260762	2050000	0	3359900	0	0	0	394270	0	0	12064932
		Non-Cash	584120	265500	0	205620	113000	0	0	0	0	0	0	584120
6	Villupuram	Cash	3444000	0	0	0	400400	0	0	300000	2611000	132600	0	3444000
		Non-Cash	1035500	0	745000	0	290500	0	0	0	0	0	0	1035500
7	Cuddalore	Cash	1534920	0	0	0	535960	0	0	957000	0	41960	0	1534920
		Non-Cash	530620	197900	48200	131120	153400	0	0	0	0	0	0	530620
8	Krishnagiri	Cash	30470115	489175	29225170	0	312000	0	0	0	0	443770	0	30470115
		Non-Cash	63380208	0	5545000	1535208	0	0	0	56300000	0	0	0	63380208
9	Dharmapuri	Cash	15452420	0	0	0	0	0	0	3977020	11037360	438040	0	15452420
		Non-Cash	11803420	140000	0	1263420	0	0	0	0	10400000	0	0	11803420
10	Salem	Cash	8553895	1226800	0	0	112400	0	1000000	4847095	949900	17700	0	8153895
		Non-Cash	34569505	250000	0	1063610	0	0	0	33255895	0	0	0	34569505
11	Namakkal	Cash	3842920	0	0	164910	0	0	0	1373330	1836530	468150	0	3842920
		Non-Cash	12678395	0	0	178395	0	0	0	0	12500000	0	0	12678395

Annexure 13.3 (contd.)

SL. No.	NAME OF THE DISTRICTS	Cash & Non-Cash	Total Seizure of Cash & Non-Cash items from 02.03.11 to 13.04.11	By Revenue Authorities				By Income Tax Authorities				Court Cases		Total
				Total Cash & Non-Cash Verified & returned	Total Cash & Non-Cash Seized & returned	Case under investigation without deposit in the Treasury	Case under investigation with deposit in the Treasury	Cash adjusted as Income Tax	Cash again seized by I.T.	Cash released by I.T.	Case under I.T. investigation	Court Case & Cash & Non-Cash deposited in the Treasury	Court Ordered to release	
12	Coimbatore	Cash	9908714	0	0	0	0	0	0	7505094	2260500	143020	0	9908614
		Non-Cash	890	0	0	890	0	0	0	0	0	0	0	890
13	Erode	Cash	18401670	0	845000	0	1570400	0	9768670	5850100	0	367500	0	18401670
		Non-Cash	1091304	0	0	1091304	0	0	0	0	0	0	0	1091304
14	The Nilgiris	Cash	17460900	958000	10100000	0	0	0	0	2576000	3817400	9500	0	17460900
		Non-Cash	515490	58590	0	456900	0	0	0	0	0	0	0	515490
15	Dindigul	Cash	8236390	0	0	0	300500	0	0	3575890	4075500	284500	0	8236390
		Non-Cash	391622	0	0	391622	0	0	0	0	0	0	0	391622
16	Theni	Cash	7722660	0	93000	34800	685930	0	0	0	6373685	535245	0	7722660
		Non-Cash	9320989	0	6930000	1390989	0	0	0	0	0	1000000	0	9320989
17	Madurai	Cash	42096376	0	0	0	947726	0	0	1571000	39577650	0	0	42096376
		Non-Cash	543605	0	0	543605	0	0	0	0	0	0	0	543605
18	Karur	Cash	3844550	150000	0	0	65100	0	0	3629450	0	0	0	3844550
		Non-Cash	136305	0	0	136305	0	0	0	0	0	0	0	136305
19	Perambalur	Cash	2042465	0	300000	0	0	0	0	894000	679655	168810	0	2042465
		Non-Cash	2013350	0	0	2013350	0	0	0	0	0	0	0	2013350
20	Ariyalur	Cash	500600	0	0	0	14000	0	0	435000	0	51600	0	500600
		Non-Cash	13800	0	0	0	0	0	0	0	0	13800	0	13800
21	Tiruchirappalli	Cash	57788015	0	984890	0	0	0	0	2536098	54130200	136827	0	57788015
		Non-Cash	24720	0	0	24720	0	0	0	0	0	0	0	24720
22	Nagapattinam	Cash	421915	0	0	200	421715	0	0	0	0	0	0	421915
		Non-Cash	185530	0	0	185530	0	0	0	0	0	0	0	185530
23	Tiruvarur	Cash	333400	333400	0	0	0	0	0	0	0	0	0	333400
		Non-Cash	557000	0	0	100000	0	0	0	0	0	457000	0	557000

Annexure 13.3 (contd.)

SL. No.	NAME OF THE DISTRICTS	Cash & Non-Cash	Total Seizure of Cash & Non-Cash items from 02.03.11 to 13.04.11	By Revenue Authorities				By Income Tax Authorities				Court Cases		Total
				Total Cash & Non-Cash Verified & returned	Total Cash & Non-Cash Seized & returned	Case under investigation without deposit in the Treasury	Case under investigation with deposit in the Treasury	Cash adjusted as Income Tax	Cash again seized by I.T.	Cash released by I.T.	Case under I.T. investigation	Court Case & Non-Cash deposited in the Treasury	Court Ordered to release	
24	Thanjavur	Cash	6198395	0	0	0	369920	0	0	5514675	313800	0	0	6198395
		Non-Cash	702060	600000	0	102060	0	0	0	0	0	0	0	702060
25	Pudukkottai	Cash	6762660	0	0	0	0	0	0	6693095	0	69565	0	6762660
		Non-Cash	886040	0	0	63840	0	0	0	822200	0	0	0	886040
26	Sivaganga	Cash	5843867	2635582	500000	0	447670	388000	0	287000	0	1585615	0	5843867
		Non-Cash	18574946.4	0	0	0	0	0	0	17768186.44	0	806760	0	18574946.44
27	Ramanathapuram	Cash	4828900	0	0	0	4797300	0	0	0	0	31600	0	4828900
		Non-Cash	0	0	0	0	0	0	0	0	0	0	0	0
28	Virudhunagar	Cash	1958220	1308392	0	0	472930	0	0	0	0	176898	0	1958220
		Non-Cash	285060	37400	0	247660	0	0	0	0	0	0	0	285060
29	Thoothukudi	Cash	2355010	0	0	0	2355010	0	0	0	0	0	0	2355010
		Non-Cash	2200000	0	0	2200000	0	0	0	0	0	0	0	2200000
30	Tirunelveli	Cash	8340775	1761970	1000000	0	3907900	0	0	0	0	1670905	0	8340775
		Non-Cash	2051394	0	0	2051394	0	0	0	0	0	0	0	2051394
31	Kanniyakumari	Cash	10349491	0	0	0	0	0	0	3606991	2963000	1922500	1857000	10349491
		Non-Cash	8945	0	0	8945	0	0	0	0	0	0	0	8945
32	Tiruppur	Cash	7915590	0	0	0	0	0	0	7422590	478500	14500	0	7915590
		Non-Cash	6062850	0	0	6062850	0	0	0	0	0	0	0	6062850
Total Cash			365389499	15474081	46046960	648510	24653743	3059000	10768670	80545505	172824310	9111620	1857000	364989399
Total Non-Cash			216278492	1549390	17214624	24438012	8056900	350000	0	139492006	22900000	2277560	0	216278492
Present Status of Seizure							Cash	Approx(Cr)	Non-Cash	Approx(Cr)				
Total amount of Seizure							365389499	36.54	216278492	21.63				
Total amount of returned							143923546	14.39	158256020	15.83				
Balance as on 06.06.2011						221465953	22.15	58022472	5.80					

Annexure 13.4

LIST OF STAR CAMPAIGNERS
General Elections to Tamil Nadu Legislative Assembly 2011

Total No. of star campaigner: 512

I	RECOGNISED NATIONAL PARTIES		
	1. BAHUJAN SAMAJ PARTY	20	
	2. BHARATIYA JANATA PARTY	40	
	3. COMMUNIST PARTY OF INDIA	40	
	4. INDIAN NATIONAL CONGRESS	40	
	5. COMMUNIST PARTY OF INDIA (MARXIST)	40	
	6. NATIONALIST CONGRESS PARTY	33	
			213
II	RECOGNISED STATE PARTIES		
	1. ALL INDIA ANNA DRAVIDA MUNNETRA KAZHAGAM	40	
	2. DRAVIDA MUNNETRA KAZHAGAM	40	
	3. PATTALI MAKKAL KATCHI	40	
			120
III	REGISTERED UNRECOGNISED POLITICAL PARTIES		
	1. AKILA INDIA VALLALAR PERAVAI	20	
	2. ALL INDIA MUVENDAR MUNNANI KAZHAGAM	4	
	3. ALL INDIA SAMATHUVA MAKHAL KATCHI	20	
	4. CHRISTIAN MUNNETRA KAZHAGAM	1	
	5. DESIYA MURPOKKU DRAVIDA KAZHAGAM	20	
	6. INDIAN CHRISTIAN FRONT	20	
	7. KONGUNADU MUNNETRA KAZHAGAM	20	
	8. PURATCHI BHARATHAM	14	
	9. TAMIL MAANILA QUAIDE MILLETH LEAGUE	19	
	10. TAMILAGA MAKKAL MUNNETRA KAZHAGAM	4	
	11. VIDUTHALAI CHIRUTHAIGAL KATCHI	2	
	12. JANATA PARTY	2	
	13. JANATA DAL (United)	20	
	14. MANITHANEYA MAKKAL KATCHI	13	
			179
	TOTAL		512

Submission of Election Expenditure by contesting candidates

Name of the State Tamil Nadu

Total number of Constituencies 234

Sl. No.	Name of the District	Total number of contesting Candidates				Number of candidates who have submitted election expenditure statement				Number of candidates yet to submit election expenditure statement						
		Recog. National Party	Recog. State Party	Register -ed Party	Independ -ents	Recog. National Party	Recog. State Party	Register -ed Party	Independ -ents	Recog. National Party	Recog. State Party	Register -ed Party	Independ -ents	TOTAL		
1	Tiruvallur	22	14	27	71	134	22	14	25	64	125	0	0	2	7	9
2	Chennai	34	24	43	173	274	34	24	41	165	264	0	0	2	8	10
3	Kancheepuram	24	15	45	72	156	24	15	41	67	147	0	0	4	5	9
4	Vellore	20	18	27	66	131	18	18	25	61	122	2	0	2	5	9
5	Krishnagiri	12	6	6	26	50	12	6	5	23	46	0	0	1	3	4
6	Dharmapuri	12	6	8	33	59	12	6	8	33	59	0	0	0	0	0
7	Tiruvannamalai	19	11	10	54	94	19	11	10	41	81	0	0	0	13	13
8	Villupuram	19	20	21	49	109	17	20	21	45	103	2	0	0	4	6
9	Salem	21	17	25	71	134	21	17	25	69	132	0	0	0	2	2
10	Namakkal	9	8	11	41	69	8	8	7	36	59	1	0	4	5	10
11	Erode	18	10	13	65	106	18	10	13	65	106	0	0	0	0	0
12	The Nilgiris	7	3	2	13	25	7	3	1	12	23	0	0	1	1	2
13	Tiruppur	18	10	5	36	69	18	10	5	34	67	0	0	0	2	2
14	Coimbatore	20	13	21	35	89	19	13	20	27	79	1	0	1	8	10
15	Dindigul	17	10	14	58	99	17	10	12	50	89	0	0	2	8	10
16	Karur	7	7	8	34	56	7	7	8	33	55	0	0	0	1	1
17	Tiruchirappalli	17	18	10	74	119	17	18	10	63	108	0	0	0	11	11
18	Perambalur	3	3	6	8	20	3	3	6	8	20	0	0	0	0	0
19	Ariyalur	5	3	3	7	18	5	3	2	5	15	0	0	1	2	3
20	Cuddalore	15	11	22	32	80	14	11	22	31	78	1	0	0	1	2
21	Nagapattinam	12	8	7	29	56	11	8	7	20	46	1	0	0	9	10
22	Thiruvarur	9	6	6	22	43	9	6	5	16	36	0	0	1	6	7
23	Tanjavur	18	11	14	29	72	18	11	13	27	69	0	0	1	2	3
24	Pudukkottai	9	9	6	25	49	9	9	6	25	49	0	0	0	0	0
25	Sivaganga	10	6	5	18	39	10	6	5	16	37	0	0	0	2	2
26	Madurai	19	13	17	64	113	18	13	14	53	98	1	0	3	11	15
27	Theni	9	6	11	48	74	6	6	9	33	54	3	0	2	15	20
28	Virudhunagar	14	11	3	67	95	13	11	3	59	86	1	0	0	8	9
29	Ramanathapuram	9	4	8	30	51	9	4	8	30	51	0	0	0	0	0
30	Thoothukudi	12	9	9	42	72	8	9	7	34	58	4	0	2	8	14
31	Tirunelveli	25	13	12	74	124	25	13	12	70	120	0	0	0	4	4
32	Kanniyakumari	17	7	7	38	69	17	7	7	38	69	0	0	0	0	0
	Total	482	330	432	1504	2748	465	330	403	1353	2551	17	0	29	151	197

Annexure 15.1

**POLITICAL PARTY WISE CERTIFICATES ISSUED BY THE MEDIA
CERTIFICATION AND MONITORING COMMITTEE (MCMC)**

Sl. No.	Date of Receipt	From Whom	Date of issue of Certificate /
1.	23.03.2011	DMK party	24.03.2011
2.	23.03.2011	Akila Bharatha Makkal Kazhakam	24.03.2011
3.	23.03.2011	M/s. Jaya TV Network	24.03.2011
4.	23.03.2011	M/s. Jaya TV Network	24.03.2011
5.	24.03.2011	Bharathiya Janatha Party (TN)	26.03.2011
6.	25.03.2011	M/s. Jaya TV Network	26.03.2011
7.	25.03.2011	M/s. Jaya TV Network	26.03.2011
8.	26.03.2011	DMK party	26.03.2011
9.	26.03.2011	DMK party	26.03.2011
10.	27.03.2011	M/s. Jaya TV Network	28.03.2011
11.	27.03.2011	Bharathiya Janatha Party (TN)	28.03.2011
12.	28.03.2011	DMK party	31.03.2011
13.	28.03.2011	DMK party	31.03.2011
14.	29.03.2011	Bharathiya Janatha Party (TN)	31.03.2011
15.	30.03.2011	M/s. Jaya TV Network	02.04.2011
16.	31.03.2011	M/s. Jaya TV Network	02.04.2011
17.	31.03.2011	PMK	02.04.2011
18.	31.03.2011	M/s. Jaya TV Network	02.04.2011
19.	01.04.2011	Bharathiya Janatha Party (TN)	02.04.2011
20.	02.04.2011	DMK party	04.04.2011
21.	03.04.2011	AIADMK Party	04.04.2011
22.	04.04.2011	Congress Party	04.04.2011
23.	04.04.2011	Lok Satta Party (Tamil Nadu)	04.04.2011

Annexure 15.1 (contd.)

Sl. No.	Date of Receipt	From Whom	Date of issue of Certificate /
24.	04.04.2011	M/s. Jaya TV Network	04.04.2011
25.	04.04.2011	M/s. Jaya TV Network	04.04.2011
26.	04.04.2011	Lok Satta Party (Tamil Nadu)	04.04.2011
27.	04.04.2011	Lok Satta Party (Tamil Nadu)	04.04.2011
28.	06.04.2011	Pattali Makkal Katchi	06.04.2011
29.	06.04.2011	Indhiya Jananayaka Katchi	06.04.2011
30.	07.04.2011	M/s. Jaya TV Network	09.04.2011
31.	07.04.2011	M/s. Jaya TV Network	09.04.2011
32.	07.04.2011	DMDK Party	09.04.2011
33.	08.04.2011	Lok Satta Party (Tamil Nadu)	09.04.2011
34.	08.04.2011	AIADMK Party	09.04.2011
35.	08.04.2011	Janasakthi Katchi	09.04.2011
36.	08.04.2011	M/s. Jaya TV Network	09.04.2011
37.	08.04.2011	DMK Party	09.04.2011
38.	08.04.2011	M/s. Jaya TV Network	09.04.2011

**APPLICATIONS NOT CLEARED BY MEDIA CERTIFICATION AND
MONITORING COMMITTEE (MCMC) DUE TO OBJECTION**

Sl.No.	Date of Receipt	From Whom
1.	25.03.2011	DMK Party
2.	31.03.2011	M/s. Jaya TV Network
3.	01.04.2011	AIADMK Party
4.	04.04.2011	Viduthalai Chiruthai Katchi
5.	05.04.2011	M/s. Jaya TV Network

CONTROL ROOM TELEPHONE NUMBERS

CEO's Office - Toll Free Number : 1965		
Sl.No.	Name of the District	Toll Free Telephone No.
1	CHENNAI	1800425 2010 1800425 2011
2	TIRUVALLUR	1800425 7011
3	KANCHEEPURAM	1800425 7013
4	VELLORE	1800425 7014
5	TIRUVANNAMALAI	1800425 7015
6	VILLUPURAM	1800425 7018
7	CUDDALORE	1800425 7019
8	DHARMAPURI	1800425 7017
9	KRISHNAGIRI	1800425 7016
10	SALEM	1800425 7020
11	NAMAKKAL	1800425 7021
12	COIMBATORE	1800425 7024
13	ERODE	1800425 7022
14	THE NILGIRIS	1800425 7025
15	DINDIGUL	1800425 7026
16	THENI	1800425 7028
17	MADURAI	1800425 7027
18	KARUR	1800425 7029
19	PERAMBALUR	1800425 7031
20	ARIYALUR	1800425 7032
21	TIRUCHIRAPPALLI	1800425 7030
22	NAGAPATTINAM	1800425 7034
23	TIRUVARUR	1800425 7035
24	THANJAVUR	1800425 7036
25	PUDUKOTTAI	1800425 7033
26	SIVAGANGA	1800425 7037
27	RAMANATHAPURAM	1800425 7038
28	VIRUDHUNAGAR	1800425 7039
29	THOOTHUKUDI	1800425 7040
30	TIRUNELVELI	1800425 7041
31	KANNIYAKUMARI	1800425 7042
32	TIRUPPUR	1800425 7023

Annexure 17.2

Summary of Complaints received and action taken

Sl.No.	District	No. of Complaints received and action taken
1	THIRUVALLUR	154
2	CHENNAI	381
3	KANCHEEPURAM	245
4	VELLORE	51
5	KRISHNAGIRI	12
6	DHARMAPURI	6
7	TIRUVANNAMALAI	22
8	VILLUPURAM	30
9	SALEM	33
10	NAMAKKAL	18
11	ERODE	19
12	THE NILGIRIS	8
13	COIMBATORE	82
14	DINDIGUL	23
15	KARUR	15
16	TIRUCHIRAPPALLI	45
17	PERAMBALUR	2
18	CUDDALORE	30
19	NAGAPATTINAM	14
20	THIRUVARUR	14
21	THANJAVUR	33
22	PUDUKKOTTAI	16
23	SIVAGANGA	21
24	MADURAI	77
25	THENI	6
26	VIRUDHUNAGAR	27
27	RAMANATHAPURAM	17
28	THOOTHUKUDI	32
29	TIRUNELVELI	41
30	KANNIYAKUMARI	23
31	ARIYALUR	0
32	TIRUPPUR	12
	TOTAL	1509

ANNEXURE 18.1

DEPLOYMENT OF GENERAL OBSERVERS**Assembly Constituencies in Tamil Nadu**

No.	Name	Name of the Observer
1	2	3
THIRUVALLUR		
1	GUMMIDIPOONDI	K.N.Bhatt
2	PONNERI (SC)	
3	TIRUTTANI	R.R.Varsani
4	THIRUVALLUR	
5	POONAMALLEE (SC)	J.R.V .Rao
6	AVADI	
7	MADURAVOYAL	Varinder Singh Kundu
8	AMBATTUR	
9	MADAVARAM	Guru Dev Singh Sidhu
10	THIRUVOTTIYUR	
CHENNAI		
11	DR.RADHAKRISHNAN NAGAR	Rajat Aggarwal
12	PERAMBUR	
13	KOLATHUR	S.M.Khanapure
14	VILLIVAKKAM	
15	THIRU-VI-KA-NAGAR (SC)	G.Venkatarama Reddy
16	EGMORE (SC)	
17	ROYAPURAM	prithviraj Bishnoi
18	HARBOUR	
19	CHEPAUK-THIRUVALLIKENI	Madhu Khare
20	THOUSAND LIGHTS	
21	ANNA NAGAR	Vikas Yadov
22	VIRUGAMPAKKAM	
23	SAIDAPET	Subir Kumar
24	THIYAGARAYANAGAR	
25	MYLAPORE	Aparna U
26	VELACHERY	
KANCHEEPURAM		
27	SHOZHINGANALLUR	Hage Khode
28	ALANDUR	
29	SRIPERUMBUDUR (SC)	G.K.Singh
30	PALLAVARAM	
31	TAMBARAM	K.M.Nagargoja
32	CHENGALPATTU	
33	THIRUPORUR	G.RajendraPrasad
34	CHEYYUR (SC)	

ANNEXURE 18.1 (contd.)

No.	Name	Name of the Observer
1	2	3
35	MADURANTAKAM (SC)	KrishnaKumar
36	UTHIRAMERUR	
37	KANCHEEPURAM	Alok Gupta
VELLORE		
38	ARAKKONAM (SC)	Makbu Pertin
39	SHOLINGUR	
40	KATPADI	S. Suhail Ali
41	RANIPET	
42	ARCOT	Arun Kumar Bal
43	VELLORE	
44	ANAIKATTU	N.K.Poyam
45	KILVAITHINANKUPPAM (SC)	
46	GUDIYATTAM (SC)	Christina Z Chongthu
47	VANIYAMBADI	
48	AMBUR	Yogha Rana
49	JOLARPET	
50	TIRUPATTUR	Anupam Rajan
KRISHNAGIRI		
51	UTHANGARAI (SC)	Shamla Iqbal
52	BARGUR	
53	KRISHNAGIRI	Baldeo Purushartha
54	VEPPANAHALLI	
55	HOSUR	Pranabjyoti Nath
56	THALLI	
DHARMAPURI		
57	PALACODU	ShahlaNigar
58	PENNAGARAM	
59	DHARMAPURI	E.Devadasan
60	PAPPIREDDIPPATTI	
61	HARUR (SC)	Prajakta R.Lavangare
TIRUVANNAMALAI		
62	CHENGAM (SC)	D.S.Pandit
63	TIRUVANNAMALAI	
64	KILPENNATHUR	N.K.Wadhwan
65	KALASAPAKKAM	
66	POLUR	Ajit Kumar
67	ARANI	
68	CHEYYAR	Vijayalakshmi Prasanna Bioari
69	VANDEVASI (SC)	

ANNEXURE 18.1 (contd.)

No.	Name	Name of the Observer
1	2	3
VILLUPURAM		
70	GINGEE	P.S.Mand
71	MAILAM	
72	TINDIVANAM (SC)	P.M.Ali Asgar Pasha
73	VANUR (SC)	
74	VILLUPURAM	K.H. Govindharaj
75	VIKRAVANDI	
76	TIRUKKOYILUR	Benhur Mahesh Datt Ekka
77	ULUNDURPETTAI	
78	RISHIVANDIYAM	Hage Khoda Shalla
79	SANKARAPURAM	
80	KALLAKURICHI (SC)	Raja Sekar Vundru
SALEM		
81	GANGAVALLI (SC)	Ajit Srivastava
82	ATTUR (SC)	
83	YERCAUD (ST)	K.G.Raju
84	OMALUR	
85	METTUR	H.R.Pawar
86	EDAPPADI	
87	SANKARI	Pradeep Kasni
88	SALEM (WEST)	
89	SALEM (NORTH)	Bolung Siram
90	SALEM (SOUTH)	
91	VEERAPANDI	Babu Lal Meena
NAMAKKAL		
92	RASIPURAM (SC)	Satwant Singh
93	SENTHAMANGALAM (ST)	
94	NAMAKKAL	Biju Prabhakar
95	PARAMATHI-VELUR	
96	TIRUCHENGODU	Bhushan Ashok Gagarani
97	KUMARAPALAYAM	
ERODE		
98	ERODE (EAST)	Vivek Pratap Singh
99	ERODE (WEST)	
100	MODAKKURICHI	M.S.Jaya
103	PERUNDURAI	
104	BHAVANI	Ramesh Dattatraya Devkar
105	ANTHIYUR	
106	GOBICHETTIPALAYAM	H.S.Malik
107	BHAVANISAGAR (SC)	

ANNEXURE 18.1 (contd.)

No.	Name	Name of the Observer
1	2	3
TIRUPPUR		
101	DHARAPURAM (SC)	Rampada Biswas
102	KANGAYAM	
112	AVANASHI (SC)	Rathan U.Kelkar
113	TIRUPPUR (NORTH)	
114	TIRUPPUR (SOUTH)	Sanjeev Jaiswal
115	PALLADAM	
125	UDUMALPET	Vimal Chandra
126	MADATHUKULAM	
THE NILGIRIS		
108	UDHAGAMANDALAM	Amitabh Joshi
109	GUDALUR (SC)	
110	COONOOR	K.Gopalakrisna Bhut
COIMBATORE		
111	METTUPPALAYAM	Arvinder Singh
116	SULUR	
117	KAVUNDAMPALAYAM	Sanjay Dubey
118	COIMBATORE (NORTH)	
119	THONDAMUTHUR	Asheesh Sharma
120	COIMBATORE (SOUTH)	
121	SINGANALLUR	Phateh Singh
122	KINATHUKADAVU	
123	POLLACHI	M P.Bhansal
124	VALPARAI (SC)	
DINDIGUL		
127	PALANI	Vikas Pratap
128	ODDANCHATRAM	
129	ATHOOR	V.N.Jithendran
130	NILAKKOTTAI (SC)	
131	NATHAM	Vijay Singhal
132	DINDIGUL	
133	VEDASANDUR	Subash Chandra Goel
KARUR		
134	ARAVAKURICHI	Prashant Kumar Singh
135	KARUR	
136	KRISHNARAYAPURAM (SC)	A.Shajahan
137	KULITHALAI	

ANNEXURE 18.1 (contd.)

No.	Name	Name of the Observer
1	2	3
TIRUCHIRAPPALLI		
138	MANAPPARAI	Bheawna gang
139	SRIRANGAM	
140	TIRUCHIRAPPALLI (WEST)	K.Ajaya Kumar
141	TIRUCHIRAPPALLI (EAST)	
142	THIRUVERUMBUR	P.N.Bhapkar
143	LALGUDI	
144	MANACHANALLUR	Suprabha Dahlya
145	MUSIRI	
146	THURAIYUR (SC)	Nepal Singh Ravi
PERAMBALUR		
147	PERAMBALUR (SC)	Anurag Verma
148	KUNNAM	
ARIYALUR		
149	ARIYALUR	Ashok Kumar Gupta
150	JAYANKONDAM	
CUDDALORE		
151	TITTAKUDI (SC)	Jaspal Singh
152	VRIDDHACHALAM	
153	NEYVELI	T.T.Antony
154	PANRUTI	
155	CUDDALORE	D.S.Dhokrajurkar
156	KURINJIPADI	
157	BHUVANAGIRI	ShaliniMishra
158	CHIDAMBARAM	
159	KATTUMANNARKOIL (SC)	Ramesh Krishan
NAGAPATTINAM		
160	SIRKAZHI (SC)	Veerendra Kukmar meena
161	MAYILADUTHURAI	
162	POOMPUHAR	Sumana N.Menon
163	NAGAPATTINAM	
164	KILVELUR (SC)	Maruti Hari Sawant
165	VEDARANYAM	
THIRUVARUR		
166	THIRUTHURAIPOONDI (SC)	Bibekananda Sarkar
167	MANNARGUDI	
168	THIRUVARUR	X.Anil
169	NANNILAM	

ANNEXURE 18.1 (contd.)

No.	Name	Name of the Observer
1	2	3
THANJAVUR		
170	THIRUVIDAIMARUDUR (SC)	Aravind Kumar Meena
171	KUMBAKONAM	
172	PAPANASAM	T.D.Sooraj
173	THIRUVAIYARU	
174	THANJAVUR	P.M. Mahajan
175	ORATHANADU	
176	PATTUKKOTTAI	I.Rani Kumudini
177	PERAVURANI	
PUDUKKOTTAI		
178	GANDHARVAKOTTAI (SC)	K.V. Ramana
179	VIRALIMALAI	
180	PUDUKKOTTAI	Rajesh Kumar Singh
181	THIRUMAYAM	
182	ALANGUDI	Nipun Vinayak
183	ARANTHANGI	
SIVAGANGA		
184	KARAIKUDI	S.P. Dixit
185	TIRUPPATTUR	
186	SIVAGANGA	Sourab Jain
187	MANAMADURAI (SC)	
MADURAI		
188	MELUR	Anjali Bhawra
189	MADURAI EAST	
190	SHOLAVANDAN (SC)	K.R.Jyothilal
191	MADURAI NORTH	
192	MADURAI SOUTH	Pankaj Kumar
193	MADURAI CENTRAL	
194	MADURAI WEST	V. Anil Kumar
195	THIRUPARANKUNDRAM	
196	THIRUMANGALAM	K.Madhusudana Rao
197	USILAMPATTI	
THENI		
198	ANDIPATTI	Rahul Rajan Mahiwal
199	PERIYAKULAM (SC)	
200	BODINAYAKANUR	Raju Narayanaswamy
201	CUMBUM	

ANNEXURE 18.1 (contd.)

No.	Name	Name of the Observer
1	2	3
VIRUDHUNAGAR		
202	RAJAPALAYAM	Thukaram Haribhau Mundhe
203	SRIVILLIPUTHUR (SC)	
204	SATTUR	Arun Kumar Pandey
205	SIVAKASI	
206	VIRUDHUNAGAR	Saurabh Vijay
207	ARUPPUKKOTTAI	
208	TIRUCHULI	M.K.Mahajan
RAMANATHAPURAM		
209	PARAMAKUDI (SC)	Vipin Sharma
210	TIRUVADANAI	
211	RAMANATHAPURAM	Sukumar Ganai
212	MUDHUKULATHUR	
THOOTHUKKUDI		
213	VILATHIKULAM	Sanjay Kumar
214	THOOTHUKKUDI	
215	TIRUCHENDUR	Shravan Pramod Hardikar
216	SRIVAIKUNTAM	
217	OTTAPIDARAM (SC)	Alkesh Kumar Sharma
218	KOVILPATTI	
TIRUNELVELI		
219	SANKARANKOVIL (SC)	Dheeraj Kumar
220	VASUDEVANALLUR (SC)	
221	KADAYANALLUR	Teeka Ram Meena
222	TENKASI	
223	ALANGULAM	M.Suburamanyam
224	TIRUNELVELI	
225	AMBASAMUDRAM	Vijay Singh
226	PALAYAMKOTTAI	
227	NANGUNERI	Kabindra Nath Khatai
228	RADHAPURAM	
KANNIYAKUMARI		
229	KANNIYAKUMARI	Radhika Rastogi
230	NAGERCOIL	
231	COLACHAL	C.B.S. Venkadarama
232	PADMANABHAPURAM	
233	VILAVANCODE	Mohammad Mustafa
234	KILLIYOOR	

Annexure 18.2

DEPLOYMENT OF POLICE OBSERVERS		
Assembly Constituencies in Tamil Nadu		
Sl.No.	Name of the District	Police Observer Name
1	THIRUVALLUR	Mr.K.L.N. Rao
2	CHENNAI	Mr. R.K. Gupta
3	KANCHEEPURAM	Mr. Alok Ranjan
4	VELLORE	Mr. A. P. Singh
5	KRISHNAGIRI	Mr. AnilKumar
6	DHARMAPURI	Mr. AnilKumar Gupta
7	TIRUVANNAMALAI	Mr. K.P. Venkateshwar Rao
8	VILLUPURAM	Mr. Anant D. Shinde
9	SALEM	Mr. C.S. Ughade
10	NAMAKKAL	Mr. Nikhil Gupta
11	ERODE	Mr. Prashant Burde
12	TIRUPPUR	Mr.K. Srinivasa Reddy
13	THE NILGIRIS	Mr. R. E.Pawar
14	COIMBATORE	Mr. Sanjay A. Lathkar
15	DINDIGUL	Mr. Ashan Reza
16	KARUR	Mr. PadmaKar Santu
17	TIRUCHIRAPPALLI	Mr. Barjinder Kumar Uppal
18	PERAMBALUR	Mr.Rajkumar Devangan
19	ARIYALUR	Mr. Jitendra
20	CUDDALORE	Mr.Hari Ram Meena
21	NAGAPATTINAM	Mr.S.K.Tharwade
22	THIRUVARUR	Mr.Rajeev Sabharwal
23	THANJAVUR	Mr.Anil Kumar
24	PUDUKKOTTAI	Rewati Charan Patel
25	SIVAGANGA	Mr. Pawan Dev
26	MADURAI	Mr. Arun Dev Gautam
27	THENI	Mr.G.P.Singh
28	VIRUDHUNAGAR	Mr.Himanshu Gupta
29	RAMANATHAPURAM	Mr. Praveen Vashista
30	THOOTHUKKUDI	Mr.P.N.Tiwari
31	TIRUNELVELI	Mr.Govind Gupta
32	KANNIYAKUMARI	Mr.D.K.Pandey

ANNEXURE 18.3

DEPLOYMENT OF EXPENDITURE OBSERVERS**Assembly Constituencies in Tamil Nadu**

No.	Name	Expenditure Observer Name
1	2	3
THIRUVALLUR		
1	GUMMIDIPOONDI	Mr.R.I. Patel
2	PONNERI (SC)	
3	TIRUTTANI	
4	THIRUVALLUR	
5	POONAMALLEE (SC)	
6	AVADI	Mr. C.K. Thankapan
7	MADURAVOYAL	
8	AMBATTUR	
9	MADAVARAM	
10	THIRUVOTTIYUR	
CHENNAI		
11	DR.RADHAKRISHNAN NAGAR	Mr. Anil Kumar
12	PERAMBUR	
13	KOLATHUR	
14	VILLIVAKKAM	
15	THIRU-VI-KA-NAGAR (SC)	Mr. Sanjay Gupta
16	EGMORE (SC)	
17	ROYAPURAM	
18	HARBOUR	
19	CHEPAUK-THIRUVALLIKENI	Mr. Nasser Khan
20	THOUSAND LIGHTS	
21	ANNA NAGAR	
22	VIRUGAMPAKKAM	
23	SAIDAPET	Mr. S.K. Mishra
24	THIYAGARAYANAGAR	
25	MYLAPORE	
26	VELACHERY	
KANCHEEPURAM		
27	SHOZHINGANALLUR	Mr. Pritamsingh
28	ALANDUR	
29	SRIPERUMBUDUR (SC)	
30	PALLAVARAM	
31	TAMBARAM	

ANNEXURE 18.3 (contd.)

No.	Name	Expenditure Observer Name
1	2	3
KANCHEEPURAM	32 CHENGALPATTU	Mr. Anupam Prakesh
(- contd.)	33 THIRUPORUR	
	34 CHEYYUR (SC)	
	35 MADURANTAKAM (SC)	
	36 UTHIRAMERUR	
	37 KANCHEEPURAM	
VELLORE		
	38 ARAKKONAM (SC)	Mr. P.K.Katiyar
	39 SHOLINGUR	
	40 KATPADI	
	41 RANIPET	
	42 ARCOT	Mr. Sadananda Sonbarsa
	43 VELLORE	
	44 ANAIKATTU	
	45 KILVAITHINANKUPPAM (SC)	
	46 GUDIYATTAM (SC)	
	47 VANIYAMBADI	Mr. Subachan Ram
	48 AMBUR	
	49 JOLARPET	
	50 TIRUPATTUR	
KRISHNAGIRI		
	51 UTHANGARAI (SC)	Mr.Aravindh Kumar
	52 BARGUR	
	53 KRISHNAGIRI	
	54 VEPPANAHALLI	
	55 HOSUR	
	56 THALLI	
DHARMAPURI		
	57 PALACODU	Mr. V.C.S. Naik
	58 PENNAGARAM	
	59 DHARMAPURI	
	60 PAPPIREDDIPPATTI	
	61 HARUR (SC)	
TIRUVANNAMALAI		
	62 CHENGAM (SC)	Mr. Navaz
	63 TIRUVANNAMALAI	
	64 KILPENNATHUR	
	65 KALASAPAKKAM	

ANNEXURE 18.3 (contd.)

No.	Name	Expenditure Observer Name
1	2	3
TIRUVANNAMALAI	66 POLUR	Mr. Heeralallwadhvani
(- contd.)	67 ARANI	
	68 CHEYYAR	
	69 VANDAVASI (SC)	
VILLUPURAM		
	70 GINGEE	Mr. A.K. Varma
	71 MAILAM	
	72 TINDIVANAM (SC)	
	73 VANUR (SC)	
	74 VILLUPURAM	Mr. Aslam Hassan
	75 VIKRAVANDI	
	76 TIRUKKOYILUR	
	77 ULUNDURPETTAI	Mr. Bala Nayak
	78 RISHIVANDIYAM	
	79 SANKARAPURAM	
	80 KALLAKURICHI (SC)	
SALEM		
	81 GANGAVALLI (SC)	Mr. Sandip Raj
	82 ATTUR (SC)	
	83 YERCAUD (ST)	
	84 OMALUR	
	85 METTUR	Mr. C.H. Vengaiya Chowdary
	86 EDAPPADI	
	87 SANKARI	
	88 SALEM (WEST)	Mr. Ravindra Babu
	89 SALEM (NORTH)	
	90 SALEM (SOUTH)	
	91 VEERAPANDI	
NAMAKKAL		
	92 RASIPURAM (SC)	Mr. Gowthem. Kr. Mandal
	93 SENTHAMANGALAM (ST)	
	94 NAMAKKAL	
	95 PARAMATHI-VELUR	
	96 TIRUCHENGODU	
	97 KUMARAPALAYAM	

ANNEXURE 18.3 (contd.)

No.	Name	Expenditure Observer Name
1	2	3
ERODE		
98	ERODE (EAST)	Mr.Kalyonnath
99	ERODE (WEST)	
100	MODAKKURICHI	
103	PERUNDURAI	Mr. Anand. A. Khalkho
104	BHAVANI	
105	ANTHIYUR	
106	GOBICHETTIPALAYAM	
107	BHAVANISAGAR (SC)	
TIRUPPUR		
101	DHARAPURAM (SC)	Mr. P.V. Muralidharan
102	KANGAYAM	
112	AVANASHI (SC)	
113	TIRUPPUR (NORTH)	
114	TIRUPPUR (SOUTH)	
115	PALLADAM	
125	UDUMALPET	
126	MADATHUKULAM	
THE NILGIRIS		
108	UDHAGAMANDALAM	Mr. Patanjali
109	GUDALUR (SC)	
110	COONOOR	
COIMBATORE		
116	SULUR	Mr. Muditmagpal
117	KAVUNDAMPALAYAM	
118	COIMBATORE (NORTH)	
119	THONDAMUTHUR	
120	COIMBATORE (SOUTH)	
111	METTUPPALAYAM	Mr. Rajesh Kumar
121	SINGANALLUR	
122	KINATHUKADAVU	
123	POLLACHI	
124	VALPARAI (SC)	
DINDIGUL		
127	PALANI	Mr. Deepak.P. Ripote
128	ODDANCHATRAM	
129	ATHOOR	
130	NILAKKOTTAI (SC)	
131	NATHAM	Mr. Dilip goyal
132	DINDIGUL	
133	VEDASANDUR	

ANNEXURE 18.3 (contd.)

No.	Name	Expenditure Observer Name
1	2	3
KARUR		
134	ARAVAKURICHI	Mr. Dinesh Kumar
135	KARUR	
136	KRISHNARAYAPURAM (SC)	
137	KULITHALAI	
TIRUCHIRAPPALLI		
138	MANAPPARAI	Mr.P.N. Devadhasan
139	SRIRANGAM	
140	TIRUCHIRAPPALLI (WEST)	
141	TIRUCHIRAPPALLI (EAST)	
142	THIRUVERUMBUR	Mr. R.Rajagopalan
143	LALGUDI	
144	MANACHANALLUR	
145	MUSIRI	
146	THURAIYUR (SC)	
PERAMBALUR		
147	PERAMBALUR (SC)	Mr. V. Rajaram
148	KUNNAM	
ARIYALUR		
149	ARIYALUR	Mr. Dilip Kumar
150	JAYANKONDAM	
CUDDALORE		
151	TITTAKUDI (SC)	Mr. Dinesh Singh
152	VRIDDHACHALAM	
153	NEYVELI	
154	PANRUTI	
155	CUDDALORE	Mr. G.M. Kamei
156	KURINJIPADI	
157	BHUVANAGIRI	
158	CHIDAMBARAM	
159	KATTUMANNARKOIL (SC)	
NAGAPATTINAM		
160	SIRKAZHI (SC)	Mr. M. Tirumalakumar
161	MAYILADUTHURAI	
162	POOMPUHAR	
163	NAGAPATTINAM	
164	KILVELUR (SC)	
165	VEDARANYAM	

ANNEXURE 18.3 (contd.)

No.	Name	Expenditure Observer Name
1	2	3
THIRUVARUR		
166	THIRUTHURAIPOONDI (SC)	Mr. Jagjivan .K. Garg
167	MANNARGUDI	
168	THIRUVARUR	
169	NANNILAM	
THANJAVUR		
170	THIRUVIDAIMARUDUR (SC)	Mr. Shyam Kumar
171	KUMBAKONAM	
172	PAPANASAM	
173	THIRUVAIYARU	
174	THANJAVUR	Mr. Manoj Kumar
175	ORATHANADU	
176	PATTUKKOTTAI	
177	PERAVURANI	
PUDUKKOTTAI		
178	GANDHARVAKOTTAI (SC)	Mr. Rajasekar
179	VIRALIMALAI	
180	PUDUKKOTTAI	
181	THIRUMAYAM	Mr. D.P. Singh kushush
182	ALANGUDI	
183	ARANTHANGI	
SIVAGANGA		
184	KARAIKUDI	Mr. P.M.D. Nair
185	TIRUPPATTUR	
186	SIVAGANGA	
187	MANAMADURAI (SC)	
MADURAI		
188	MELUR	Mr. Ravi Prakash
189	MADURAI EAST	
190	SHOLAVANDAN (SC)	
191	MADURAI NORTH	
192	MADURAI SOUTH	Mr. K. Dinesh Chakravarthy
193	MADURAI CENTRAL	
194	MADURAI WEST	
195	THIRUPARANKUNDRAM	Mr. V.V. Shinde
196	THIRUMANGALAM	
197	USILAMPATTI	
THENI		
198	ANDIPATTI	Mr. Dilipkumar Rakshit
199	PERIYAKULAM (SC)	
200	BODINAYAKANUR	
201	CUMBUM	

ANNEXURE 18.3 (contd.)

No.	Name	Expenditure Observer Name
1	2	3
VIRUDHUNAGAR		
202	RAJAPALAYAM	Mr. Sudhakara Rao
203	SRIVILLIPUTHUR (SC)	
204	SATTUR	
205	SIVAKASI	
206	VIRUDHUNAGAR	Mr. N.A. Borkar
207	ARUPPUKOTTAI	
208	TIRUCHULI	
RAMANATHAPURAM		
209	PARAMAKUDI (SC)	Mr. Amlan Tripathy
210	TIRUVADANAI	
211	RAMANATHAPURAM	
212	MUDHUKULATHUR	
THOOTHUKKUDI		
213	VILATHIKULAM	Mr. T.P. Anwar Alli
214	THOOTHUKKUDI	
215	TIRUCHENDUR	
216	SRIVAIKUNTAM	Mr. B.C.Borkar
217	OTTAPIDARAM (SC)	
218	KOVILPATTI	
TIRUNELVELI		
219	SANKARANKOVIL (SC)	Mr. Mansoorali Ansari
220	VASUDEVANALLUR (SC)	
221	KADAYANALLUR	
222	TENKASI	Mr. R.Sundararaju
223	ALANGULAM	
224	TIRUNELVELI	
225	AMBASAMUDRAM	Mr. Y.S. Reddy
226	PALAYAMKOTTAI	
227	NANGUNERI	
228	RADHAPURAM	
KANNIYAKUMARI		
229	KANNIYAKUMARI	Mr. Raju Benjwal
230	NAGERCOIL	
231	COLACHAL	
232	PADMANABHAPURAM	Mr. Omprakesh Yadav
233	VILAVANCODE	
234	KILLIYOOR	

ANNEXURE 18.4

DEPLOYMENT OF COUNTING OBSERVERS

No.	Assembly Constituency	Name of the Observer
1	2	3
THIRUVALLUR		
1	GUMMIDIPOONDI	Rakesh kumar
2	PONNERI (SC)	Ravindra Kumar
3	TIRUTTANI	G.D. Priyadarsini
4	THIRUVALLUR	C.K. Thangapan
5	POONAMALLEE (SC)	Amal Roy Chowdhury
6	AVADI	Ajay Kumar
7	MADURAVOYAL	Varinder Singh Kundu
8	AMBATTUR	S.P. Sothi
9	MADAVARAM	Guru Dev Singh Sidhu
10	THIRUVOTTIYUR	Ms. Veena Ghanekar
CHENNAI		
11	DR.RADHAKRISHNAN NAGAR	Rajat Aggarwal
12	PERAMBUR	Anil Kumar
13	KOLATHUR	S.M.Khanapure
14	VILLIVAKKAM	Sanjay Gupta
15	THIRU-VI-KA-NAGAR (SC)	G.Venkatarama Reddy
16	EGMORE (SC)	Nasser Khan
17	ROYAPURAM	prithiviraj Bishnoi
18	HARBOUR	S.K. Mishra
19	CHEPAUK-THIRUVALLIKENI	Madhu Khare
20	THOUSAND LIGHTS	Dr. Shasi Karnavat
21	ANNA NAGAR	Vikas Yadav
22	VIRUGAMPAKKAM	Ganesh Prasad Kabir bante
23	SAIDAPET	Subir Kumar
24	THIYAGARAYANAGAR	Gyaneshwar B. Patel
25	MYLAPORE	Aparna U
26	VELACHERY	Shangara Ram
KANCHEEPURAM		
27	SHOZHINGANALLUR	Hage Khode
28	ALANDUR	Pritam Singh
29	SRIPERUMBUDUR (SC)	Dilip Kumar
30	PALLAVARAM	Anupam Prakash
31	TAMBARAM	K.M.Nagargoja
32	CHENGALPATTU	M.K. Varshney
33	THIRUPORUR	G.RajendraPrasad

ANNEXURE 18.4 (contd.)

	No.	Assembly Constituency	Name of the Observer
	1	2	3
KANCHEEPURAM	34	CHEYYUR (SC)	Raghuvir Srivatsava
(- contd.)	35	MADURANTAKAM (SC)	KrishnaKumar
	36	UTHIRAMERUR	Rajiv Ranjan
	37	KANCHEEPURAM	Alok Gupta
VELLORE			
	38	ARAKKONAM (SC)	Makbu Pertin
	39	SHOLINGUR	P.K. Katiyar
	40	KATPADI	S. Suhail Ali
	41	RANIPET	Sadhanand Sonbarsa
	42	ARCOT	Arun Kumar Bal
	43	VELLORE	Subachan Ram
	44	ANAIKATTU	N.K.Poyam
	45	KILVAITHINANKUPPAM (SC)	Ashish Chakra borthy
	46	GUDIYATTAM (SC)	Christina Z Chongthu
	47	VANIYAMBADI	Geetha Mishra
	48	AMBUR	Yogita Rana
	49	JOLARPET	Mrs. Renu Tiwari
	50	TIRUPATTUR	Raja Gopal
KRISHNAGIRI			
	51	UTHANGARAI (SC)	Ms.Shamla Iqbal
	52	BARGUR	Aravind Kumar
	53	KRISHNAGIRI	Baldeo Purushartha
	54	VEPPANAHALLI	Krishna Gopal Mohapatra
	55	HOSUR	Pranabjyoti Nath
	56	THALLI	Narayan Samantaray
DHARMAPURI			
	57	PALACODU	ShahlaNigar
	58	PENNAGARAM	B.C.S. Naik
	59	DHARMAPURI	E.Devadasan
	60	PAPPIREDDIPPATTI	Rabi Ranjan Malik
	61	HARUR (SC)	Prajakta R.Lavangare
TIRUVANNAMALAI			
	62	CHENGAM (SC)	D.S.Pandit
	63	TIRUVANNAMALAI	S.A.S. Navaz
	64	KILPENNATHUR	N.K.Wadhawan
	65	KALASAPAKKAM	Mr. Heeralalwadhvani
	66	POLUR	Ajit Kumar
	67	ARANI	Raj Kishor Chaudhury
	68	CHEYYAR	Vijayalakshmi Prasanna Bidari
	69	VANDEVASI (SC)	P.K. Sharma

ANNEXURE 18.4 (contd.)

No.	Assembly Constituency	Name of the Observer
1	2	3
VILLUPURAM		
70	GINGEE	P.S.Mand
71	MAILAM	Ashish Kumar Varma
72	TINDIVANAM (SC)	P.M.Ali Asgar Pasha
73	VANUR (SC)	Aslam Hussain
74	VILLUPURAM	K.H. Govindharaj
75	VIKRAVANDI	Naba Kumar Mukho Padhyay
76	TIRUKKOYILUR	Sushil Kumar Lohani
77	ULUNDURPETTAI	Naveen Kumar
78	RISHIVANDIYAM	Hage Khoda Shalla
79	SANKARAPURAM	Mr. Yudhistir Sethi
80	KALLAKURICHI (SC)	R.S. Kharb
SALEM		
81	GANGAVALLI (SC)	Ajit Srivastava
82	ATTUR (SC)	Sandeep Raj
83	YERCAUD (ST)	K.G.Raju
84	OMALUR	Ch. Venkaiah Chowdary
85	METTUR	D.R. Bansod
86	EDAPPADI	P. Ravindra Babu
87	SANKARI	Pradeep Kasni
88	SALEM (WEST)	Sumit Mukherjee
89	SALEM (NORTH)	Bolung Siram
90	SALEM (SOUTH)	Inderijt Singh
91	VEERAPANDI	Babu Lal Meena
NAMAKKAL		
92	RASIPURAM (SC)	Satwant Singh
93	SENTHAMANGALAM (ST)	Goutam Kr. Mandal
94	NAMAKKAL	Biju Prabhakar
95	PARAMATHI-VELUR	S.K. Sharma
96	TIRUCHENGODU	Bhushan Ashok Gagarani
97	KUMARAPALAYAM	T.C. Kom
ERODE		
98	ERODE (EAST)	Vivek Pratap Singh
99	ERODE (WEST)	Kalyan Nath
100	MODAKKURICHI	M.S.Jaya
103	PERUNDURAI	Sridhar Kumar Ghosh
104	BHAVANI	Ramesh Dattatraya Devkar
105	ANTHIYUR	Anirudha Rout
106	GOBICHETTIPALAYAM	H.S.Malik
107	BHAVANISAGAR (SC)	Giri Raj Singh

ANNEXURE 18.4 (contd.)

No.	Assembly Constituency	Name of the Observer
1	2	3
TIRUPPUR		
101	DHARAPURAM (SC)	Rampada Biswas
102	KANGAYAM	P.V. Muraleedharan
112	AVANASHI (SC)	Rathan U.Kelkar
113	TIRUPPUR (NORTH)	Binod Kumar
114	TIRUPPUR (SOUTH)	Sanjeev Jaiswal
115	PALLADAM	Ms. Anith Singh
125	UDUMALPET	Vimal Chandra
126	MADATHUKULAM	Debashis Bandyopadhyay
THE NILGIRIS		
108	UDHAGAMANDALAM	Amitabh Joshi
109	GUDALUR (SC)	Patanjali
110	COONOOR	K.Gopalakrisna Bhut
COIMBATORE		
111	METTUPPALAYAM	Karan Singh Rathore
116	SULUR	Mudit Nagpal
117	KAVUNDAMPALAYAM	Diwan Chand
118	COIMBATORE (NORTH)	K.D.K. Varma
119	THONDAMUTHUR	Asheesh Sharma
120	COIMBATORE (SOUTH)	Asvini Kumar Yadav
121	SINGANALLUR	Phateh Singh
122	KINATHUKADAVU	Bhagwati Prasad Gopalika
123	POLLACHI	M P.Bhansal
124	VALPARAI (SC)	Bharat Chandra Saha
DINDIGUL		
127	PALANI	S.S.Bains
128	ODDANCHATRAM	Dipak P. Ripote
129	ATHOOR	V.N.Jithendran
130	NILAKKOTTAI (SC)	Dilip Goyal
131	NATHAM	Vijay Singhal
132	DINDIGUL	Anoop Kumar
133	VEDASANDUR	Subash Chandra Goel
KARUR		
134	ARAVAKURICHI	Dilip Kumar Chakraborty
135	KARUR	Dinesh kumar
136	KRISHNARAYAPURAM (SC)	A.Shajahan
137	KULITHALAI	Gautam Ghosh

ANNEXURE 18.4 (contd.)

No.	Assembly Constituency	Name of the Observer
1	2	3
TIRUCHIRAPPALLI		
138	MANAPPARAI	Sumer Singh Gurjar
139	SRIRANGAM	P.N. Devadasan
140	TIRUCHIRAPPALLI (WEST)	K.Ajaya Kumar
141	TIRUCHIRAPPALLI (EAST)	R. Rajagopalan
142	THIRUVERUMBUR	P.N.Bhapkar
143	LALGUDI	B.C. Patra
144	MANACHANALLUR	Suprabha Dahlya
145	MUSIRI	Indranil Sengupta
146	THURAIYUR (SC)	Nepal Singh Ravi
PERAMBALUR		
147	PERAMBALUR (SC)	Chander Shekhar Talwar
148	KUNNAM	B. Rajaram
ARIYALUR		
149	ARIYALUR	Ashok Kumar Gupta
150	JAYANKONDAM	Dileep Kumar
CUDDALORE		
151	TITTAKUDI (SC)	Dharamvir
152	VRIDDHACHALAM	Dinesh Singh
153	NEYVELI	T.T.Antony
154	PANRUTI	G.M. Kamei
155	CUDDALORE	D.S.Dhokrajurkar
156	KURINJIPADI	Amit Kumar
157	BHUVANAGIRI	ShaliniMishra
158	CHIDAMBARAM	Kamal Chakrabarty
159	KATTUMANNARKOIL (SC)	Ramesh Krishan
NAGAPATTINAM		
160	SIRKAZHI (SC)	Grukirat Kirpal Singh
161	MAYILADUTHURAI	M. Tirumala Kumar
162	POOMPUHAR	Sumana N.Menon
163	NAGAPATTINAM	Laima Chozah
164	KILVELUR (SC)	Maruti Hari Sawant
165	VEDARANYAM	Sathosh Kumar Dubey
THIRUVARUR		
166	THIRUTHURAIPOONDI (SC)	Bibekananda Sarkar
167	MANNARGUDI	Jagjivan K. Garg
168	THIRUVARUR	X.Anil
169	NANNILAM	Prasanta Bhattacharyya

ANNEXURE 18.4 (contd.)

No.	Assembly Constituency	Name of the Observer
1	2	3
THANJAVUR		
170	THIRUVIDAIMARUDUR (SC)	Biswaranjan Samal
171	KUMBAKONAM	Shyam Kumar
172	PAPANASAM	Rupendra Chowdhury
173	THIRUVAIYARU	D. Manoj Kumar
174	THANJAVUR	P.M. Mahajan
175	ORATHANADU	Somesh Kumar Bhattacharya
176	PATTUKKOTTAI	I. Rani Kumudhini
177	PERAVURANI	Kumar Rajeev
PUDUKKOTTAI		
178	GANDHARVAKOTTAI (SC)	K.V. Ramana
179	VIRALIMALAI	Rajasekhar M
180	PUDUKKOTTAI	Rajesh Kumar Sinha
181	THIRUMAYAM	D.P. Singh Kushwah
182	ALANGUDI	Nipun Vinayak
183	ARANTHANGI	Subhash Ranjan Biswas
SIVAGANGA		
184	KARAIKUDI	S.P. Dixit
185	TIRUPPATTUR	P.M.B. Nair
186	SIVAGANGA	Sourab Jain
187	MANAMADURAI (SC)	Subhasis Moitra
MADURAI		
188	MELUR	Anjali Bhawra
189	MADURAI EAST	Ravi Prakash
190	SHOLAVANDAN (SC)	Atish Chandra
191	MADURAI NORTH	K. Dinesh Chakravarthy
192	MADURAI SOUTH	Pankaj Kumar
193	MADURAI CENTRAL	Vilas V. Shinde
194	MADURAI WEST	V. Anil Kumar
195	THIRUPARANKUNDRAM	Bebudhar Dash
196	THIRUMANGALAM	Dilip Raval
197	USILAMPATTI	Bichitrananda Das
THENI		
198	ANDIPATTI	C.P. Tripathi
199	PERIYAKULAM (SC)	Dilip Kumar Rakshit
200	BODINAYAKANUR	Raju Narayanaswamy
201	CUMBUM	Biswar Kumar Nayak

ANNEXURE 18.4 (contd.)

No.	Assembly Constituency	Name of the Observer
1	2	3
VIRUDHUNAGAR		
202	RAJAPALAYAM	Thukaram Haribhau Mundhe
203	SRIVILLIPUTHUR (SC)	D. Sudhakara Rao
204	SATTUR	Ravi Shankar
205	SIVAKASI	N.A. Borkar
206	VIRUDHUNAGAR	Saurabh Vijay
207	ARUPPUKOTTAI	Susit Kumar Biswas
208	TIRUCHULI	M.K.Mahajan
RAMANATHAPURAM		
209	PARAMAKUDI (SC)	Vipin Sharma
210	TIRUVADANAI	Amlan Tribathy
211	RAMANATHAPURAM	Sukumar Ganai
212	MUDHUKULATHUR	Malabika Jha
THOOTHUKKUDI		
213	VILATHIKULAM	Sanjay Kumar
214	THOOTHUKKUDI	T.P. Anwar Ali
215	TIRUCHENDUR	Shravan Pramod Hardikar
216	SRIVAIKUNTAM	P.C. Borkar
217	OTTAPIDARAM (SC)	Alkesh Kumar Sharma
218	KOVILPATTI	Shila Nag
TIRUNELVELI		
219	SANKARANKOVIL (SC)	Dheeraj Kumar
220	VASUDEVANALLUR (SC)	Mansoor Ali Ansari
221	KADAYANALLUR	Teeka Ram Meena
222	TENKASI	R. Sundara Raju
223	ALANGULAM	M.Suburamanyam
224	TIRUNELVELI	Y.S. Reddy
225	AMBASAMUDRAM	Vijay Singh
226	PALAYAMKOTTAI	Ajay Kumar Verma
227	NANGUNERI	Kabindra Nath Khatai
228	RADHAPURAM	A.K. Pathak
KANNIYAKUMARI		
229	KANNIYAKUMARI	Radhika Rastogi
230	NAGERCOIL	Rajeev Benjwal
231	COLACHAL	C.B.S. Venkadarama
232	PADMANABHAPURAM	Om. Prakash Yadav
233	VILAVANCODE	Mohammad Mustafa
234	KILLIYOOR	N.N. Butolia

Micro Observers deployed for General Elections to Tamil Nadu Legislative Assembly, 2011		
Sl.No.	District	No. of Micro Observer deployed
1	Chennai	2945
2	Tiruvallur	739
3	Kancheepuram	713
4	Vellore	390
5	Tiruvannamalai	160
6	Villupuram	500
7	Cuddalore	230
8	Dharmapuri	224
9	Krishnagiri	68
10	Salem	342
11	Namakkal	101
12	Coimbatore	550
13	Erode	232
14	The Nilgiris	458
15	Dindigul	267
16	Theni	200
17	Madurai	666
18	Karur	147
19	Perambalur	247
20	Ariyalur	44
21	Tiruchirapalli	452
22	Nagapattinam	205
23	Tiruvarur	300
24	Thanjavur	448
25	Pudukkottai	103
26	Sivaganga	230
27	Ramanathapuram	103
28	Virudhunagar	235
29	Toothukudi	421
30	Tirunelveli	530
31	Kanniyakumari	278
32	Tiruppur	390
TOTAL		12918

Poll Percentage – Assembly Constituency wise (GETNLA 2011)

Name of District		Assembly Constituency		General Electors						Including Postal Votes			
				Men			Women			Total			
No	Name	Electorate	Voted	%	Electorate	Voted	%	Electorate	Voted	%	Electorate	Voted	%
(1)	(2)	(3)	(4)	(5)	(6)	(7)	(8)	(9)	(10)	(11)	(12)	(13)	(14)
THIRUVALLUR													
1	GUMMIDIPONDI	107141	90603	84.56	108250	88683	81.92	215403	179286	83.23	215442	179722	83.42
2	PONNERI (SC)	101874	83603	82.07	100525	78979	78.57	202427	162582	80.32	202449	162888	80.46
3	TIRUTTANI	117511	95589	81.34	118216	94610	80.03	235742	190199	80.68	236746	191251	80.78
4	THIRUVALLUR	104356	86256	82.66	103488	83651	80.83	207857	169907	81.74	207935	170669	82.08
5	POONAMALLEE (SC)	115756	92837	80.20	113587	88531	77.94	229369	181368	79.07	229462	181733	79.20
6	AVADI	141781	102651	72.40	135729	96658	71.21	277539	199309	71.81	277885	199814	71.91
7	MADURAVOYAL	138524	96667	69.78	130891	89205	68.15	269441	185872	68.98	269513	185961	69.00
8	AMBATTUR	136009	97186	71.46	128846	89774	69.68	264885	186960	70.58	264989	187069	70.60
9	MADAVARAM	139884	105797	75.63	135658	101412	74.76	275578	207209	75.19	275626	207406	75.25
10	THIRUVOTTIYUR	112240	83413	74.32	109141	81257	74.45	221420	164670	74.37	221495	164823	74.41
Total		1215076	934602	76.92	1184331	892760	75.38	2399661	1827362	76.15	2401542	1831336	76.26
CHENNAI													
11	DR.RADHAKRISHNAN NAGAR	97303	69831	71.77	97784	71959	73.59	195120	141790	72.67	195179	141942	72.72
12	PERAMBUR	116667	82479	70.70	115610	79405	68.68	232288	161884	69.69	232344	162166	69.80
13	KOLATHUR	104216	72304	69.38	103679	69592	67.12	207923	141896	68.24	208018	142435	68.47
14	VILLIVAKKAM	96483	66802	69.24	96681	63792	65.98	193177	130594	67.60	193221	130834	67.71
15	THIRU-VI-KA-NAGAR (SC)	90007	62476	69.41	91165	61176	67.10	181180	123652	68.25	181243	123871	68.35
16	EGMORE (SC)	82349	57355	69.65	82368	54608	66.30	164726	111963	67.97	164768	112133	68.06
17	ROYAPURAM	79552	56074	70.49	79748	56182	70.45	159314	112256	70.46	159349	112614	70.67
18	HARBOUR	80010	53102	66.37	72733	44007	60.50	152776	97109	63.56	152817	97201	63.61

Name of District	Assembly Constituency	General Electors						Including Postal Votes					
		Men			Women			Total					
No	Name	Electorate	Voted	%	Electorate	Voted	%	Electorate	Voted	%	Electorate	Voted	%
(1)	(2)	(3)	(4)	(5)	(6)	(7)	(8)	(9)	(10)	(11)	(12)	(13)	(14)
19	CHEPAUK-THIRUVALLIKENI	93614	66398	70.93	93617	63350	67.67	187239	129753	69.30	187305	130009	69.41
20	THOUSAND LIGHTS	99594	69180	69.46	100313	64173	63.97	199949	133353	66.69	200020	133601	66.79
21	ANNA NAGAR	113629	76761	67.55	113089	74553	65.92	226738	151314	66.74	226836	151671	66.86
22	VIRUGAMPAKKAM	109108	73517	67.38	105729	70432	66.62	214864	143949	67.00	214898	144204	67.10
23	SAIDAPET	109644	76379	69.66	109296	77664	71.06	218977	154043	70.35	219038	154408	70.49
24	THIYAGARAYANAGAR	98082	67621	68.94	96725	62042	64.14	194839	129663	66.55	194922	129851	66.62
25	MYLAPORE	106059	73264	69.08	109205	69547	63.68	215278	142811	66.34	215350	142997	66.40
26	VELACHERY	113972	77568	68.06	113181	74611	65.92	227198	152179	66.98	227249	152423	67.07
Total		1590289	1101111	69.24	1580923	1057093	66.87	3171586	2158209	68.05	3172557	2162360	68.16
KANCHEEPURAM													
27	SHOZHINGANALLUR	182555	124036	67.94	175021	116503	66.57	357596	240539	67.27	357660	240598	67.27
28	ALANDUR	121022	86339	71.34	118821	81744	68.80	239846	168083	70.08	239939	168135	70.07
29	SRIPERUMBUDUR (SC)	104738	87704	83.74	105655	84439	79.92	210412	172143	81.81	210457	172263	81.85
30	PALLAVARAM	140532	102806	73.15	137039	97544	71.18	277598	200350	72.17	277671	200483	72.20
31	TAMBARAM	129132	89979	69.68	125723	88093	70.07	254890	178072	69.86	255030	178331	69.93
32	CHENGALPATTU	127449	96511	75.73	124853	90002	72.09	252355	186513	73.91	252409	186986	74.08
33	THIRUPORUR	97350	81812	84.04	94643	76443	80.77	192000	158255	82.42	192007	158641	82.62
34	CHEYUR (SC)	88293	72259	81.84	85554	68581	80.16	173864	140840	81.01	173925	141004	81.07
35	MADURANTAKAM (SC)	90472	75066	82.97	89971	72289	80.35	180456	147355	81.66	180495	147781	81.88
36	UTHIRAMERUR	96753	84729	87.57	97428	82910	85.10	194198	167639	86.32	194258	167949	86.46
37	KANCHEEPURAM	117539	96165	81.82	120235	95486	79.42	237791	191651	80.60	237837	192240	80.83
Total		1295835	997406	76.97	1274943	954034	74.83	2571006	1951440	75.90	2571688	1954411	76.00

(1)	(2)	(3)	(4)	(5)	(6)	(7)	(8)	(9)	(10)	(11)	(12)	(13)	(14)
VELLORE													
38	ARAKKONAM (SC)	89925	72052	80.12	89832	69695	77.58	179757	141747	78.85	180053	142028	78.88
39	SHOLINGUR	106373	85611	80.48	105025	93577	89.10	211398	179188	84.76	211864	179574	84.76
40	KATPADI	93003	74501	80.11	95477	76437	80.06	188480	150938	80.08	190456	151512	79.55
41	RANIPET	98585	78853	79.98	99221	78444	79.06	197806	157297	79.52	198641	157801	79.44
42	ARCOT	103637	86711	83.67	106043	88408	83.37	209680	175119	83.52	211067	175629	83.21
43	VELLORE	94778	69064	72.87	95811	71462	74.59	190589	140526	73.73	191251	140906	73.68
44	ANAIKATTU	92674	73285	79.08	93806	73678	78.54	186480	146963	78.81	188555	147326	78.13
45	KILVAITHINANKUPPAM (SC)	86899	69357	79.81	86794	71280	82.13	173693	140637	80.97	175992	140941	80.08
46	GUDIYATTAM (SC)	104991	80543	76.71	104943	81003	77.19	209934	161546	76.95	210194	162009	77.08
47	VANIYAMBADI	93622	73676	78.70	92920	73475	79.07	186542	147151	78.88	187055	147498	78.85
48	AMBUR	87546	68633	78.40	88521	68300	77.16	176067	136933	77.77	176519	137197	77.72
49	JOLARPET	95827	75722	79.02	94934	80096	84.37	190761	155818	81.68	191688	156517	81.65
50	TIRUPATTUR	91386	74886	81.94	90049	74128	82.32	181435	149014	82.13	181888	149939	82.43
Total		1239246	982894	79.31	1243376	999983	80.42	2482622	1982877	79.87	2495223	1988877	79.71
KRISHNAGIRI													
51	UTHANGARAI (SC)	95261	77543	81.40	91568	75416	82.36	186831	152959	81.87	186855	153475	82.14
52	BARGUR	97736	78731	80.55	94506	79173	83.78	192244	157904	82.14	193531	158420	81.86
53	KRISHNAGIRI	99504	79147	79.54	100383	80318	80.01	199901	159465	79.77	201926	160525	79.50
54	VEPPANAHALLI	95803	81851	85.44	89561	76551	85.47	185365	158402	85.45	185746	158544	85.36
55	HOSUR	119973	90655	75.56	109492	80829	73.82	229467	171484	74.73	229478	172123	75.01
56	THALLI	96383	81995	85.07	87982	72897	82.85	184365	154892	84.01	184376	155259	84.21
Total		604660	489922	81.02	573492	465184	81.11	1178173	955106	81.07	1181912	958346	81.08

Name of District	Assembly Constituency	General Electors									Including Postal Votes		
		Men			Women			Total			Electorate	Voted	%
No	Name	Electorate	Voted	%	Electorate	Voted	%	Electorate	Voted	%			
(1)	(2)	(3)	(4)	(5)	(6)	(7)	(8)	(9)	(10)	(11)	(12)	(13)	(14)
DHARMAPURI													
57	PALACODU	92553	80274	86.73	87439	75667	86.54	179993	155941	86.64	180193	156259	86.72
58	PENNAGARAM	100782	83604	82.96	94583	78291	82.77	195369	161895	82.87	195492	162408	83.08
59	DHARMAPURI	110040	85743	77.92	105797	81561	77.09	215844	167310	77.51	215940	168255	77.92
60	PAPPIREDDIPPATTI	106509	85936	80.68	101897	81908	80.38	208412	167844	80.53	208543	168826	80.96
61	HARUR (SC)	96973	77639	80.06	91661	72078	78.64	188638	149717	79.37	188764	150337	79.64
Total		506857	413196	81.52	481377	389505	80.91	988256	802707	81.22	988932	806085	81.51
TIRUVANNAMALAI													
62	CHENGAM (SC)	106886	89861	84.07	104534	87930	84.12	211420	177791	84.09	211656	178371	84.27
63	TIRUVANNAMALAI	104935	84314	80.35	107359	86946	80.99	212294	171260	80.67	212430	172653	81.28
64	KILPENNATHUR	102420	86296	84.26	102677	86802	84.54	205097	173098	84.40	205491	173682	84.52
65	KALASAPAKKAM	90542	78471	86.67	89043	76896	86.36	179585	155367	86.51	180390	155934	86.44
66	POLUR	98206	83171	84.69	97299	83221	85.53	195505	166392	85.11	196477	166952	84.97
67	ARANI	107055	89909	83.98	108783	90166	82.89	215838	180075	83.43	217677	180512	82.93
68	CHEYEAR	105793	90530	85.57	105215	88179	83.81	211008	178709	84.69	211108	179443	85.00
69	VANDAVASI (SC)	100812	82245	81.58	98091	79776	81.33	198903	162021	81.46	199026	162635	81.72
Total		816649	684797	83.85	813001	679916	83.63	1629650	1364713	83.74	1634255	1370182	83.84
VILLUPURAM													
70	GINGEE	107649	87539	81.32	105579	86271	81.71	213236	173810	81.51	213724	174566	81.68
71	MAILAM	93227	77124	82.73	90295	74000	81.95	183528	151124	82.34	183634	151466	82.48
72	TINDIVANAM (SC)	94342	76889	81.50	94057	75493	80.26	188405	152382	80.88	188461	153240	81.31
73	VANUR (SC)	98970	81225	82.07	97078	77234	79.56	196054	158459	80.82	196094	158682	80.92
74	VILLUPURAM	104416	86018	82.38	104827	85877	81.92	209250	171895	82.15	209392	173077	82.66
75	VIKRAVANDI	94969	77349	81.45	91654	74464	81.24	186627	151813	81.35	186842	152130	81.42

(1)	(2)	(3)	(4)	(5)	(6)	(7)	(8)	(9)	(10)	(11)	(12)	(13)	(14)
76	TIRUKKOYILUR	100713	81020	80.45	95708	77238	80.70	196435	158258	80.57	197599	159145	80.54
77	ULUNDURPETTAI	117127	96233	82.16	111808	94333	84.37	228950	190566	83.23	229056	191064	83.41
78	RISHIVANDIYAM	106698	85858	80.47	100011	85190	85.18	206725	171048	82.74	206830	171416	82.88
79	SANKARAPURAM	106325	83496	78.53	102375	87003	84.98	208710	170499	81.69	208838	171322	82.04
80	KALLAKURICHI (SC)	110663	87287	78.88	106517	90795	85.24	217189	178082	81.99	217252	178930	82.36
	Total	1135099	920038	81.05	1099909	907898	82.54	2235109	1827936	81.78	2237722	1835038	82.00
SALEM													
81	GANGAVALLI (SC)	91438	73938	80.86	91759	75420	82.19	183203	149358	81.53	183269	150051	81.87
82	ATTUR (SC)	97464	78469	80.51	99330	79986	80.53	196796	158455	80.52	196894	159337	80.93
83	YERCAUD (ST)	105318	90537	85.97	104661	88470	84.53	209981	179007	85.25	210158	179509	85.42
84	OMALUR	118012	99072	83.95	109062	89473	82.04	227088	188545	83.03	227342	188998	83.13
85	METTUR	110035	85761	77.94	102553	83258	81.19	212608	169019	79.50	212992	169937	79.79
86	EDAPPADI	112138	96683	86.22	104765	88491	84.47	216907	185174	85.37	217074	185552	85.48
87	SANKARI	110526	95918	86.78	104008	88584	85.17	214549	184502	86.00	214637	185045	86.21
88	SALEM (WEST)	107981	87090	80.65	104374	82193	78.75	212357	169283	79.72	212454	169795	79.92
89	SALEM (NORTH)	109708	82735	75.41	109528	80028	73.07	219254	162763	74.23	219327	163459	74.53
90	SALEM (SOUTH)	109968	87646	79.70	109904	85433	77.73	219891	173080	78.71	219949	173526	78.89
91	VEERAPANDI	102681	91835	89.44	98805	87629	88.69	201493	179464	89.07	201660	179795	89.16
	Total	1175269	969684	82.51	1138749	928965	81.58	2314127	1898650	82.05	2315756	1905004	82.26
NAMAKKAL													
92	RASIPURAM (SC)	97438	81472	83.61	97102	79969	82.36	194540	161441	82.99	194596	162455	83.48
93	SENTHAMANGALAM (ST)	98674	79296	80.36	98950	81470	82.33	197624	160766	81.35	197693	161297	81.59
94	NAMAKKAL	102344	81821	79.95	104352	86893	83.27	206696	168714	81.62	206748	169660	82.06
95	PARAMATHI-VELUR	92249	73933	80.15	94368	77269	81.88	186617	151202	81.02	186699	151953	81.39
96	TIRUCHENGODU	91321	74619	81.71	91266	74744	81.90	182591	149363	81.80	182669	149970	82.10
97	KUMARAPALAYAM	93649	81047	86.54	92759	79622	85.84	186408	160669	86.19	186437	161008	86.36
	Total	575675	472188	82.02	578797	479967	82.92	1154476	952155	82.48	1154842	956343	82.81

Name of District	Assembly Constituency	General Electors									Including Postal Votes		
		Men			Women			Total			Electorate	Voted	%
No	Name	Electorate	Voted	%	Electorate	Voted	%	Electorate	Voted	%			
(1)	(2)	(3)	(4)	(5)	(6)	(7)	(8)	(9)	(10)	(11)	(12)	(13)	(14)
ERODE													
98	ERODE (EAST)	87568	68598	78.34	87778	67161	76.51	175353	135759	77.42	175395	136178	77.64
99	ERODE (WEST)	97166	77730	80.00	95932	74679	77.85	193118	152409	78.92	193170	153193	79.30
100	MODAKKURICHI	93439	77755	83.21	94369	75016	79.49	187809	152771	81.34	187832	153147	81.53
103	PERUNDURAI	89993	77684	86.32	88238	71640	81.19	178241	149326	83.78	178269	149705	83.98
104	BHAVANI	99630	82588	82.89	96445	77497	80.35	196079	160085	81.64	196163	160504	81.82
105	ANTHIYUR	88637	74114	83.62	84971	68616	80.75	173608	142730	82.21	173681	143004	82.34
106	GOBICHETTIPALAYAM	105065	89174	84.88	103913	84567	81.38	208982	173741	83.14	209023	174438	83.45
107	BHAVANISAGAR (SC)	101199	84266	83.27	98260	78939	80.34	199466	163206	81.82	199502	163657	82.03
Total		762697	631909	82.85	749906	598115	79.76	1512656	1230027	81.32	1513035	1233826	81.55
TIRUPPUR													
101	DHARAPURAM (SC)	103008	83025	80.60	102083	78698	77.09	205091	161723	78.85	205145	162499	79.21
102	KANGAYAM	97485	81278	83.37	96079	76681	79.81	193567	157959	81.60	193597	158410	81.82
112	AVANASHI (SC)	97744	80850	82.72	94988	73473	77.35	192735	154323	80.07	192750	154774	80.30
113	TIRUPPUR (NORTH)	113497	85652	75.47	102799	74996	72.95	216304	160648	74.27	216324	160925	74.39
114	TIRUPPUR (SOUTH)	87900	65452	74.46	80001	56774	70.97	167905	122226	72.79	167927	122451	72.92
115	PALLADAM	117815	93413	79.29	110763	83284	75.19	228578	176697	77.30	228611	176976	77.41
125	UDUMALPET	100299	79295	79.06	100087	76919	76.85	200386	156214	77.96	200450	156999	78.32
126	MADATHUKULAM	89026	73452	82.51	87256	69720	79.90	176282	143172	81.22	176351	143730	81.50
Total		806774	642417	79.63	774056	590545	76.29	1580848	1232962	77.99	1581155	1236764	78.22

(1)	(2)	(3)	(4)	(5)	(6)	(7)	(8)	(9)	(10)	(11)	(12)	(13)	(14)
THE NILGIRIS													
108	UDHAGAMANDALAM	85332	62124	72.80	85867	60197	70.10	171199	122321	71.45	172086	122685	71.29
109	GUDALUR (SC)	79888	57208	71.61	79360	56663	71.40	159248	113871	71.51	159402	114316	71.72
110	COONOOR	81206	60436	74.42	83556	60267	72.13	164762	120703	73.26	165620	121250	73.21
Total		246426	179768	72.95	248783	177127	71.20	495209	356895	72.07	497108	358251	72.07
COIMBATORE													
111	METTUPPALAYAM	106421	87400	82.13	105283	83871	79.66	211704	171271	80.90	211799	171946	81.18
116	SULUR	107143	87380	81.55	104346	81760	78.35	211489	169140	79.98	211574	169639	80.18
117	KAVUNDAMPALAYAM	149595	111621	74.62	144982	104744	72.25	294577	216365	73.45	294632	217050	73.67
118	COIMBATORE (NORTH)	112819	79756	70.69	108944	75004	68.85	221763	154760	69.79	221863	155338	70.02
119	THONDAMUTHUR	107620	82103	76.29	105534	77822	73.74	213154	159925	75.03	213185	160248	75.17
120	COIMBATORE (SOUTH)	100697	73500	72.99	99467	69413	69.78	200164	142913	71.40	200261	143369	71.59
121	SINGANALLUR	116422	81788	70.25	113844	76872	67.52	230266	158660	68.90	230350	159148	69.09
122	KINATHUKADAVU	107588	85583	79.55	106914	81691	76.41	214502	167274	77.98	214627	167715	78.14
123	POLLACHI	88322	72075	81.60	88695	69216	78.04	177017	141291	79.82	177052	141811	80.10
124	VALPARAI (SC)	80207	62169	77.51	81862	61893	75.61	162069	124062	76.55	162159	124480	76.76
Total		1076834	823375	76.46	1059871	782286	73.81	2136705	1605661	75.15	2137502	1610744	75.36
DINDIGUL													
127	PALANI	105498	86774	82.25	104273	82502	79.12	209771	169276	80.70	209823	169994	81.02
128	ODDANCHATRAM	98244	84516	86.03	97671	83777	85.77	195915	168293	85.90	195975	168845	86.16
129	ATHOOR	112238	93487	83.29	114150	95776	83.90	226388	189263	83.60	226859	190080	83.79
130	NILAKKOTTAI (SC)	90887	72057	79.28	90250	70884	78.54	181137	142941	78.91	181623	143485	79.00
131	NATHAM	104017	88235	84.83	103249	87611	84.85	207266	175846	84.84	207464	176344	85.00
132	DINDIGUL	95644	73566	76.92	96431	73442	76.16	192077	147008	76.54	192479	147928	76.85
133	VEDASANDUR	105933	84555	79.82	105563	83832	79.41	211496	168387	79.62	211823	168874	79.72
Total		712461	583190	81.86	711587	577824	81.20	1424050	1161014	81.53	1426046	1165550	81.73

Name of District	Assembly Constituency	General Electors									Including Postal Votes		
		Men			Women			Total			Electorate	Voted	%
No	Name	Electorate	Voted	%	Electorate	Voted	%	Electorate	Voted	%			
(1)	(2)	(3)	(4)	(5)	(6)	(7)	(8)	(9)	(10)	(11)	(12)	(13)	(14)
KARUR													
134	ARAVAKURICHI	84190	70262	83.46	86274	75684	87.73	170464	145946	85.62	170483	146509	85.94
135	KARUR	94805	78850	83.17	99404	83568	84.07	194209	162418	83.63	194257	163324	84.08
136	KRISHNARAYAPURAM (SC)	87174	74847	85.86	87571	76365	87.20	174772	151238	86.53	174944	151756	86.75
137	KULITHALAI	89533	79072	88.32	90091	80171	88.99	179624	159243	88.65	179805	159718	88.83
Total		355702	303031	85.19	363340	315788	86.91	719069	618845	86.06	719489	621307	86.35
TIRUCHIRAPPALLI													
138	MANAPPARAI	108490	86326	79.57	107688	86219	80.06	216178	172545	79.82	216436	173252	80.05
139	SRIRANGAM	110308	90150	81.73	110644	89097	80.53	220962	179248	81.12	221157	179635	81.23
140	TIRUCHIRAPPALLI (WEST)	101552	75908	74.75	104042	78076	75.04	205598	153984	74.90	205662	154322	75.04
141	TIRUCHIRAPPALLI (EAST)	99952	75589	75.63	100925	75516	74.82	200899	151113	75.22	200933	151466	75.38
142	THIRUVERUMBUR	105510	75807	71.85	103549	74493	71.94	209082	150317	71.89	209398	150703	71.97
143	LALGUDI	86465	70890	81.99	88265	74696	84.63	174735	145586	83.32	175172	146209	83.47
144	MANACHANALLUR	92772	77662	83.71	93151	78473	84.24	185925	156135	83.98	186109	156440	84.06
145	MUSIRI	92394	74561	80.70	92319	75746	82.05	184713	150307	81.37	184922	150810	81.55
146	THURAIYUR (SC)	89696	71660	79.89	91159	76031	83.40	180855	147691	81.66	180988	148452	82.02
Total		887139	698553	78.74	891742	708347	79.43	1778947	1406926	79.09	1780777	1411289	79.25
PERAMBALUR													
147	PERAMBALUR (SC)	112188	89792	80.04	116147	98267	84.61	228343	188059	82.36	228439	189113	82.78
148	KUNNAM	105238	80816	76.79	107447	93030	86.58	212692	173846	81.74	212789	174429	81.97
Total		217426	170608	78.47	223594	191297	85.56	441035	361905	82.06	441228	363542	82.39

(1)	(2)	(3)	(4)	(5)	(6)	(7)	(8)	(9)	(10)	(11)	(12)	(13)	(14)
ARIYALUR													
149	ARIYALUR	108636	90501	83.31	110039	94723	86.08	218675	185224	84.70	218992	185766	84.83
150	JAYANKONDAM	108081	87732	81.17	107639	91458	84.97	215720	179190	83.07	216216	180057	83.28
Total		216717	178233	82.24	217678	186181	85.53	434395	364414	83.89	435208	365823	84.06
CUDDALORE													
151	TITTAKUDI (SC)	88711	65331	73.64	87013	73460	84.42	175724	138791	78.98	175752	139300	79.26
152	VRIDDHACHALAM	100054	77322	77.28	95780	80323	83.86	195839	157645	80.50	195908	158310	80.81
153	NEYVELI	85486	70398	82.35	80591	66316	82.29	166077	136714	82.32	166099	137411	82.73
154	PANRUTI	97252	80884	83.17	96634	80126	82.92	193886	161010	83.04	193924	161462	83.26
155	CUDDALORE	90834	70450	77.56	91012	70874	77.87	181846	141324	77.72	181920	142124	78.12
156	KURINJIPADI	93381	87652	93.86	88500	69510	78.54	181881	157162	86.41	181914	157605	86.64
157	BHUVANAGIRI	105864	85861	81.11	101605	83911	82.59	207469	169772	81.83	207558	170284	82.04
158	CHIDAMBARAM	96560	73596	76.22	94839	75096	79.18	191399	148692	77.69	191446	149293	77.98
159	KATTUMANNARKOIL (SC)	94158	71159	75.57	87838	72969	83.07	181996	144128	79.19	182058	144830	79.55
Total		852300	682653	80.10	823812	672585	81.64	1676117	1355238	80.86	1676579	1360619	81.15
NAGAPATTINAM													
160	SIRKAZHI (SC)	98295	75929	77.25	96449	77090	79.93	194744	153019	78.57	194824	153710	78.90
161	MAYILADUTHURAI	93889	70455	75.04	90970	70758	77.78	184859	141213	76.39	184990	141901	76.71
162	POOMPUHAR	107702	83580	77.60	104323	85381	81.84	212025	168961	79.69	212106	169532	79.93
163	NAGAPATTINAM	75241	57862	76.90	76569	62424	81.53	151810	120286	79.23	151882	120738	79.49
164	KILVELUR (SC)	70798	59816	84.49	70333	61065	86.82	141131	120881	85.65	141185	121292	85.91
165	VEDARANYAM	77047	62462	81.07	77908	67219	86.28	154955	129681	83.69	155065	130749	84.32
Total		522972	410104	78.42	516552	423937	82.07	1039524	834041	80.23	1040052	837922	80.57

Name of District	Assembly Constituency	General Electors									Including Postal Votes		
		Men			Women			Total			Electorate	Voted	%
No	Name	Electorate	Voted	%	Electorate	Voted	%	Electorate	Voted	%			
(1)	(2)	(3)	(4)	(5)	(6)	(7)	(8)	(9)	(10)	(11)	(12)	(13)	(14)
THIRUVARUR													
166	THIRUTHURAIPOONDI (SC)	97018	75732	78.06	96654	80093	82.87	193672	155825	80.46	193844	156309	80.64
167	MANNARGUDI	102957	79266	76.99	102378	86230	84.23	205335	165496	80.60	205522	166440	80.98
168	THIRUVARUR	104822	83482	79.64	104511	88863	85.03	209337	172347	82.33	209530	173269	82.69
169	NANNILAM	112282	89562	79.77	106382	90579	85.15	218664	180141	82.38	218867	180762	82.59
	Total	417079	328042	78.65	409925	345765	84.35	827008	673809	81.48	827763	676780	81.76
THANJAVUR													
170	THIRUVIDAIMARUDUR (SC)	100487	79803	79.42	96099	80109	83.36	196586	159912	81.34	196663	160502	81.61
171	KUMBAKONAM	100582	80179	79.72	99683	80476	80.73	200265	160655	80.22	200372	161588	80.64
172	PAPANASAM	99267	78498	79.08	98784	81251	82.25	198051	159749	80.66	198200	160207	80.83
173	THIRUVAIYARU	103797	86597	83.43	103295	86599	83.84	207092	173196	83.63	207340	173860	83.85
174	THANJAVUR	99424	72557	72.98	102346	75447	73.72	201770	148004	73.35	202002	149517	74.02
175	ORATHANADU	96550	76834	79.58	96402	81562	84.61	192952	158396	82.09	193265	158772	82.15
176	PATTUKKOTTAI	90672	65631	72.38	96921	80108	82.65	187593	145739	77.69	187627	146433	78.04
177	PERAVURANI	86081	66776	77.57	87192	72957	83.67	173273	139733	80.64	173298	140102	80.84
	Total	776860	606875	78.12	780722	638509	81.78	1557582	1245384	79.96	1558767	1250981	80.25
PUDUKKOTTAI													
178	GANDHARVAKOTTAI (SC)	78486	61847	78.80	74120	60276	81.32	152606	122123	80.03	152708	122484	80.21
179	VIRALIMALAI	81085	68439	84.40	79296	69379	87.49	160381	137818	85.93	160449	138077	86.06
180	PUDUKKOTTAI	88636	68193	76.94	88703	70806	79.82	177344	138999	78.38	177413	140243	79.05
181	THIRUMAYAM	83619	61782	73.89	88266	73261	83.00	171885	135043	78.57	171992	135518	78.79
182	ALANGUDI	84303	65800	78.05	84333	71864	85.21	168636	137664	81.63	168687	138365	82.02
183	ARANTHANGI	84792	59714	70.42	85739	67816	79.10	170531	127530	74.78	170564	128035	75.07
	Total	500921	385775	77.01	500457	413402	82.60	1001383	799177	79.81	1001813	802722	80.13

(1)	(2)	(3)	(4)	(5)	(6)	(7)	(8)	(9)	(10)	(11)	(12)	(13)	(14)
SIVAGANGA													
184	KARAIKUDI	112451	78952	70.21	114257	88940	77.84	226708	167892	74.06	226934	168962	74.45
185	TIRUPPATTUR	107744	79013	73.33	110569	93633	84.68	218313	172646	79.08	218453	173100	79.24
186	SIVAGANGA	105862	71651	67.68	107323	84939	79.14	213185	156590	73.45	214027	157474	73.58
187	MANAMADURAI (SC)	105213	77217	73.39	105022	83851	79.84	210235	161068	76.61	210956	161714	76.66
Total		431270	306833	71.15	437171	351363	80.37	868441	658196	75.79	870370	661250	75.97
MADURAI													
188	MELUR	98740	74803	75.76	99671	84691	84.97	198411	159494	80.39	198652	159930	80.51
189	MADURAI EAST	116359	88918	76.42	116432	90258	77.52	232791	179176	76.97	233061	179886	77.18
190	SHOLAVANDAN (SC)	87088	72130	82.82	86790	72023	82.99	173878	144153	82.90	174634	144415	82.70
191	MADURAI NORTH	97149	70628	72.70	98217	72044	73.35	195366	142672	73.03	195659	143204	73.19
192	MADURAI SOUTH	89458	67553	75.51	89181	67728	75.94	178639	135281	75.73	178736	135473	75.80
193	MADURAI CENTRAL	95969	71899	74.92	96605	71985	74.51	192574	143884	74.72	192815	144262	74.82
194	MADURAI WEST	108137	80517	74.46	105931	79017	74.59	214068	159534	74.52	214423	160060	74.65
195	THIRUPARANKUNDRAM	107469	82197	76.48	105895	80229	75.76	213364	162426	76.13	213775	162630	76.08
196	THIRUMANGALAM	109395	89299	81.63	112401	92648	82.43	221796	181947	82.03	223822	182742	81.65
197	USILAMPATTI	108431	85830	79.16	106939	85956	80.38	215370	171786	79.76	217244	172417	79.37
Total		1018195	783774	76.98	1018062	796579	78.24	2036257	1580353	77.61	2042821	1585019	77.59
THENI													
198	ANDIPATTI	103921	84405	81.22	103863	85798	82.61	207784	170203	81.91	209097	170926	81.74
199	PERIYAKULAM (SC)	100762	79788	79.18	101139	79606	78.71	201907	159396	78.95	203137	160302	78.91
200	BODINAYAKANUR	103314	82435	79.79	102965	84736	82.30	206279	167171	81.04	207412	168332	81.16
201	CUMBUM	106846	80371	75.22	108773	84345	77.54	215619	164716	76.39	216907	165648	76.37
Total		414843	326999	78.82	416740	334485	80.26	831589	661486	79.54	836553	665208	79.52

Name of District	Assembly Constituency	General Electors									Including Postal Votes		
		Men			Women			Total			Electorate	Voted	%
No	Name	Electorate	Voted	%	Electorate	Voted	%	Electorate	Voted	%			
(1)	(2)	(3)	(4)	(5)	(6)	(7)	(8)	(9)	(10)	(11)	(12)	(13)	(14)
VIRUDHUNAGAR													
202	RAJAPALAYAM	92240	73019	79.16	93196	75503	81.02	185437	148522	80.09	185596	149087	80.33
203	SRIVILLIPUTHUR (SC)	95081	75380	79.28	96226	77893	80.95	191308	153273	80.12	192117	153862	80.09
204	SATTUR	91342	74018	81.03	93768	78097	83.29	185110	152115	82.18	185572	152514	82.19
205	SIVAKASI	90360	72914	80.69	91692	74248	80.98	182055	147162	80.83	182125	147647	81.07
206	VIRUDHUNAGAR	84730	66710	78.73	85263	67460	79.12	170007	134170	78.92	170268	134546	79.02
207	ARUPPUKOTTAI	87934	71541	81.36	91154	77186	84.68	179089	148727	83.05	179531	149852	83.47
208	TIRUCHULI	87969	73294	83.32	89450	76378	85.39	177420	149672	84.36	177683	150244	84.56
Total		629656	506876	80.50	640749	526765	82.21	1270426	1033641	81.36	1272892	1037752	81.53
RAMANATHAPURAM													
209	PARAMAKUDI (SC)	102433	69338	67.69	102652	78752	76.72	205100	148090	72.20	205541	148988	72.49
210	TIRUVADANAI	109264	70620	64.63	108521	85047	78.37	217793	155667	71.47	217955	156123	71.63
211	RAMANATHAPURAM	113325	73785	65.11	112775	86549	76.74	226105	160334	70.91	226191	160767	71.08
212	MUDHUKULATHUR	129198	83078	64.30	127508	93701	73.49	256713	176779	68.86	257118	177625	69.08
Total		454220	296821	65.35	451456	344049	76.21	905711	640870	70.76	906805	643503	70.96
THOOTHUKKUDI													
213	VILATHIKULAM	87483	64907	74.19	87508	68121	77.85	174991	133028	76.02	175367	133330	76.03
214	THOOTHUKKUDI	106494	78717	73.92	105975	77623	73.25	212469	156340	73.58	212628	156991	73.83
215	TIRUCHENDUR	92403	68303	73.92	97548	77100	79.04	189951	145403	76.55	189982	146294	77.00
216	SRIVAIKUNTAM	85558	63297	73.98	90101	68528	76.06	175659	131825	75.05	175769	132309	75.27
217	OTTAPIDARAM (SC)	83967	63244	75.32	82910	62954	75.93	166877	126198	75.62	167524	126461	75.49
218	KOVLIPATTI	89920	63452	70.56	90513	66854	73.86	180433	130306	72.22	181097	130844	72.25
Total		545825	401920	73.64	554555	421180	75.95	1100380	823100	74.80	1102367	826229	74.95

(1)	(2)	(3)	(4)	(5)	(6)	(7)	(8)	(9)	(10)	(11)	(12)	(13)	(14)
TIRUNELVELI													
219	SANKARANKOVIL (SC)	95393	70246	73.64	95253	73706	77.38	190646	143952	75.51	191012	144627	75.72
220	VASUDEVANALLUR (SC)	93420	68492	73.32	92020	73135	79.48	185440	141627	76.37	185683	142156	76.56
221	KADAYANALLUR	108441	76275	70.34	106212	85560	80.56	214654	161835	75.39	214997	162265	75.47
222	TENKASI	107777	83910	77.86	107350	85245	79.41	215128	169155	78.63	215324	170165	79.03
223	ALANGULAM	100375	79296	79.00	103356	85057	82.30	203731	164353	80.67	203826	165171	81.04
224	TIRUNELVELI	102880	78457	76.26	102112	78474	76.85	204998	156931	76.55	205146	157336	76.69
225	AMBASAMUDRAM	96156	71031	73.87	97396	73826	75.80	193552	144857	74.84	193734	145461	75.08
226	PALAYAMKOTTAI	98676	66922	67.82	99003	67727	68.41	197681	134649	68.11	197857	135947	68.71
227	NANGUNERI	95159	69414	72.95	95459	72945	76.42	190618	142359	74.68	190748	142869	74.90
228	RADHAPURAM	97996	66952	68.32	96985	71539	73.76	194981	138491	71.03	195099	139006	71.25
Total		996273	730995	73.37	995146	767214	77.10	1991429	1498209	75.23	1993426	1505003	75.50
KANNIYAKUMARI													
229	KANNIYAKUMARI	120364	88777	73.76	117045	90640	77.44	237431	179417	75.57	237865	180313	75.80
230	NAGERCOIL	105397	73527	69.76	104158	72826	69.92	209559	146353	69.84	209685	147170	70.19
231	COLACHAL	115859	68278	58.93	109976	76541	69.60	225839	144819	64.12	226321	145496	64.29
232	PADMANABHAPURAM	104828	69864	66.65	100728	73990	73.46	205565	143858	69.98	206399	144448	69.98
233	VILAVANCODE	103544	70820	68.40	102585	72435	70.61	206141	143255	69.49	207644	144049	69.37
234	KILLIYOOR	107950	63179	58.53	103932	72628	69.88	211890	135807	64.09	213668	136684	63.97
Total		657942	434445	66.03	638424	459060	71.91	1296425	893509	68.92	1301582	898160	69.01
GRAND TOTAL		23655187	18379034	77.70	23393226	18377708	78.56	47049852	36756817	78.12	47117767	36886226	78.29

Annexure 20.1

Location of Counting Centre
General Elections to Tamil Nadu Legislative Assembly, 2011

Sl. No.	Name of the Assembly Constituency	Name of the Counting Centres
THIRUVALLUR		
1	GUMMIDIPOONDI	Sri Venkateswara College of Engineering and Technology, Tirupatchur, Tiruvallur
2	PONNERI (SC)	
3	TIRUTTANI	
4	THIRUVALLUR	
5	POONAMALLEE (SC)	Sri Ram Polytechnic, Perumalpattu
6	AVADI	
7	MADURAVOYAL	Sri Ram College of Arts and Science, Perumalpattu
8	AMBATTUR	Sri Ram Engineering College, Perumalpattu
9	MADAVARAM	
10	THIRUVOTTIYUR	
CHENNAI		
11	DR.RADHAKRISHNANNAGAR	Queen Mary's College for Women, Kamarajar Salai, Chennai
12	PERAMBUR	Loyolo College, Nungambakkam, Chennai
13	KOLATHUR	
14	VILLIVAKKAM	
15	THIRU-VI-KA-NAGAR (SC)	
16	EGMORE (SC)	Queen Mary's College for Women Kamarajar Salai, Chennai
17	ROYAPURAM	
18	HARBOUR	
19	CHEPAUK-THIRUVALLIKENI	
20	THOUSANDLIGHTS	Loyolo College, Nungambakkam, Chennai
21	ANNA NAGAR	College of Engineering, Anna University, Guindy, Chennai
22	VIRUGAMPAKKAM	
23	SAIDAPET	
24	THIYAGARAYANAGAR	
25	MYLAPORE	
26	VELACHERY	

Annexure 20.1 (contd.)

Sl. No.	Name of the Assembly Constituency	Name of the Counting Centres
KANCHEEPURAM		
27	SHOZHINGANALLUR	Mohamed Sathak College of Arts & Science, Sholinganallur
28	ALANDUR	Montfort Matriculation Higher Secondary School, St. Thomas Mount, Chennai
29	SRIPERUMBUDUR(SC)	Rajalakshmi Engineering, Thandalam, Sriperumbudur
30	PALLAVARAM	Montfort Technical Institute, Montfort Matriculation Higher Secondary School, St. Thomas Mount, Chennai
31	TAMBARAM	Madras Christian College, Tambaram, Chennai
32	CHENGALPATTU	Vidhyasagar Women's College, Vedanarayanapuram Village, Chengalpattu
33	THIRUPORUR	
34	CHEYUR(SC)	Sowbagmal Sowcar Government Girls Higher Secondary school, Madhuranthagam.
35	MADURANTAKAM(SC)	
36	UTHIRAMERUR	Pallavan College of Engineering, Kancheepuram
37	KANCHEEPURAM	
VELLORE		
38	ARAKKONAM(SC)	Ranipettai Engineering College, Thenkadapanthangal village, Wallaja
39	SHOLINGUR	
40	KATPADI	Thanthai Periyar EVR Government Institute of Technology, Thorapadi, Vellore
41	RANIPET	Ranipettai Engineering College, Thenkadapanthangal village, Wallaja
42	ARCOT	
43	VELLORE	Thanthai Periyar EVR Government Institute of Technology, Thorapadi, Vellore
44	ANAIKATTU	
45	KILVAITHINANKUPPAM(SC)	
46	GUDIYATTAM(SC)	Thanthai Periyar EVR Government Polytechnic, Thorapadi, Vellore
47	VANIYAMBADI	Maruthar Kesari Jain College for Women, Vaniyambadi
48	AMBUR	
49	JOLARPET	
50	TIRUPATTUR	

Annexure 20.1 (contd.)

Sl. No.	Name of the Assembly Constituency	Name of the Counting Centres
KRISHNAGIRI		
51	UTHANGARAI (SC)	Government Polytechnic, Krishnagiri
52	BARGUR	
53	KRISHNAGIRI	
54	VEPPANAHALLI	
55	HOSUR	
56	THALLI	
DHARMAPURI		
57	PALACODU	Dharmapuri Govt. Arts College, Dharmapuri
58	PENNAGARAM	
59	DHARMAPURI	
60	PAPPIREDDIPPATTI	
61	HARUR (SC)	
TIRUVANNAMALAI		
62	CHENGAM (SC)	Government Boys Hr. Sec. School, Chengam
63	TIRUVANNAMALAI	Shanmuga Industries Govt Hr. Sec. School, Tiruvannamalai
64	KILPENNATHUR	
65	KALASAPAKKAM	Govt. Boys Hr. Sec. School, Polur
66	POLUR	
67	ARANI	Arignar Anna Govt. Arts College, Cheyyar
68	CHEYYAR	
69	VANDEVASI (SC)	
VILLUPURAM		
70	GINGEE	Sri Rangaboopathy Engineering College, Alampoondi village, Gingee
71	MAILAM	Mont Fort Matriculation Higher Secondary School, Tindivanam
72	TINDIVANAM (SC)	St. Joseph ITI, Tindivanam
73	VANUR (SC)	Sri. Aravindar Arts & Science College, Agasampattu, Vanur
74	VILLUPURAM	Sri Ramakrishna Vidiyalaya Matric Higher Secondary School, Villupuram
75	VIKRAVANDI	
76	TIRUKKOYILUR	Lakshmi Vidhyalaya Matriculation School, Arakandanallur
77	ULUNDURPETTAI	Annai Therasa College of Engineering, Tirunavalur
78	RISHIVANDIYAM	Tamil Nadu Regulated Marketing Committee, Kallakurichi
79	SANKARAPURAM	
80	KALLAKURICHI (SC)	Dr. R.K. Shanmugam Arts & Science College, Indhili Village, Kallakurichi

Annexure 20.1 (contd.)

Sl. No.	Name of the Assembly Constituency	Name of the Counting Centres
SALEM		
81	GANGAVALLI (SC)	Golden Polytechnic College, Manjini Gate, Nadavulur North Village, Gangavalli
82	ATTUR (SC)	Government Girls Higher Secondary School, Attur
83	YERCAUD (ST)	C.S.I. Polytechnic, Salem
84	OMALUR	Government Engineering College, Karuppur, Salem
85	METTUR	Kavery Institute of Technology, Kavery Educational Institutions, Mecheri
86	EDAPPADI	Government Boys Higher Secondary School, Edappady
87	SANKARI	Government Girls Higher Secondary School, Sankari
88	SALEM (WEST)	Government Engineering College, Karuppur, Salem
89	SALEM (NORTH)	CSI Polytechnic College, Hasthampatti, Salem
90	SALEM (SOUTH)	Thiyagarajar Polytechnic College, Salem
91	VEERAPANDI	Salem Polytechnic College, Gajjalnaickenpatti, Salem
NAMAKKAL		
92	RASIPURAM (SC)	Vivekanandha College of Engineering for Women, Elayampalayam, Tiruchengode
93	SENTHAMANGALAM (ST)	
94	NAMAKKAL	
95	PARAMATHI-VELUR	
96	TIRUCHENGODU	
97	KUMARAPALAYAM	
ERODE		
98	ERODE (EAST)	IRTT Engineering College, Chithode, Erode
99	ERODE (WEST)	
100	MODAKKURICHI	
103	PERUNDURAI	
104	BHAVANI	
105	ANTHIYUR	Gopichettipalayam Arts & Science College, Gobichettipalayam
106	GOBICHETTIPALAYAM	
107	BHAVANISAGAR (SC)	
THE NILGIRIS		
108	UDHAGAMANDALAM	Government Polytechnic, Udhagamandalam
109	GUDALUR (SC)	
110	COONOOR	

Annexure 20.1 (contd.)

Sl. No.	Name of the Assembly Constituency	Name of the Counting Centres
TIRUPPUR		
101	DHARAPURAM (SC)	LRG Govt Arts College for Women, Thennampalayam, Tiruppur
102	KANGAYAM	
112	AVANASHI (SC)	
113	TIRUPPUR (NORTH)	
114	TIRUPPUR (SOUTH)	
115	PALLADAM	
125	UDUMALPET	
126	MADATHUKULAM	
COIMBATORE		
111	METTUPPALAYAM	Government College of Technology, Thadagam Road, Coimbatore
116	SULUR	
117	KAVUNDAMPALAYAM	
118	COIMBATORE (NORTH)	
119	THONDAMUTHUR	
120	COIMBATORE (SOUTH)	
121	SINGANALLUR	
122	KINATHUKADAVU	
123	POLLACHI	
124	VALPARAI (SC)	
DINDIGUL		
127	PALANI	P.S.N.A. College of Engineering, Silvarpatty, Dindigul
128	ODDANCHATRAM	
129	ATHOOR	
130	NILAKKOTTAI (SC)	
131	NATHAM	
132	DINDIGUL	
133	VEDASANDUR	

Annexure 20.1 (contd.)

Sl. No.	Name of the Assembly Constituency	Name of the Counting Centres
KARUR		
134	ARAVAKURICHI	M.Kumarasamy College of Engineering, Thalavapalayam, Karur
135	KARUR	
136	KRISHNARAYAPURAM(SC)	
137	KULITHALAI	
TIRUCHIRAPPALLI		
138	MANAPPARAI	Saranathan College of Engineering, Panjapur, Srirangam
139	SRIRANGAM	
140	TIRUCHIRAPPALLI (WEST)	
141	TIRUCHIRAPPALLI (EAST)	
142	TIRUVERUMBUR	K. Ramakrishnan College of Technology, Samayapuram
143	LALGUDI	
144	MANACHANALLUR	
145	MUSIRI	
146	THURAIYUR (SC)	
PERAMBALUR		
147	PERAMBALUR (SC)	Dhanalakshmi Srinivasan Polytechnic, Perambalur
148	KUNNAM	Dhanalakshmi Srinivasan College of Nursing, Perambalur
ARIYALUR		
149	ARIYALUR	Multi Office Complex, Ariyalur
150	JAYANKONDAM	
CUDDALORE		
151	TITTAKUDI (SC)	Thiru Kolanjiyappar Government Arts College, Vridhachalam
152	VRIDDHACHALAM	
153	NEYVELI	Periyar Govt Arts & Science College, Devanampattinam, Cuddalore
154	PANRUTI	
155	CUDDALORE	
156	KURINJIPADI	
157	BHUVANAGIRI	Sri Devi Karumariyamman Govt. Arts College, C.Mutlur, Chidambaram
158	CHIDAMBARAM	
159	KATTUMANNARKOIL (SC)	

Annexure 20.1 (contd.)

Sl. No.	Name of the Assembly Constituency	Name of the Counting Centres
NAGAPATTINAM		
160	SIRKAZHI (SC)	A.V.C. Polytechnic, Mannampandal, Mayiladuthurai
161	MAYILADUTHURAI	
162	POOMPUHAR	
163	NAGAPATTINAM	E.G.S. Pillai College, Nagapattinam
164	KILVELUR (SC)	E.G.S. Pillai Engineering College, Nagapattinam
165	VEDARANYAM	E.G.S.Pillai Arts & Science College, Nagapattinam
THIRUVARUR		
166	THIRUTHURAIPOONDI (SC)	Thiru. Vi.Ka. Government Arts College, Tiruvarur
167	MANNARGUDI	
168	THIRUVARUR	
169	NANNILAM	
THANJAVUR		
170	THIRUVIDAIMARUDUR (SC)	Little Flower Higher Secondary School, Kumbakonam
171	KUMBAKONAM	Government Arts College (Autonomous), Kumbakonam
172	PAPANASAM	The Little Flower Elementary School, Kumbakonam
173	THIRUVAIYARU	Kundavai Nachiyar Govt. Arts College for Women, Thanjavur
174	THANJAVUR	
175	ORATHANADU	
176	PATTUKKOTTAI	Regional Institute of Rural Development, Pattukottai
177	PERAVURANI	Govt. Boys Higher Secondary School, Pattukottai
PUDUKKOTTAI		
178	GANDHARVAKOTTAI(SC)	Government Arts College for Women, Pudukottai
179	VIRALIMALAI	
180	PUDUKKOTTAI	
181	THIRUMAYAM	
182	ALANGUDI	
183	ARANTHANGI	
SIVAGANGA		
184	KARAIKUDI	Alagappa College of Engineering and Technology, Karaikudi
185	TIRUPPATTUR	
186	SIVAGANGA	
187	MANAMADURAI (SC)	

Annexure 20.1 (contd.)

Sl. No.	Name of the Assembly Constituency	Name of the Counting Centres
MADURAI		
188	MELUR	Madurai Medical College, Madurai
189	MADURAI EAST	
190	SHOLAVANDAN (SC)	
191	MADURAI NORTH	
192	MADURAI SOUTH	
193	MADURAI CENTRAL	
194	MADURAI WEST	
195	THIRUPARANKUNDRAM	Tamil Nadu Government Polytechnic, Madurai
196	THIRUMANGALAM	
197	USILAMPATTI	S. Vellaichamy Nadar College, Madurai
THENI		
198	ANDIPATTI	Theni Kammavar Sangam Polytechnic College, Koduvilarpatti, Theni
199	PERIYAKULAM (SC)	
200	BODINAYAKANUR	
201	CUMBUM	
VIRUDHUNAGAR		
202	RAJAPALAYAM	Virudhunagar Hindu Nadars' Senthikumara Nadar College, Virudhunagar
203	SRIVILLIPUTHUR (SC)	
204	SATTUR	S. Vellaichamy Nadar Polytechnic, Virudhunagar
205	SIVAKASI	
206	VIRUDHUNAGAR	
207	ARUPPUKKOTTAI	
208	TIRUCHULI	Virudhunagar Hindu Nadars' Senthikumara Nadar College, Virudhunagar
RAMANATHAPURAM		
209	PARAMAKUDI (SC)	Syed Ammal Engineering College, Ramanathapuram
210	TIRUVADANAI	
211	RAMANATHAPURAM	
212	MUDHUKULATHUR	

Annexure 20.1 (contd.)

Sl. No.	Name of the Assembly Constituency	Name of the Counting Centres
THOOTHUKKUDI		
213	VILATHIKULAM	Government Polytechnic, Thoothukudi
214	THOOTHUKKUDI	
215	TIRUCHENDUR	
216	SRIVAIKUNTAM	
217	OTTAPIDARAM (SC)	
218	KOVILPATTI	
TIRUNELVELI		
219	SANKARANKOVIL (SC)	S. Veerasamy Chettiar College of Engineering and Technology, Puliyangudi
220	VASUDEVANALLUR (SC)	
221	KADAYANALLUR	Sri Parasakthi Women's College, Courtalam
222	TENKASI	
223	ALANGULAM	Government Engineering College, Tirunelveli
224	TIRUNELVELI	
225	AMBASAMUDRAM	
226	PALAYAMKOTTAI	
227	NANGUNERI	
228	RADHAPURAM	
KANNIYAKUMARI		
229	KANNIYAKUMARI	Government Polytechnic, Konam, Nagercoil
230	NAGERCOIL	
231	COLACHAL	
232	PADMANABHAPURAM	
233	VILAVANCODE	
234	KILLIYOOR	

Annexure 20.2

Details of Assembly Constituencies regarding which declaration of Results was delayed due to technical malfunction / Non-Pressing of Closure Button in one/few Polling Stations during General Elections to Tamil Nadu Legislative Assembly, 2011

No. & Name of Assembly Constituency	Details of polling stations
008-Ambattur	249G
013-Kolathur	52AW, 53AW, 105M, 123AW, 125M
039-Sholingur	222
063-Tiruvannamalai	135
067-Arani	13,27,28
129-Athoor	17
139-Srirangam	191
177-Peravurani	52 and 47
181-Thirumayam	206,212
185-Tiruppattur	135,252,259 and 266
188-Melur	3AV, 36AV, 89AV,163AV,184AV, 201AV and 216AV
189-Madurai East	85 (W)
191-Madurai North	141AV
194-Madurai West	30
223-Alangulam	112

TNLA-2011 Results- Winner and Runner Details

AC No.	AC Name	Winner				Runner				Margin
		Candidate Name	Winner Party	Votes Secured	% of Votes Secured	Runner Candidate	Runner Party	Votes Secured	% of Votes Secured	
1	Gummidipoondi	SEKAR. C.H	Desiya Murpokku Dravida Kazhagam	97708	54.40	SEKAR. K.N	Pattali Makkal Katchi	68452	38.11	29256
2	Ponneri (SC)	PON. RAJA	All India Anna Dravida Munnetra Kazhagam	93624	57.50	MANIMEKALAI. A	Dravida Munnetra Kazhagam	62354	38.29	31270
3	Tiruttani	ARUN SUBRAMANIAN. M	Desiya Murpokku Dravida Kazhagam	95918	50.16	RAMAN. E.S.S	Indian National Congress	71988	37.64	23930
4	Tiruvallur	RAMANAA. B.V	All India Anna Dravida Munnetra Kazhagam	91337	53.69	SHIVAJI. E.A.P	Dravida Munnetra Kazhagam	67689	39.79	23648
5	Poonamallee (SC)	MANIMARAN. R	All India Anna Dravida Munnetra Kazhagam	99097	54.59	KANCHI GV MATHIAZHAGAN	Indian National Congress	57678	31.77	41419
6	Avadi	ABDUL RAHIM. S	All India Anna Dravida Munnetra Kazhagam	110102	55.18	DHAMOTHARAN. R	Indian National Congress	66864	33.51	43238
7	Maduravoyal	BEEM RAO. G	Communist Party of India (Marxist)	96844	52.09	SELVAM. K	Pattali Makkal Katchi	72833	39.17	24011
8	Ambattur	VEDHACHALAM. S	All India Anna Dravida Munnetra Kazhagam	99330	53.30	RANGANATHAN. B	Dravida Munnetra Kazhagam	76613	41.11	22717
9	Madhavaram	MOORTHY. V	All India Anna Dravida Munnetra Kazhagam	115468	55.69	KANIMOZHI. N.S	Dravida Munnetra Kazhagam	80703	38.93	34765
10	Tiruvottiyur	KUPPAN. K	All India Anna Dravida Munnetra Kazhagam	93944	57.03	SAMY. K.P.P	Dravida Munnetra Kazhagam	66653	40.47	27291
11	Dr.Radhakrishnan Nagar	VETRIIVEL. P	All India Anna Dravida Munnetra Kazhagam	83777	59.02	SEKARBABU. P.K	Dravida Munnetra Kazhagam	52522	37.00	31255
12	Perambur	SOUNDARARAJAN. A	Communist Party of India (Marxist)	84668	52.26	DHANAPALAN. N.R	Dravida Munnetra Kazhagam	67245	41.50	17423
13	Kolathur	STALIN. M.K	Dravida Munnetra Kazhagam	68677	48.35	SAIDAI. SA. DURAISAMY	All India Anna Dravida Munnetra Kazhagam	65943	46.43	2734
14	Villivakkam	PRABHAKAR. J.C.D	All India Anna Dravida Munnetra Kazhagam	68612	52.44	Prof. ANBAZHAGAN. K	Dravida Munnetra Kazhagam	57830	44.20	10782
15	Thiru-Vi-Ka-Nagar (SC)	NEELAKANDAN. V	All India Anna Dravida Munnetra Kazhagam	72887	58.87	NATESAN. C. Dr.	Indian National Congress	43546	35.17	29341
16	Egmore (SC)	NALLATHAMBI. K	Desiya Murpokku Dravida Kazhagam	51772	46.23	PARITHI ELLAMVAZHUTHI	Dravida Munnetra Kazhagam	51570	46.05	202

AC No.	AC Name	Winner				Runner				Margin
		Candidate Name	Winner Party	Votes Secured	% of Votes Secured	Runner Candidate	Runner Party	Votes Secured	% of Votes Secured	
17	Royapuram	JAYAKUMAR. D	All India Anna Dravida Munnetra Kazhagam	65099	57.89	MANOHAR. R	Indian National Congress	43727	38.88	21372
18	Harbour	KARUPPIAH. PALA	All India Anna Dravida Munnetra Kazhagam	53920	55.89	ALTAF HUSSAIN	Dravida Munnetra Kazhagam	33603	34.83	20317
19	Chepauk-Thiruvallikeni	ANBAZHAGAN. J	Dravida Munnetra Kazhagam	64191	49.44	THAMEEMUN ANSARI. M	Manithaney Makkal Katchi	54988	42.35	9203
20	Thousand Lights	VALARMATHI. B	All India Anna Dravida Munnetra Kazhagam	67522	50.55	HASAN MOHAMED JINNAH	Dravida Munnetra Kazhagam	59930	44.87	7592
21	Anna Nagar	GOKULA INDIRA. S	All India Anna Dravida Munnetra Kazhagam	88954	58.67	ARIVAZHAGAN. V.K	Indian National Congress	52364	34.54	36590
22	Virugampakkam	PARTHA SARATHY. B	Desiya Murpokku Dravida Kazhagam	71524	49.65	THANASEKARAN. K	Dravida Munnetra Kazhagam	57430	39.86	14094
23	Saidapet	SENTHAMIZHAN. G	All India Anna Dravida Munnetra Kazhagam	79856	51.78	MAGESH KUMAAR. M	Dravida Munnetra Kazhagam	67785	43.95	12071
24	Thiyagarayanagar	KALAIRAJAN. V.P	All India Anna Dravida Munnetra Kazhagam	75883	58.48	CHELLAKUMAR. A	Indian National Congress	43421	33.46	32462
25	Mylapore	RAJALAKSHMI. R	All India Anna Dravida Munnetra Kazhagam	80063	56.03	THANGKABALU. K.V	Indian National Congress	50859	35.60	29204
26	Velachery	ASHOK. M.K	All India Anna Dravida Munnetra Kazhagam	82145	53.91	JAYARAMAN. M	Pattali Makkal Katchi	50425	33.10	31720
27	Shozhinganallur	KANDAN. K.P	All India Anna Dravida Munnetra Kazhagam	145385	60.43	BALAJI. S.S	Viduthalai Chiruthaigal Katchi	78413	32.59	66972
28	Alandur	RAMACHANDRAN. S	Desiya Murpokku Dravida Kazhagam	76537	45.52	GHAYATHRI DEVI. Dr. K	Indian National Congress	70783	42.10	5754
29	Sriperumbudur (SC)	PERUMAL. R	All India Anna Dravida Munnetra Kazhagam	101751	59.07	YASODHA. D	Indian National Congress	60819	35.31	40932
30	Pallavaram	DHANSINGH P.	All India Anna Dravida Munnetra Kazhagam	105631	52.70	ANBARASAN. T.M	Dravida Munnetra Kazhagam	88257	44.03	17374
31	Tambaram	CHINNEYAH. T.K.M	All India Anna Dravida Munnetra Kazhagam	91702	51.45	RAJA. S.R	Dravida Munnetra Kazhagam	77718	43.61	13984
32	Chengalpattu	MURUGESAN. D	Desiya Murpokku Dravida Kazhagam	83297	44.58	RANGASWAMY. V.G	Pattali Makkal Katchi	83006	44.42	291
33	Thiruporur	MANOHARAN. K	All India Anna Dravida Munnetra Kazhagam	84169	53.06	ARUMUGAM. K	Pattali Makkal Katchi	65881	41.53	18288

Annexure 20.3 (contd.)

AC No.	AC Name	Winner				Runner				Margin
		Candidate Name	Winner Party	Votes Secured	% of Votes Secured	Runner Candidate	Runner Party	Votes Secured	% of Votes Secured	
34	Cheyyur (SC)	RAJI. V.S	All India Anna Dravida Munnetra Kazhagam	78307	55.59	PARVENTHAN. D	Viduthalai Chiruthaigal Katchi	51723	36.72	26584
35	Madurantakam (SC)	KANITHA. S	All India Anna Dravida Munnetra Kazhagam	79256	53.64	JAYAKUMAR Dr. K.	Indian National Congress	60762	41.13	18494
36	Uthiramerur	GANESAN. P	All India Anna Dravida Munnetra Kazhagam	86912	51.75	PONKUMAR	Dravida Munnetra Kazhagam	73146	43.55	13766
37	Kancheepuram	SOMASUNDARAM. V	All India Anna Dravida Munnetra Kazhagam	102710	53.43	ULAGARAKSHAGAN. P.S	Pattali Makkal Katchi	76993	40.05	25717
38	Arakkonam (SC)	RAVI. S	All India Anna Dravida Munnetra Kazhagam	79409	55.94	SELLAPANDIAN. S	Viduthalai Chiruthaigal Katchi	53172	37.46	26237
39	Sholingur	MANOGAR. P.R	Desiya Murpokku Dravida Kazhagam	69963	38.98	MUNIRATHINAM. A.M	Independent	60925	33.94	9038
40	Katpadi	DURAIMURUGAN	Dravida Munnetra Kazhagam	75064	49.55	APPU. S.R.K (A) RADHAKRISHNAN. S	All India Anna Dravida Munnetra Kazhagam	72091	47.59	2973
41	Ranipet	MOHAMMED JOHN. A	All India Anna Dravida Munnetra Kazhagam	83834	53.14	GANDHI. R	Dravida Munnetra Kazhagam	69633	44.14	14201
42	Arcot	SRINIVASAN. R	All India Anna Dravida Munnetra Kazhagam	93258	53.11	ELAVAZAGAN. K.L	Pattali Makkal Katchi	74005	42.14	19253
43	Vellore	VIJAY. Dr. V.S	All India Anna Dravida Munnetra Kazhagam	71522	50.82	GNANASEKAR. C	Indian National Congress	56346	40.04	15176
44	Anaikattu	KALAI ARASU. M	Pattali Makkal Katchi	80233	54.51	VELU. V.B	Desiya Murpokku Dravida Kazhagam	52330	35.55	27903
45	Kilvaithinankuppam (SC)	THAMIZHARASAN. C.K	All India Anna Dravida Munnetra Kazhagam	72002	51.12	SEETHARAMAN. K	Dravida Munnetra Kazhagam	62242	44.19	9760
46	Gudiyattam (SC)	LINGAMUTHU. K	Communist Party of India	79416	49.07	RAJAMARTHANDAN. K	Dravida Munnetra Kazhagam	73574	45.46	5842
47	Vaniyambadi	SAMPATH KUMAR .GOVI	All India Anna Dravida Munnetra Kazhagam	80563	54.65	ABDUL BASITH. H	Dravida Munnetra Kazhagam	62338	42.29	18225
48	Ambur	ASLAM BASHA. A	Manithaneya Makkal Katchi	60361	44.23	VIJAY ELANCHEZIAN. J	Indian National Congress	55270	40.50	5091
49	Jolarpet	VEERAMANI. K.C	All India Anna Dravida Munnetra Kazhagam	86273	55.13	PONNUSAMY. G	Pattali Makkal Katchi	63337	40.47	22936
50	Tirupattur	RAMESH. K.G	All India Anna Dravida Munnetra Kazhagam	82895	55.31	RAJENDRAN. S	Dravida Munnetra Kazhagam	61103	40.77	21792
51	Uthangarai (SC)	MANORANJITHAM	All India Anna Dravida Munnetra Kazhagam	90381	58.92	MUNIYAMMAL	Viduthalai Chiruthaigal Katchi	51223	33.39	39158

AC No.	AC Name	Winner				Runner				Margin
		Candidate Name	Winner Party	Votes Secured	% of Votes Secured	Runner Candidate	Runner Party	Votes Secured	% of Votes Secured	
52	Bargur	KRISHNAMOORTHY. K.E	All India Anna Dravida Munnetra Kazhagam	88711	56.21	RAJA. T.K	Pattali Makkal Katchi	59271	37.55	29440
53	Krishnagiri	MUNUSAMY. K.P	All India Anna Dravida Munnetra Kazhagam	89776	55.98	SYED GHIYAS UL HAQ	Indian National Congress	60679	37.83	29097
54	Veppanahalli	SENGUTTUVAN. T	Dravida Munnetra Kazhagam	71471	45.09	KANDAN @ MURUGESAN. S.M	Desiya Murpokku Dravida Kazhagam	63867	40.29	7604
55	Hosur	GOPINATH. K	Indian National Congress	65034	37.79	JOHN TIMOTHY. S	Desiya Murpokku Dravida Kazhagam	50882	29.56	14152
56	Thalli	RAMACHANDRAN. T	Communist Party of India	74353	47.90	PRAKAASH. Y	Dravida Munnetra Kazhagam	67918	43.75	6435
57	Palacode	ANBALAGAN. K.P	All India Anna Dravida Munnetra Kazhagam	94877	60.72	SELVAM. V	Pattali Makkal Katchi	51664	33.06	43213
58	Pennagaram	NANJAPPAN. N	Communist Party of India	80028	49.31	INBASEKARAN. P.N.P	Dravida Munnetra Kazhagam	68485	42.20	11543
59	Dharmapuri	BASKAR. A	Desiya Murpokku Dravida Kazhagam	76943	45.73	SANTHAMOORTHY. P	Pattali Makkal Katchi	72900	43.33	4043
60	Pappireddippatti	PALANIYAPPAN. P	All India Anna Dravida Munnetra Kazhagam	76582	45.39	MULLAIVENTHAN. V	Dravida Munnetra Kazhagam	66093	39.17	10489
61	Harur (SC)	DILLIBABU. P	Communist Party of India (Marxist)	77703	52.13	NANDHAN. B.M	Viduthalai Chiruthaigal Katchi	51200	34.35	26503
62	Chengam (SC)	SURESH @ SURESHKUMAR.T	Desiya Murpokku Dravida Kazhagam	83722	46.95	SELVAPERUNTHAGAI. K	Indian National Congress	72225	40.50	11497
63	Tiruvannamalai	VELU. E.V	Dravida Munnetra Kazhagam	84802	49.40	RAMACHANDRAN.S	All India Anna Dravida Munnetra Kazhagam	79676	46.41	5126
64	Kilpennathur	ARANGANATHAN. A.K	All India Anna Dravida Munnetra Kazhagam	83663	48.20	PITCHANDI. K	Dravida Munnetra Kazhagam	79582	45.85	4081
65	Kalasapakkam	AGRI.KRISHNAMURTI. S.S	All India Anna Dravida Munnetra Kazhagam	91833	58.95	VIJAYAKUMAR. P.S	Indian National Congress	53599	34.40	38234
66	Polur	JAYASUDHA. L	All India Anna Dravida Munnetra Kazhagam	92391	55.42	EDIROLIMANIAN. G	Pattali Makkal Katchi	63846	38.30	28545
67	Arani	BABUMURUGAVEL. R.M	Desiya Murpokku Dravida Kazhagam	88967	50.06	SIVANANDAM. R	Dravida Munnetra Kazhagam	81001	45.58	7966
68	Cheyyar	SUBRAMANIAN. N	All India Anna Dravida Munnetra Kazhagam	96180	53.67	VISHNU PRASAD. M.K	Indian National Congress	70717	39.46	25463
69	Vandavasi (SC)	GUNASEELAN. V	All India Anna Dravida Munnetra Kazhagam	84529	52.05	KAMALAKANNAN. J	Dravida Munnetra Kazhagam	72233	44.48	12296

Annexure 20.3 (contd.)

AC No.	AC Name	Winner				Runner				Margin
		Candidate Name	Winner Party	Votes Secured	% of Votes Secured	Runner Candidate	Runner Party	Votes Secured	% of Votes Secured	
70	Gingee	GANESHKUMAR. A	Pattali Makkal Katchi	77026	44.15	SIVALINGAM. R	Desiya Murpokku Dravida Kazhagam	75215	43.12	1811
71	Mailam	NAGARAJAN. P	All India Anna Dravida Munnetra Kazhagam	81656	53.92	PRAKASH. R	Pattali Makkal Katchi	61575	40.66	20081
72	Tindivanam (SC)	HARIDOSS. D	All India Anna Dravida Munnetra Kazhagam	80553	52.59	SANKAR. M.P	Pattali Makkal Katchi	65016	42.45	15537
73	Vanur (SC)	JANAKIRAMAN. I	All India Anna Dravida Munnetra Kazhagam	88834	55.99	PUSHPARAJ. S	Dravida Munnetra Kazhagam	63696	40.14	25138
74	Villupuram	SHANMUGAM. C.Ve	All India Anna Dravida Munnetra Kazhagam	90304	52.18	PONMUDY. K	Dravida Munnetra Kazhagam	78207	45.19	12097
75	Vikkiravandi	RAMAMURTHY. R	Communist Party of India (Marxist)	78656	51.72	RATHAMANI. K	Dravida Munnetra Kazhagam	63759	41.93	14897
76	Tirukkoyilur	VENKATESAN. L	Desiya Murpokku Dravida Kazhagam	78229	49.18	THANGAM. M	Dravida Munnetra Kazhagam	69438	43.65	8791
77	Ulundurpettai	KUMARAGURU. R	All India Anna Dravida Munnetra Kazhagam	114794	60.09	MOHAMED YOUSUF. M	Viduthalai Chiruthaigal Katchi	61286	32.08	53508
78	Rshivandiyam	VIJAYKANT	Desiya Murpokku Dravida Kazhagam	91164	53.19	SIVARAJ. S	Indian National Congress	60369	35.22	30795
79	Sankarapuram	MOHAN.P	All India Anna Dravida Munnetra Kazhagam	87522	51.24	UDHAYASURIYAN. T	Dravida Munnetra Kazhagam	75324	44.09	12198
80	Kallakurichi (SC)	ALAGUVELU. K	All India Anna Dravida Munnetra Kazhagam	111249	62.18	PAVARASU. A.C	Viduthalai Chiruthaigal Katchi	51251	28.65	59998
81	Gangavalli (SC)	SUBHA. R	Desiya Murpokku Dravida Kazhagam	72922	48.60	CHINNADURAI. K	Dravida Munnetra Kazhagam	59457	39.63	13465
82	Attur (SC)	MADHESWARAN. S	All India Anna Dravida Munnetra Kazhagam	88036	55.53	ARTHANARI. S.K	Indian National Congress	58180	36.70	29856
83	Yercaud (ST)	PERUMAL. C	All India Anna Dravida Munnetra Kazhagam	104221	58.06	TAMILSELVAN. C	Dravida Munnetra Kazhagam	66639	37.13	37582
84	Omalar	KRISHNAN. C	All India Anna Dravida Munnetra Kazhagam	112102	59.70	TAMIZHARASU. A	Pattali Makkal Katchi	65558	34.91	46544
85	Mettur	PARTHIBAN. S.R	Desiya Murpokku Dravida Kazhagam	75672	44.62	MANI G.K.	Pattali Makkal Katchi	73078	43.09	2594

AC No.	AC Name	Winner				Runner				Margin
		Candidate Name	Winner Party	Votes Secured	% of Votes Secured	Runner Candidate	Runner Party	Votes Secured	% of Votes Secured	
86	Edappadi	PALANISWAMI. K	All India Anna Dravida Munnetra Kazhagam	104586	56.38	KARTHE. M	Pattali Makkal Katchi	69848	37.66	34738
87	Sankari	VIJAYALAKSHMI PALANISAMY. P	All India Anna Dravida Munnetra Kazhagam	105502	57.07	VEERAPANDI S. ARUMUGAM	Dravida Munnetra Kazhagam	70423	38.10	35079
88	Salem (West)	VENKATACHALAM. G	All India Anna Dravida Munnetra Kazhagam	95935	56.50	RAJENDRAN. R	Dravida Munnetra Kazhagam	68274	40.21	27661
89	Salem (North)	ALAGAAPURAM R. MOHANRAJ	Desiya Murpokku Dravida Kazhagam	88956	54.46	JAYAPRAKASH. G	Indian National Congress	59591	36.48	29365
90	Salem (South)	SELVARAJU. M.K	All India Anna Dravida Munnetra Kazhagam	112691	64.97	SIVALINGAM. S.R	Dravida Munnetra Kazhagam	52476	30.25	60215
91	Veerapandi	SELVAM. S.K	All India Anna Dravida Munnetra Kazhagam	100155	55.73	RAJENDRAN. A	Dravida Munnetra Kazhagam	73657	40.98	26498
92	Rasipuram (SC)	DHANAPAL. P	All India Anna Dravida Munnetra Kazhagam	90186	55.60	DURASAMY. V.P	Dravida Munnetra Kazhagam	65469	40.36	24717
93	Senthamangalam (ST)	SANTHI. R	Desiya Murpokku Dravida Kazhagam	76637	47.51	PONNUSAMY. K	Dravida Munnetra Kazhagam	68132	42.24	8505
94	Namakkal	BASKAR. K.P.P	All India Anna Dravida Munnetra Kazhagam	95579	56.34	DEVARASAN. R	Kongu Nadu Munnetra Kazhagam	59724	35.20	35855
95	Paramathi-Velur	THANIYARASU. U	All India Anna Dravida Munnetra Kazhagam	82682	54.50	VADIVEL. C	Pattali Makkal Katchi	51664	34.06	31018
96	Tiruchengodu	SAMPATHKUMAR. P	Desiya Murpokku Dravida Kazhagam	78103	52.12	SUNDARAM. M.R	Indian National Congress	54158	36.14	23945
97	Kumarapalayam	THANGAMANI. P	All India Anna Dravida Munnetra Kazhagam	91077	56.59	SELVARAJU. G	Dravida Munnetra Kazhagam	64190	39.88	26887
98	Erode (East)	CHANDHIRAKUMAR. V.C	Desiya Murpokku Dravida Kazhagam	69166	50.83	MUTHUSAMY. S	Dravida Munnetra Kazhagam	58522	43.01	10644
99	Erode (West)	RAMALINGAM. K.V	All India Anna Dravida Munnetra Kazhagam	90789	59.29	YUVARAJA. M	Indian National Congress	52921	34.56	37868
100	Modakkurichi	KITTUSAMY. R.N	All India Anna Dravida Munnetra Kazhagam	87705	57.29	PALANISAMI. R.M	Indian National Congress	47543	31.06	40162

Annexure 20.3 (contd.)

AC No.	AC Name	Winner				Runner				Margin
		Candidate Name	Winner Party	Votes Secured	% of Votes Secured	Runner Candidate	Runner Party	Votes Secured	% of Votes Secured	
101	Dharapuram (SC)	PONNUSAMY. K	All India Anna Dravida Munnetra Kazhagam	83856	51.68	JAYANTHI. R	Dravida Munnetra Kazhagam	68831	42.42	15025
102	Kangayam	NATARAJ. N.S.N	All India Anna Dravida Munnetra Kazhagam	96005	60.63	VIDEYAL SEKAR. S	Indian National Congress	54240	34.26	41765
103	Perundurai	VENKATACHALAM. N.D	All India Anna Dravida Munnetra Kazhagam	89960	60.15	KKC BALU	Kongu Nadu Munnetra Kazhagam	47793	31.96	42167
104	Bhavani	NARAYANAN. P.G	All India Anna Dravida Munnetra Kazhagam	87121	54.28	MAHENDRAN. K.S	Pattali Makkal Katchi	59080	36.81	28041
105	Anthiyur	RAMANITHARAN. S.S	All India Anna Dravida Munnetra Kazhagam	78496	54.92	RAAJA. N.K.K.P	Dravida Munnetra Kazhagam	53242	37.25	25254
106	Gobichettipalayam	SENGOTTAIYAN. K.A	All India Anna Dravida Munnetra Kazhagam	94872	54.47	SIVARAJ. N.S	Kongu Nadu Munnetra Kazhagam	52960	30.40	41912
107	Bhavanisagar (SC)	SUNDARAM. P.L	Communist Party of India	82890	50.69	LOGESWARI. R	Dravida Munnetra Kazhagam	63487	38.83	19403
108	Udhagamandalam	BUDHICHANDHIRAN	All India Anna Dravida Munnetra Kazhagam	61605	50.22	GANESH. R	Indian National Congress	54060	44.07	7545
109	Gudalur (SC)	THIRAVIDAMANI. M	Dravida Munnetra Kazhagam	66871	58.67	SELVARAJ. S	Desiya Murpokku Dravida Kazhagam	39497	34.65	27374
110	Coonoor	RAMACHANDRAN. K	Dravida Munnetra Kazhagam	61302	50.66	BELLIE. A	Communist Party of India	52010	42.98	9292
111	Mettupalayam	CHINNARAJ. O.K	All India Anna Dravida Munnetra Kazhagam	93700	54.53	ARUNKUMAR. B	Dravida Munnetra Kazhagam	67925	39.53	25775
112	Avanashi (SC)	KARUPPASAMY. M.A	All India Anna Dravida Munnetra Kazhagam	103002	66.60	NATARAJAN. A.R	Indian National Congress	41591	26.89	61411
113	Tiruppur (North)	ANANDAN. M S.M	All India Anna Dravida Munnetra Kazhagam	113640	70.62	GOVINDASAMY. C	Dravida Munnetra Kazhagam	40369	25.09	73271
114	Tiruppur (South)	THANGAVEL. K	Communist Party of India (Marxist)	75424	61.63	SENTHILKUMAR. K	Indian National Congress	37121	30.33	38303
115	Palladam	PARAMASIVAM. K.P	All India Anna Dravida Munnetra Kazhagam	118140	66.78	BALASUBRAMANIAN. K	Kongu Nadu Munnetra Kazhagam	48364	27.34	69776
116	Sulur	THINAKARAN. K	Desiya Murpokku Dravida Kazhagam	88680	52.29	ESWARAN E.R.	Kongu Nadu Munnetra Kazhagam	59148	34.88	29532

AC No.	AC Name	Winner				Runner				Margin
		Candidate Name	Winner Party	Votes Secured	% of Votes Secured	Runner Candidate	Runner Party	Votes Secured	% of Votes Secured	
117	Kavundampalayam	ARUKUTTY. V.C	All India Anna Dravida Munnetra Kazhagam	137058	63.22	SUBRAMANIAN. T.P	Dravida Munnetra Kazhagam	67798	31.27	69260
118	Coimbatore (North)	MALARAVAN. T	All India Anna Dravida Munnetra Kazhagam	93276	60.07	VEERAGOPAL. M	Dravida Munnetra Kazhagam	53178	34.25	40098
119	Thondamuthur	VELUMANI. S.P	All India Anna Dravida Munnetra Kazhagam	99886	62.40	KANDASWAMY. M.N	Indian National Congress	46683	29.16	53203
120	Coimbatore (South)	DORAISWAMY. R ALIAS CHALLENGER DORAI	All India Anna Dravida Munnetra Kazhagam	80637	56.27	PONGALUR PALANISAMY. N	Dravida Munnetra Kazhagam	52841	36.88	27796
121	Singanallur	CHINNASAMY. R	All India Anna Dravida Munnetra Kazhagam	89487	56.32	MAYURA S JAYAKUMAR	Indian National Congress	55161	34.71	34326
122	Kinathukadavu	DAMODARAN. S	All India Anna Dravida Munnetra Kazhagam	94123	56.17	KANNAPPAN. M	Dravida Munnetra Kazhagam	63857	38.11	30266
123	Pollachi	MUTHUKARUPPANNASAMY. M.K	All India Anna Dravida Munnetra Kazhagam	81446	57.46	NITHYANANDHAN. K	Kongu Nadu Munnetra Kazhagam	51138	36.08	30308
124	Valparai (SC)	ARUMUGHAM. M	Communist Party of India	61171	49.16	KOVAITHANGAM	Indian National Congress	57750	46.41	3421
125	Udumalaipettai	POLLACHI JAYARAMAN. V	All India Anna Dravida Munnetra Kazhagam	95477	60.87	ILAMPARRITHI. T	Kongu Nadu Munnetra Kazhagam	50917	32.46	44560
126	Madathukulam	SHANMUGAVELU. C	All India Anna Dravida Munnetra Kazhagam	78622	54.71	SAMINATHAN. M.P	Dravida Munnetra Kazhagam	58953	41.02	19669
127	Palani	VENUGOPALU. K.S.N	All India Anna Dravida Munnetra Kazhagam	82051	48.29	SENTHILKUMAR. I.P	Dravida Munnetra Kazhagam	80297	47.25	1754
128	Oddanchatram	SAKKARAPANI. R	Dravida Munnetra Kazhagam	87743	51.99	BAALASUBRAMANI. P	All India Anna Dravida Munnetra Kazhagam	72810	43.14	14933
129	Athoor	PERIYASAMY. I	Dravida Munnetra Kazhagam	112751	59.58	BALASUBRAMANI. S	Desiya Murpokku Dravida Kazhagam	58819	31.08	53932
130	Nilakkottai (SC)	RAMASAMY. A	Puthiya Tamilagam	75124	52.45	RAJANGAM. K	Indian National Congress	50410	35.19	24714
131	Natham	VISWANATHAN. R	All India Anna Dravida Munnetra Kazhagam	94947	53.87	VIJAYAN. K	Dravida Munnetra Kazhagam	41858	23.75	53089
132	Dindigul	BALABHARATHI. K	Communist Party of India (Marxist)	86932	58.82	PAUL BASKAR. J	Pattali Makkal Katchi	47817	32.35	39115
133	Vedasandur	PALANICHAMY. S	All India Anna Dravida Munnetra Kazhagam	104511	61.92	DHANDAPANI. M	Indian National Congress	53799	31.88	50712
134	Aravakurichi	PALLANISHAMY. K.C	Dravida Munnetra Kazhagam	72831	49.71	SENTHILNATHAN. V	All India Anna Dravida Munnetra Kazhagam	68290	46.61	4541

Annexure 20.3 (contd.)

AC No.	AC Name	Winner				Runner				Margin
		Candidate Name	Winner Party	Votes Secured	% of Votes Secured	Runner Candidate	Runner Party	Votes Secured	% of Votes Secured	
135	Karur	SENTHIL BALAJI. V	All India Anna Dravida Munnetra Kazhagam	99738	61.18	JOTHI MANI S.	Indian National Congress	55593	34.10	44145
136	Krishnarayapuram (SC)	KAMARAJ. S	All India Anna Dravida Munnetra Kazhagam	83145	54.81	KAMARAJ. P	Dravida Munnetra Kazhagam	60636	39.97	22509
137	Kulithalai	PAPPASUNDARAM. A	All India Anna Dravida Munnetra Kazhagam	87459	54.78	MANICKAM. R	Dravida Munnetra Kazhagam	64986	40.70	22473
138	Manapparai	CHANDRASEKAR. R	All India Anna Dravida Munnetra Kazhagam	81020	46.77	PONNUSAMY. K	Independent	52721	30.43	28299
139	Srirangam	JAYALALITHAA. J	All India Anna Dravida Munnetra Kazhagam	105328	58.99	ANAND. N	Dravida Munnetra Kazhagam	63480	35.55	41848
140	Tiruchirappalli (West)	MARIAM PITCHAI. N	All India Anna Dravida Munnetra Kazhagam	77492	50.21	NEHRU. K.N	Dravida Munnetra Kazhagam	70313	45.56	7179
141	Tiruchirappalli (East)	MANOHARAN. R	All India Anna Dravida Munnetra Kazhagam	83046	54.84	ANBIL PERIYASAMY	Dravida Munnetra Kazhagam	62420	41.22	20626
142	Thiruverumbur	SENTHILKUMAR. S	Desiya Murpokku Dravida Kazhagam	71356	47.40	SEHARAN. K.N	Dravida Munnetra Kazhagam	67151	44.61	4205
143	Lalgudi	SOUNDARAPANDIAN. A	Dravida Munnetra Kazhagam	65363	44.71	SENDHURESWARAN. A.D	Desiya Murpokku Dravida Kazhagam	58208	39.81	7155
144	Manachanallur	POONATCHI. T.P	All India Anna Dravida Munnetra Kazhagam	83105	53.12	SELVARAJ. N	Dravida Munnetra Kazhagam	63915	40.86	19190
145	Musiri	SIVAPATHY. N.R	All India Anna Dravida Munnetra Kazhagam	82631	54.79	RAJASEKHARAN. M	Indian National Congress	38840	25.75	43791
146	Thuraiyur (SC)	INDRAGANTHI. T	All India Anna Dravida Munnetra Kazhagam	75228	50.67	PARIMALADEVI. S	Dravida Munnetra Kazhagam	64293	43.31	10935
147	Perambalur (SC)	TAMIZHSELVAN. R	All India Anna Dravida Munnetra Kazhagam	98497	52.19	PRABAHARAN. M	Dravida Munnetra Kazhagam	79418	42.08	19079
148	Kunnam	SIVASANKAR. S.S	Dravida Munnetra Kazhagam	81723	46.89	DURAI.KAMARAJ	Desiya Murpokku Dravida Kazhagam	58766	33.72	22957
149	Ariyalur	MANIVEL DURAI	All India Anna Dravida Munnetra Kazhagam	88726	47.77	AMARAMOORTHY. D	Indian National Congress	70906	38.17	17820
150	Jayankondam	GURU @ GURUNATHAN J	Pattali Makkal Katchi	92739	51.53	ELAVAZHAGAN. P	All India Anna Dravida Munnetra Kazhagam	77601	43.12	15138
151	Tittakudi (SC)	TAMIL K. AZHAGAN	Desiya Murpokku Dravida Kazhagam	61897	44.45	SINTHANAISELVAN. M	Viduthalai Chiruthaigal Katchi	49255	35.37	12642

AC No.	AC Name	Winner				Runner				Margin
		Candidate Name	Winner Party	Votes Secured	% of Votes Secured	Runner Candidate	Runner Party	Votes Secured	% of Votes Secured	
152	Vridhachalam	MUTHUKUMAR. V	Desiya Murpokku Dravida Kazhagam	72902	46.06	NEETHIRAJAN. T	Indian National Congress	59261	37.44	13641
153	Neyveli	SIVASUBRAMANIYAN. M.P.S	All India Anna Dravida Munnetra Kazhagam	69549	50.63	VELMURUGAN. T	Pattali Makkal Katchi	61431	44.72	8118
154	Panruti	SIVAKOLUNTHU. P	Desiya Murpokku Dravida Kazhagam	82187	50.91	RAJENDRAN. SABA	Dravida Munnetra Kazhagam	71471	44.27	10716
155	Cuddalore	SAMPATH M.C.	All India Anna Dravida Munnetra Kazhagam	85953	60.56	PUGAZHENDI. E	Dravida Munnetra Kazhagam	52275	36.83	33678
156	Kurinjipadi	RAJENDRAN. R	All India Anna Dravida Munnetra Kazhagam	88345	56.38	PANNEERSELVAM. M.R.K	Dravida Munnetra Kazhagam	64497	41.16	23848
157	Bhuvanagiri	SELVI	All India Anna Dravida Munnetra Kazhagam	87413	51.34	ARIVUSELVAN T	Pattali Makkal Katchi	74296	43.64	13117
158	Chidambaram	BALAKRISHNAN. K	Communist Party of India (Marxist)	72054	48.30	SRITHAR VANDAIYAR. G.M	Dravida Munnetra Kazhagam	69175	46.37	2879
159	Kattumannarkoil (SC)	MURUGUMARAN. N	All India Anna Dravida Munnetra Kazhagam	83665	57.79	RAVIKUMAR. D	Viduthalai Chiruthaigal Katchi	51940	35.88	31725
160	Sirkazhi (SC)	SAKTHI. M	All India Anna Dravida Munnetra Kazhagam	83881	54.62	DURAIRAJAN. P	Viduthalai Chiruthaigal Katchi	56502	36.79	27379
161	Mayiladuthurai	ARULSELVAN. R	Desiya Murpokku Dravida Kazhagam	63326	44.64	RAJAKUMAR. S	Indian National Congress	60309	42.52	3017
162	Poompuhar	PAVUNRAJ. S	All India Anna Dravida Munnetra Kazhagam	85839	50.66	AGORAM. K	Pattali Makkal Katchi	74466	43.94	11373
163	Nagapattinam	JAYAPAL. K.A	All India Anna Dravida Munnetra Kazhagam	61870	51.26	MOHAMED SHEIK DAWOOD	Dravida Munnetra Kazhagam	56127	46.51	5743
164	Kivelur (SC)	MAHALINGAM. P	Communist Party of India (Marxist)	59402	48.99	MATHIVANAN. U	Dravida Munnetra Kazhagam	58678	48.39	724
165	Vedaranyam	KAMARAJ. N.V	All India Anna Dravida Munnetra Kazhagam	53799	41.16	VEDARATHINAM. S.K	Independent	42871	32.80	10928
166	Thiruthuraiipoondi (SC)	ULAGANATHAN. K	Communist Party of India	83399	53.36	SELVADURAI. P	Indian National Congress	61112	39.10	22287
167	Mannargudi	RAJAA. T.R.B	Dravida Munnetra Kazhagam	81320	48.93	RAJAMANICKAM SIVA	All India Anna Dravida Munnetra Kazhagam	77338	46.54	3982
168	Tiruvarur	KARUNANIDHI. M	Dravida Munnetra Kazhagam	109014	62.96	RAJENDRAN. M	All India Anna Dravida Munnetra Kazhagam	58765	33.94	50249
169	Nannilam	KAMARAJ. R	All India Anna Dravida Munnetra Kazhagam	92071	50.96	ELANGOVAN. R	Dravida Munnetra Kazhagam	81667	45.20	10404

Annexure 20.3 (contd.)

AC No.	AC Name	Winner				Runner				Margin
		Candidate Name	Winner Party	Votes Secured	% of Votes Secured	Runner Candidate	Runner Party	Votes Secured	% of Votes Secured	
170	Thiruvudaimarudur (SC)	CHEZHIAAN. GOVI	Dravida Munnetra Kazhagam	77175	48.12	PANDIYARAJAN. T	All India Anna Dravida Munnetra Kazhagam	76781	47.87	394
171	Kumbakonam	ANBALAGAN. G	Dravida Munnetra Kazhagam	78642	48.72	ERAMANATHAN.ERAMA	All India Anna Dravida Munnetra Kazhagam	77370	47.93	1272
172	Papanasam	DORAIKKANNU. R	All India Anna Dravida Munnetra Kazhagam	85635	53.47	RAMKUMAR. M	Indian National Congress	67628	42.22	18007
173	Thiruvaiyaru	RETHINASAMI. M	All India Anna Dravida Munnetra Kazhagam	88784	51.11	ARANGANATHAN. S	Dravida Munnetra Kazhagam	75822	43.65	12962
174	Thanjavur	RENGASAMY. M	All India Anna Dravida Munnetra Kazhagam	75415	50.57	UBAYADULLAH. S.N.M	Dravida Munnetra Kazhagam	68086	45.66	7329
175	Orathanadu	VAITHILINGAM. R	All India Anna Dravida Munnetra Kazhagam	91724	57.80	MAHESH KRISHANASWAMY. T	Dravida Munnetra Kazhagam	59080	37.23	32644
176	Pattukkottai	RENGARAJAN. N.R	Indian National Congress	55482	37.91	SENTHILKUMAR. N	Desiya Murpokku Dravida Kazhagam	46703	31.91	8779
177	Peravurani	ARUNPANDIAN. C	Desiya Murpokku Dravida Kazhagam	51010	36.42	MAHENDRAN. K	Indian National Congress	43816	31.29	7194
178	Gandarvakottai (SC)	SUBRAMANIAN. N	All India Anna Dravida Munnetra Kazhagam	67128	54.85	KAVITHAIPITHAN. S	Dravida Munnetra Kazhagam	47429	38.76	19699
179	Viralimalai	VIJAYABASKER. C	All India Anna Dravida Munnetra Kazhagam	77285	55.99	REGUPATHY. S	Dravida Munnetra Kazhagam	37976	27.51	39309
180	Pudukkottai	MUTHUKUMARAN. P	Communist Party of India	65466	46.78	PERIYANNAN ARASSU	Dravida Munnetra Kazhagam	62365	44.56	3101
181	Thirumayam	VAIRAMUTHU. P.K	All India Anna Dravida Munnetra Kazhagam	78913	58.27	SUBBURAM. R.M	Indian National Congress	47778	35.28	31135
182	Alangudi	KRISHNAN.KUPA	All India Anna Dravida Munnetra Kazhagam	57250	41.42	ARULMANI. S	Pattali Makkal Katchi	52123	37.71	5127
183	Aranthangi	RAJA NAYAGAM. M	All India Anna Dravida Munnetra Kazhagam	67559	52.77	THIRUNAVUKKARASAR SU	Indian National Congress	50903	39.76	16656
184	Karaikudi	PALANICHAMY.CHOLAN. C.T	All India Anna Dravida Munnetra Kazhagam	86104	51.01	RAMASAMY. K.R	Indian National Congress	67204	39.81	18900
185	Tiruppattur	PERIYAKARUPPAN. K.R	Dravida Munnetra Kazhagam	83485	48.25	RAJA KANNAPPAN. R.S	All India Anna Dravida Munnetra Kazhagam	81901	47.34	1584
186	Sivaganga	GUNASEKARAN. S	Communist Party of India	75176	47.82	RAJASEKARAN. V	Indian National Congress	70794	45.03	4382

AC No.	AC Name	Winner				Runner				Margin
		Candidate Name	Winner Party	Votes Secured	% of Votes Secured	Runner Candidate	Runner Party	Votes Secured	% of Votes Secured	
187	Manamadurai (SC)	GUNASEKARAN. M	All India Anna Dravida Munnetra Kazhagam	83535	51.68	TAMILARASI. A	Dravida Munnetra Kazhagam	69515	43.01	14020
188	Melur	SAMY. R	All India Anna Dravida Munnetra Kazhagam	85869	55.74	RANI. R	Dravida Munnetra Kazhagam	61407	39.86	24462
189	Madurai East	TAMILARASAN. K	All India Anna Dravida Munnetra Kazhagam	99447	55.29	MOORTHY. P	Dravida Munnetra Kazhagam	70692	39.30	28755
190	Sholavandan (SC)	KARUPPAIAH. M.V	All India Anna Dravida Munnetra Kazhagam	86376	59.84	ILANSELIYAN. M	Pattali Makkal Katchi	49768	34.48	36608
191	Madurai North	BOSE. A.K	All India Anna Dravida Munnetra Kazhagam	90706	63.62	RAJENDRAN. K.S.K	Indian National Congress	44306	31.08	46400
192	Madurai South	ANNADURAI. R	Communist Party of India (Marxist)	83441	61.59	VARADHARAJAN. S.P	Indian National Congress	37990	28.04	45451
193	Madurai Central	SUNDARRAJAN. R	Desiya Murpokku Dravida Kazhagam	76063	52.77	SYED GHOUSE BASHA. S	Dravida Munnetra Kazhagam	56503	39.20	19560
194	Madurai West	RAJU. K	All India Anna Dravida Munnetra Kazhagam	94798	59.64	THALAPATHI. G	Dravida Munnetra Kazhagam	56037	35.25	38761
195	Thiruparankundram	RAJA A. K.T	Desiya Murpokku Dravida Kazhagam	95469	58.70	SUNDARARAJAN. C.R	Indian National Congress	46967	28.88	48502
196	Thirumangalam	MUTHURAMALINGAM. M	All India Anna Dravida Munnetra Kazhagam	101494	55.55	MANIMARAN. M	Dravida Munnetra Kazhagam	75127	41.12	26367
197	Usilampatti	KATHIRAVAN. P.V	All India Forward Bloc	88253	51.22	RAMASAMY. S.O	Dravida Munnetra Kazhagam	72933	42.33	15320
198	Andipatti	THANGATAMILSELVAN	All India Anna Dravida Munnetra Kazhagam	91721	53.75	MOOKAIAH. L	Dravida Munnetra Kazhagam	70690	41.42	21031
199	Periyakulam (SC)	LASER. A	Communist Party of India (Marxist)	76687	47.86	ANBAZHAGAN. V	Dravida Munnetra Kazhagam	71046	44.34	5641
200	Bodinayakanur	PANNEERSELVAM. O	All India Anna Dravida Munnetra Kazhagam	95235	56.69	LAKSHMANAN. S	Dravida Munnetra Kazhagam	65329	38.89	29906
201	Cumbum	ERAMAKRISHNAN. N	Dravida Munnetra Kazhagam	80307	48.58	MURUGESAN. P	Desiya Murpokku Dravida Kazhagam	68139	41.22	12168
202	Rajapalayam	GOPALSAMY. K	All India Anna Dravida Munnetra Kazhagam	80125	53.80	THANGAPANDIAN. S	Dravida Munnetra Kazhagam	58693	39.41	21432
203	Srivilliputhur (SC)	PONNUPANDI. V	Communist Party of India	73485	47.79	DURAI. R.V.K	Dravida Munnetra Kazhagam	67257	43.74	6228
204	Sattur	UDHAYAKUMAR. R.B	All India Anna Dravida Munnetra Kazhagam	88918	58.32	KADARKARAIARAJ. A	Dravida Munnetra Kazhagam	59573	39.07	29345

Annexure 20.3 (contd.)

AC No.	AC Name	Winner				Runner				Margin
		Candidate Name	Winner Party	Votes Secured	% of Votes Secured	Runner Candidate	Runner Party	Votes Secured	% of Votes Secured	
205	Sivakasi	RAJENTHRA BHALAJI. K.T	All India Anna Dravida Munnetra Kazhagam	87333	59.17	VANARAJA . T	Dravida Munnetra Kazhagam	51679	35.01	35654
206	Virudhunagar	PANDIARAJAN. K	Desiya Murpokku Dravida Kazhagam	70441	52.36	ARMSTRONG NAVEEN. T	Indian National Congress	49003	36.42	21438
207	Aruppukkottai	VAIGAICHELVAN	All India Anna Dravida Munnetra Kazhagam	76546	51.15	RAMACHANDRAN. K.K.S.S.R	Dravida Munnetra Kazhagam	65908	44.05	10638
208	Tiruchuli	THANGAM THENARASU	Dravida Munnetra Kazhagam	81613	54.36	ESSAKI MUTHU	All India Anna Dravida Munnetra Kazhagam	61661	41.07	19952
209	Paramakudi (SC)	SUNDARARAJ. Dr. S	All India Anna Dravida Munnetra Kazhagam	86150	57.88	RAMPRABU. R	Indian National Congress	51544	34.63	34606
210	Tiruvadana	THANGAVELAN SUBA	Dravida Munnetra Kazhagam	64165	41.11	MUJUPUR RAHMAN. S	Desiya Murpokku Dravida Kazhagam	63238	40.52	927
211	Ramanathapuram	JAWAHIRULLAH. M.H	Manithaneya Makkal Katchi	65831	40.96	HASAN ALI. K	Indian National Congress	50074	31.16	15757
212	Mudhukulathur	MURUGAN. M	All India Anna Dravida Munnetra Kazhagam	83225	46.87	SATHIAMOORTHY. V	Dravida Munnetra Kazhagam	63136	35.56	20089
213	Vilathikulam	MARKANDAYAN. V	All India Anna Dravida Munnetra Kazhagam	72688	54.58	PERUMALSAMY. K	Indian National Congress	49961	37.63	22727
214	Thoothukudi	CHELLAPANDIAN. S.T	All India Anna Dravida Munnetra Kazhagam	89010	56.78	GEETHA JEEVAN. P	Dravida Munnetra Kazhagam	62817	40.07	26193
215	Tiruchendur	ANITHA R. RADHAKRISHNAN	Dravida Munnetra Kazhagam	68741	47.04	MANOHARAN. P.R	All India Anna Dravida Munnetra Kazhagam	68101	46.60	640
216	Srivaikuntam	SHUNMUGANATHAN. S.P	All India Anna Dravida Munnetra Kazhagam	69708	52.86	SUDALAIYANDI. M.B	Indian National Congress	48586	36.84	21122
217	Ottapidaram (SC)	KRISHNASAMY. K. Dr.	Puthiya Tamilagam	71330	56.41	RAJA. S	Dravida Munnetra Kazhagam	46204	36.54	25126
218	Kovilpatti	KADAMBUR RAJU. C	All India Anna Dravida Munnetra Kazhagam	73007	55.85	RAMACHANDRAN. G	Pattali Makkal Katchi	46527	35.59	26480
219	Sankarankovil (SC)	KARUPPASAMY. C	All India Anna Dravida Munnetra Kazhagam	72297	49.99	UMA MAHESWARI. M	Dravida Munnetra Kazhagam	61902	42.80	10395
220	Vasudevanallur (SC)	DR.DURAIAPPA.S.,MBBS.,	All India Anna Dravida Munnetra Kazhagam	80633	56.77	GANESAN. S	Indian National Congress	52543	37.00	28090
221	Kadayanallur	CHENDUR PANDIAN. P	All India Anna Dravida Munnetra Kazhagam	80794	49.83	PETER ALPHONSE. S	Indian National Congress	64708	39.91	16086

AC No.	AC Name	Winner				Runner				Margin
		Candidate Name	Winner Party	Votes Secured	% of Votes Secured	Runner Candidate	Runner Party	Votes Secured	% of Votes Secured	
222	Tenkasi	SARATH KUMAR.R	All India Anna Dravida Munnetra Kazhagam	92253	54.30	KARUPPASAMI PANDIAN. V	Dravida Munnetra Kazhagam	69286	40.78	22967
223	Alangulam	RAJENDRAN. P.G	All India Anna Dravida Munnetra Kazhagam	78098	47.29	POONGOTHAI. Dr	Dravida Munnetra Kazhagam	77799	47.11	299
224	Tirunelveli	NAINARNAGENTHRAN	All India Anna Dravida Munnetra Kazhagam	86220	54.81	LAKSHMANAN. A.L.S	Dravida Munnetra Kazhagam	47729	30.34	38491
225	Ambasamudram	SUBAYA. E	All India Anna Dravida Munnetra Kazhagam	80156	55.11	AVUDAIAPPAN. R	Dravida Munnetra Kazhagam	55547	38.19	24609
226	Palayamkottai	MOHIDEENKHAN. T.P.M	Dravida Munnetra Kazhagam	58049	42.76	PALANI. V	Communist Party of India (Marxist)	57444	42.31	605
227	Nanguneri	NARAYANAN. A	All India Anna Dravida Munnetra Kazhagam	65510	45.91	VASANTHA KUMAR. H	Indian National Congress	53230	37.31	12280
228	Radhapuram	MICHAEL RAYAPPAN. S	Desiya Murpokku Dravida Kazhagam	67072	48.36	VELDURAI. P	Indian National Congress	45597	32.88	21475
229	Kanniyakumari	PATCHAIMAL. K.T	All India Anna Dravida Munnetra Kazhagam	86903	48.22	SURESH RAJAN. N	Dravida Munnetra Kazhagam	69099	38.34	17804
230	Nagercoil	NANJIL MURUGESAN. A	All India Anna Dravida Munnetra Kazhagam	58819	40.01	MAHESH. R	Dravida Munnetra Kazhagam	52092	35.43	6727
231	Colachal	PRINCE. J.G	Indian National Congress	58428	40.16	LARENCE. P	All India Anna Dravida Munnetra Kazhagam	46607	32.03	11821
232	Padmanabhapuram	PUSHPA LEELAALBAN. Dr	Dravida Munnetra Kazhagam	59882	41.48	AUSTIN. S	Desiya Murpokku Dravida Kazhagam	40561	28.10	19321
233	Vilavancode	VIJAYADHARANI. S	Indian National Congress	62898	43.69	LEEMAROSE. R	Communist Party of India (Marxist)	39109	27.17	23789
234	Killiyoor	JOHN JACOB. S	Indian National Congress	56932	41.69	CHANDRA KUMAR. T	Bharatiya Janata Party	32446	23.76	24486

Annexure 20.4

TNLA 2011 Results- Party Wise Performance

Party Name	Total No. of Seats Contested	No. of Seats Won	Total No. of Votes Polled	% of Total Votes Polled in the State	% of Total Votes in the Seats Contested
Bahujan Samaj Party	193	0	198300	0.54	0.65
Bharatiya Janata Party	204	0	819577	2.22	2.55
Communist Party of India	10	9	727394	1.97	48.64
Communist Party of India (Marxist)	12	10	888364	2.41	50.29
Indian National Congress	63	5	3426432	9.30	35.64
All India Anna Dravida Munnetra Kazhagam	165	150	14150289	38.40	53.93
Dravida Munnetra Kazhagam	124	23	8249991	22.39	42.11
Pattali Makkal Katchi	30	3	1927783	5.23	39.61
All India Forward Bloc	1	1	88253	0.24	51.22
Desiya Murpokku Dravida Kazhagam	41	29	2903828	7.88	44.84
Kongu Nadu Munnetra Kazhagam	7	0	370044	1.00	32.50
Manithaneyya Makkal Katchi	3	2	181180	0.49	42.36
Puthiya Tamilagam	2	2	146454	0.40	54.30
Viduthalai Chiruthaigal Katchi	10	0	555965	1.51	34.01

Annexure - 20.5

No. of candidates whose deposits were forfeited

AC. No.	Name of AC	No. of Contested Candidates	No. of candidates Forfeited Deposit
(1)	(2)	(3)	(4)
THIRUVALLUR			
1	GUMMIDIPOONDI	12	10
2	PONNERI (SC)	11	9
3	TIRUTTANI	13	11
4	THIRUVALLUR	22	20
5	POONAMALLEE (SC)	5	3
6	AVADI	18	16
7	MADURAVOYAL	13	11
8	AMBATTUR	16	14
9	MADAVARAM	13	11
10	THIRUVOTTIYUR	11	9
Total		134	114
CHENNAI			
11	DR.RADHAKRISHNAN NAGAR	31	29
12	PERAMBUR	20	18
13	KOLATHUR	27	25
14	VILLIVAKKAM	13	11
15	THIRU-VI-KA-NAGAR (SC)	16	14
16	EGMORE (SC)	10	8
17	ROYAPURAM	13	11
18	HARBOUR	14	12
19	CHEPAUK-THIRUVALLIKENI	14	12
20	THOUSAND LIGHTS	16	14
21	ANNA NAGAR	20	18
22	VIRUGAMPAKKAM	10	8
23	SAIDAPET	19	17
24	THIYAGARAYANAGAR	19	17
25	MYLAPORE	18	16
26	VELACHERY	14	12
Total		274	242

Annexure - 20.5 (contd.)

AC. No.	Name of AC	No. of Contested Candidates	No. of candidates Forfeited Deposit
(1)	(2)	(3)	(4)
KANCHEEPURAM			
27	SHOZHINGANALLUR	12	10
28	ALANDUR	20	18
29	SRIPERUMBUDUR (SC)	11	9
30	PALLAVARAM	16	14
31	TAMBARAM	16	14
32	CHENGALPATTU	16	14
33	THIRUPORUR	15	13
34	CHEYYUR (SC)	11	9
35	MADURANTAKAM (SC)	10	8
36	UTHIRAMERUR	15	13
37	KANCHEEPURAM	14	12
	Total	156	134
VELLORE			
38	ARAKKONAM (SC)	7	5
39	SHOLINGUR	9	6
40	KATPADI	11	9
41	RANIPET	12	10
42	ARCOT	10	8
43	VELLORE	10	8
44	ANAIKATTU	12	10
45	KILVAITHINANKUPPAM (SC)	11	9
46	GUDIYATTAM (SC)	12	10
47	VANIYAMBADI	5	3
48	AMBUR	11	9
49	JOLARPET	9	7
50	TIRUPATTUR	12	10
	Total	131	104
KRISHNAGIRI			
51	UTHANGARAI (SC)	7	5
52	BARGUR	10	8
53	KRISHNAGIRI	10	8
54	VEPPANAHALLI	7	5
55	HOSUR	9	7
56	THALLI	7	5
	Total	50	38

Annexure - 20.5 (contd.)

AC. No.	Name of AC	No. of Contested Candidates	No. of candidates Forfeited Deposit
(1)	(2)	(3)	(4)
DHARMAPURI			
57	PALACODU	12	10
58	PENNAGARAM	13	11
59	DHARMAPURI	11	9
60	PAPPIREDDIPPATTI	14	12
61	HARUR (SC)	9	7
Total		59	49
TIRUVANNAMALAI			
62	CHENGAM (SC)	10	8
63	TIRUVANNAMALAI	16	14
64	KILPENNATHUR	14	12
65	KALASAPAKKAM	13	11
66	POLUR	13	11
67	ARANI	9	7
68	CHEYEAR	11	9
69	VANDEVASI (SC)	8	6
Total		94	78
VILLUPURAM			
70	GINGEE	12	10
71	MAILAM	11	9
72	TINDIVANAM (SC)	11	9
73	VANUR (SC)	8	6
74	VILLUPURAM	11	9
75	VIKRAVANDI	10	8
76	TIRUKKOYILUR	6	4
77	ULUNDURPETTAI	10	8
78	RISHIVANDIYAM	10	8
79	SANKARAPURAM	10	8
80	KALLAKURICHI (SC)	10	8
Total		109	87
SALEM			
81	GANGAVALLI (SC)	10	8
82	ATTUR (SC)	12	10
83	YERCAUD (ST)	6	4
84	OMALUR	11	9

Annexure - 20.5 (contd.)

AC. No.	Name of AC	No. of Contested Candidates	No. of candidates Forfeited Deposit
(1)	(2)	(3)	(4)
SALEM -contd.			
85	METTUR	14	12
86	EDAPPADI	9	7
87	SANKARI	14	12
88	SALEM (WEST)	13	11
89	SALEM (NORTH)	16	14
90	SALEM (SOUTH)	16	14
91	VEERAPANDI	13	11
Total		134	112
NAMAKKAL			
92	RASIPURAM (SC)	8	6
93	SENTHAMANGALAM (ST)	7	5
94	NAMAKKAL	16	14
95	PARAMATHI-VELUR	14	12
96	TIRUCHENGODU	12	10
97	KUMARAPALAYAM	12	10
Total		69	57
ERODE			
98	ERODE (EAST)	11	9
99	ERODE (WEST)	13	11
100	MODAKKURICHI	14	12
103	PERUNDURAI	15	13
104	BHAVANI	14	12
105	ANTHIYUR	13	11
106	GOBICHETTIPALAYAM	15	13
107	BHAVANISAGAR (SC)	11	9
Total		106	90
TIRUPPUR			
101	DHARAPURAM (SC)	7	5
102	KANGAYAM	11	9
112	AVANASHI (SC)	5	3
113	TIRUPPUR (NORTH)	10	8
114	TIRUPPUR (SOUTH)	12	10
115	PALLADAM	6	4
125	UDUMALPET	7	5
126	MADATHUKULAM	11	9
Total		69	53

Annexure - 20.5 (contd.)

AC. No.	Name of AC	No. of Contested Candidates	No. of candidates Forfeited Deposit
(1)	(2)	(3)	(4)
THE NILGIRIS			
108	UDHAGAMANDALAM	11	9
109	GUDALUR (SC)	5	3
110	COONOOR	9	7
Total		25	19
COIMBATORE			
111	METTUPPALAYAM	8	6
116	SULUR	11	9
117	KAVUNDAMPALAYAM	8	6
118	COIMBATORE (NORTH)	7	5
119	THONDAMUTHUR	10	8
120	COIMBATORE (SOUTH)	14	12
121	SINGANALLUR	11	9
122	KINATHUKADAVU	7	5
123	POLLACHI	7	5
124	VALPARAI (SC)	6	4
Total		89	69
DINDIGUL			
127	PALANI	15	13
128	ODDANCHATRAM	14	12
129	ATHOOR	13	11
130	NILAKKOTTAI (SC)	8	6
131	NATHAM	20	17
132	DINDIGUL	15	13
133	VEDASANDUR	14	12
Total		99	84
KARUR			
134	ARAVAKURICHI	16	14
135	KARUR	20	18
136	KRISHNARAYAPURAM (SC)	13	11
137	KULITHALAI	7	5
Total		56	48

Annexure - 20.5 (contd.)

AC. No.	Name of AC	No. of Contested Candidates	No. of candidates Forfeited Deposit
(1)	(2)	(3)	(4)
TIRUCHIRAPPALLI			
138	MANAPPARAI	12	10
139	SRIRANGAM	23	21
140	TIRUCHIRAPPALLI (WEST)	15	13
141	TIRUCHIRAPPALLI (EAST)	14	12
142	THIRUVERUMBUR	10	8
143	LALGUDI	12	10
144	MANACHANALLUR	12	10
145	MUSIRI	11	9
146	THURAIYUR (SC)	10	8
Total		119	101
PERAMBALUR			
147	PERAMBALUR (SC)	8	6
148	KUNNAM	12	10
Total		20	16
ARIYALUR			
149	ARIYALUR	8	6
150	JAYANKONDAM	10	8
Total		18	14
CUDDALORE			
151	TITTAKUDI (SC)	10	8
152	VRIDDHACHALAM	9	7
153	NEYVELI	9	7
154	PANRUTI	11	9
155	CUDDALORE	6	4
156	KURINJIPADI	5	3
157	BHUVANAGIRI	13	11
158	CHIDAMBARAM	9	7
159	KATTUMANNARKOIL (SC)	8	6
Total		80	62

Annexure - 20.5 (contd.)

AC. No.	Name of AC	No. of Contested Candidates	No. of candidates Forfeited Deposit
(1)	(2)	(3)	(4)
NAGAPATTINAM			
160	SIRKAZHI (SC)	9	7
161	MAYILADUTHURAI	16	14
162	POOMPUHAR	8	6
163	NAGAPATTINAM	4	2
164	KILVELUR (SC)	6	4
165	VEDARANYAM	13	10
Total		56	43
THIRUVARUR			
166	THIRUTHURAIPOONDI (SC)	10	8
167	MANNARGUDI	13	11
168	THIRUVARUR	12	10
169	NANNILAM	8	6
Total		43	35
THANJAVUR			
170	THIRUVIDAIMARUDUR (SC)	10	8
171	KUMBAKONAM	9	7
172	PAPANASAM	11	9
173	THIRUVAIYARU	7	5
174	THANJAVUR	9	7
175	ORATHANADU	7	5
176	PATTUKKOTTAI	9	7
177	PERAVURANI	10	7
Total		72	55
PUDUKKOTTAI			
178	GANDHARVAKOTTAI (SC)	8	6
179	VIRALIMALAI	8	6
180	PUDUKKOTTAI	9	7
181	THIRUMAYAM	10	8
182	ALANGUDI	6	4
183	ARANTHANGI	8	6
Total		49	37

Annexure - 20.5 (contd.)

AC. No.	Name of AC	No. of Contested Candidates	No. of candidates Forfeited Deposit
(1)	(2)	(3)	(4)
SIVAGANGA			
184	KARAIKUDI	10	8
185	TIRUPPATTUR	12	10
186	SIVAGANGA	8	6
187	MANAMADURAI (SC)	9	7
Total		39	31
MADURAI			
188	MELUR	11	9
189	MADURAI EAST	12	10
190	SHOLAVANDAN (SC)	15	13
191	MADURAI NORTH	10	8
192	MADURAI SOUTH	6	4
193	MADURAI CENTRAL	13	11
194	MADURAI WEST	9	7
195	THIRUPARANKUNDRAM	13	11
196	THIRUMANGALAM	14	12
197	USILAMPATTI	10	8
Total		113	93
THENI			
198	ANDIPATTI	22	20
199	PERIYAKULAM (SC)	14	12
200	BODINAYAKANUR	25	23
201	CUMBUM	13	11
Total		74	66
VIRUDHUNAGAR			
202	RAJAPALAYAM	15	13
203	SRIVILLIPUTHUR (SC)	10	8
204	SATTUR	12	10
205	SIVAKASI	16	14
206	VIRUDHUNAGAR	14	12
207	ARUPPUKKOTTAI	16	14
208	TIRUCHULI	12	10
Total		95	81

Annexure - 20.5 (contd.)

AC. No.	Name of AC	No. of Contested Candidates	No. of candidates Forfeited Deposit
(1)	(2)	(3)	(4)
RAMANATHAPURAM			
209	PARAMAKUDI (SC)	11	9
210	TIRUVADANAI	16	14
211	RAMANATHAPURAM	16	13
212	MUDHUKULATHUR	8	6
Total		51	42
THOOTHUKKUDI			
213	VILATHIKULAM	11	9
214	THOOTHUKKUDI	14	12
215	TIRUCHENDUR	16	14
216	SRIVAIKUNTAM	7	5
217	OTTAPIDARAM (SC)	10	8
218	KOVILPATTI	14	12
Total		72	60
TIRUNELVELI			
219	SANKARANKOVIL (SC)	14	12
220	VASUDEVANALLUR (SC)	8	6
221	KADAYANALLUR	16	14
222	TENKASI	9	7
223	ALANGULAM	12	10
224	TIRUNELVELI	17	15
225	AMBASAMUDRAM	14	12
226	PALAYAMKOTTAI	12	10
227	NANGUNERI	7	5
228	RADHAPURAM	15	13
Total		124	104
KANNIYAKUMARI			
229	KANNIYAKUMARI	16	14
230	NAGERCOIL	12	9
231	COLACHAL	8	5
232	PADMANABHAPURAM	13	10
233	VILAVANCODE	9	6
234	KILLIYOOR	11	8
Total		69	52
GRAND TOTAL		2748	2270

Annexure 21.1

STATEMENT ON ONLINE AND OFFLINE POLLING STATIONS IN DISTRICTS

Sl.No.	Name of the Districts	No.of Polling Stations where online recording done	No.of Polling Stations where offline recording done
1	Chennai	675	495
2	Tiruvallur	315	62
3	Kancheepuram	448	198
4	Vellore	418	330
5	Tiruvannamalai	367	231
6	Villipuram	430	297
7	Cuddalore	240	52
8	Dharmapuri	204	98
9	Krishnagiri	170	340
10	Salem	355	220
11	Namakkal	141	324
12	Coimbatore	422	80
13	Erode	349	120
14	The Nilgiris	52	101
15	Dindigul	267	3
16	Theni	200	150
17	Madurai	555	0
18	Karur	155	145
19	Perambalur	204	17
20	Ariyalur	18	46
21	Trichirappalli	290	480
22	Nagapattinam	175	142
23	Tiruvarur	241	59
24	Thanjavur	386	22
25	Pudukkottai	144	106
26	Sivaganga	191	215
27	Ramanathapuram	255	155
28	Virudhunagar	516	0
29	Thoothukudi	452	1
30	Tirunelveli	442	290
31	Kanniyakumari	239	243
32	Tiruppur	463	217
	Total	9779	5239

Break up details of election expenditure on some critical activities Annexure 22.1

SI. No	Name of the District	Expenditure monitoring Polling personnel (honorarium, Video hire charges, Vehicles etc.)	Expenditure on (Training and Honorarium)	Expenditure on Zonal officers and other election officials	POL/Fuel charges for Zonal party and other vehicles	SVEEP activities	Procurement of election materials	Miscellaneous and contingency
1	2	3	4	5	6	7	8	9
1	THIRUVALLUR	2351440	4712050	935825	557782	25000	60000	2233145
2	CHENNAI	6702900	46216600	0	400000	50000	539309	26722626
3	KANCHEEPURAM	5487799	16846235	1943120	1884146	50000	397920	4991820
4	VELLORE	10994500	20312100	13471603	4000000	0	2155000	2286000
5	KRISHNAGIRI	4293000	9908000	360000	1181000	49975	415000	2439000
6	DHARMAPURI	5012950	9258000	0	792000	0	320000	2613200
7	TIRUVANNAMALAI	7281400	13036000	4134390	1303000	50000	1935000	2082200
8	VILLUPURAM	16149000	16640300	2401900	2076000	50000	1150000	12718000
9	SALEM	6344310	15818525	2405050	13234625	60000	668643	5731991
10	NAMAKKAL	14744915	9419000	0	1152000	0	0	5107700
11	ERODE	9640730	0	200000	200000	50000	5311562	1000000
12	THE NILGIRIS	2034029	2430250	2051750	672000	50000	55738	2877833
13	COIMBATORE	15474024	12665300	3347795	2228635	0	50000	9322370
14	DINDIGUL	385000	9593550	1717450	560000	50000	256496	2100000
15	KARUR	4064000	4604975	1346785	593145	50500	209330	1726095
16	TIRUCHIRAPPALLI	7259254	12075300	2232180	958743	40000	389482	4470788
17	PERAMBALUR	1048800	933800	87000	462679	50000	251725	839560
18	CUDDALORE	19050000	11394075	1400900	2500000	39518	92875	3650000
19	NAGAPATTINAM	5746700	11957875	1731100	1000000	50000	800000	700000
20	THIRUVARUR	9957370	6092325	869650	776000	36680	100000	2714000
21	THANJAVUR	1201500	10853150	660850	453355	50000	217727	1219153
22	PUDUKKOTTAI	322400	6671075	883500	637324	48595	0	1660924
23	SIVAGANGA	12762217	5125500	1621950	1415000	5000	0	2644000
24	MADURAI	4462627	14267850	899460	1460531	50000	418480	4301194
25	THENI	5365527	5707750	954250	1248178	50000	656000	2520000
26	VIRDHUNAGAR	11500000	8600000	2200000	700000	150000	250000	1500000
27	RAMANATHAPURAM	1048200	8112000	0	955000	5000	0	2504800
28	THOOTHUKKUDI	2209861	7370300	1453950	631658	1000	67686	1603392
29	TIRUNELVELI	3348980	13806880	1376775	978470	50000	1712940	3611497
30	KANNIYAKUMARI	11676070	10701056	882550	813836	14320	100000	4249108
31	ARIYALUR	2822580	3444100	1891980	235951	50000	0	974825
32	TIRUPPUR	2907400	13748253	295997	1022628	50000	601948	6714145
Total		213649483	342322174	53757760	47083686	1275588	19182861	129829366