

FORM 20 - FINAL RESULT SHEET - PART - I

GENERAL ELECTIONS TO TNLA, 2011

No. & Name of the Assembly Constituency: 198 - ANDIPATTI

Total No. of Electors in Assembly Constituency: 207784





SL. NO.	Polling Station No.	No. of valid votes cast in favour of																							Total of valid votes	No. of rejected Votes	Total	No. of tendered votes
		Bahujan Samaj Party	Bharatiya Janatha Party	All India Anna Dravida Munnetra Kazhagam	Dravida Munnetra Kazhagam	Jharkhand Mukti Morcha	India Jananayaka Katchi	Independent	Independent	Independent	Independent	Independent	Independent	Independent	Independent	Independent	Independent	Independent	Independent	Independent	Independent	Independent	Independent	Independent				
1	2	3	4	5	6	7	8	9	10	11	12	13	14	15	16	17	18	19	20	21	22	23	24	25	26	27	28	
1	1	2	0	345	503	17	0	1	1	0	1	1	1	1	0	1	1	0	2	8	6	4	2	897	0	897		
2	2	0	0	302	118	2	1	1	1	0	0	0	1	0	0	0	0	1	0	4	5	0	0	436	0	436		
3	3M	0	1	430	166	2	1	0	0	0	0	0	0	0	0	0	0	0	1	0	9	0	0	610	0	610		
4	3AW	3	6	361	147	6	1	0	0	1	0	0	0	1	2	0	5	0	0	8	8	1	0	550	0	550		
5	4	1	15	671	347	13	0	1	1	0	0	4	8	9	7	0	3	0	3	4	2	0	1	1090	0	1090		
6	5	0	7	337	223	2	1	0	0	0	0	1	2	0	0	0	0	0	2	1	6	0	1	583	0	583		
7	6	0	1	394	172	2	1	0	3	1	1	1	2	2	2	0	0	0	3	2	2	0	0	589	0	589		
8	7	1	1	305	246	9	3	0	0	1	1	0	3	1	4	2	3	0	6	2	6	2	0	596	0	596		
9	8	4	4	494	346	2	0	1	1	0	1	1	1	0	0	0	1	0	4	4	5	0	1	870	0	870		
10	9	0	4	279	140	2	0	0	0	1	0	0	1	1	0	0	1	1	6	4	0	0	1	441	0	441		
11	10	1	4	304	199	2	2	1	0	0	1	0	0	1	0	0	2	2	4	3	0	0	2	528	0	528		
12	11	1	8	394	158	1	0	0	0	0	0	1	1	0	2	0	0	1	3	0	0	0	0	570	0	570		
13	12	1	6	470	217	3	2	0	0	1	1	1	0	2	2	1	2	0	4	10	6	2	0	731	0	731		
14	13	3	5	626	177	5	1	1	2	1	2	0	1	0	0	1	0	1	8	9	2	0	1	846	0	846		
15	14M	0	6	399	211	2	1	0	0	0	0	2	1	0	0	0	0	0	3	1	0	0	0	626	0	626		
16	14AW	2	8	426	178	2	0	0	1	1	0	1	0	0	0	0	1	0	2	2	0	0	0	624	0	624		
17	15M	5	4	290	283	5	0	0	0	0	2	3	0	0	1	2	2	0	2	2	0	0	1	602	0	602		
18	15AW	1	1	343	227	4	0	1	0	1	0	1	0	2	0	0	6	1	0	1	0	2	1	592	0	592		
19	16	2	2	414	170	5	0	0	0	0	0	0	1	3	2	1	2	1	7	10	4	1	1	626	0	626		
20	17	4	6	520	398	1	0	1	0	1	0	0	0	1	1	1	3	0	2	0	3	0	1	943	0	943		
21	18	3	5	471	259	7	1	0	2	1	0	1	2	1	1	5	5	0	20	2	0	1	2	789	0	789		
22	19	0	7	369	375	9	2	0	2	0	1	0	3	2	2	3	3	1	1	1	0	1	0	782	0	782		
23	20	0	5	182	110	2	0	0	0	0	0	0	0	0	0	0	0	0	5	0	2	0	0	306	0	306		
24	21	0	8	641	310	35	0	0	0	2	2	1	0	1	2	0	3	2	5	1	1	0	0	1014	0	1014		
25	22	3	2	120	321	1	0	0	1	0	0	0	0	0	0	0	0	0	0	2	3	1	1	455	0	455		
26	23	1	2	275	271	5	0	0	0	0	0	1	0	1	1	0	1	0	2	3	1	1	1	566	0	566		
27	24	1	0	139	173	2	0	0	1	0	0	0	0	1	1	0	0	0	0	0	0	1	0	319	0	319		
28	25	1	2	284	377	2	0	0	0	0	0	1	0	1	1	2	4	1	4	3	1	0	0	684	0	684		
29	26	0	4	567	277	3	2	0	1	1	1	1	0	2	1	4	2	2	1	5	1	2	0	877	0	877		
30	27	3	12	655	261	4	2	2	0	3	0	0	1	1	1	0	3	3	3	11	5	2	2	974	0	974		
31	28	1	10	701	271	5	5	0	1	0	1	1	1	0	0	2	2	2	2	1	0	1	0	1007	0	1007		
32	29	4	18	592	351	2	2	0	1	4	1	3	0	0	1	0	2	1	2	0	2	0	2	988	0	988		
33	30	1	9	542	354	5	0	0	0	0	0	2	0	0	0	1	1	0	3	1	1	0	3	923	0	923		
34	31	3	16	622	209	2	2	0	0	0	0	0	0	1	2	1	2	0	3	3	1	0	0	867	0	867		
35	32	5	9	479	483	6	2	0	0	1	1	0	0	1	0	1	6	2	1	5	2	1	0	1005	0	1005		
36	33	1	13	504	288	1	3	1	1	0	0	1	0	2	0	0	1	0	3	3	2	0	4	828	0	828		
37	34	3	16	494	376	4	1	1	0	0	1	0	2	0	1	0	2	1	1	0	2	1	1	907	0	907		
38	35	3	14	394	269	5	1	0	1	0	1	0	0	0	0	0	2	0	2	2	0	1	2	697	0	697		
39	36	2	15	560	419	3	3	0	0	0	1	1	1	1	0	1	1	0	4	0	2	0	2	1016	0	1016		
40	37	0	9	355	191	1	1	0	0	0	1	1	0	0	0	0	0	0	1	0	0	0	1	561	0	561		
41	38	3	41	451	476	1	2	0	0	0	0	1	0	1	0	0	0	0	4	0	2	0	1	983	0	983		
42	39M	0	18	286	216	5	0	0	0	0	0	0	0	0	0	0	0	1	4	1	0	0	0	531	0	531		
43	39AW	1	8	286	247	1	2	0	0	0	1	0	0	0	1	0	1	0	1	3	1	1	0	554	0	554		







Total No. of Votes recorded at Polling Stations	620	1657	91590	70378	1015	223	86	113	102	97	107	172	228	203	321	516	171	961	700	592	153	198	170203	0	170203	
No. of votes recorded on Postal Ballot Papers	0	3	131	312	0	1	0	0	0	0	0	0	0	0	1	1	0	0	0	0	0	0	449	274	723	2
Total votes Polled	620	1660	91721	70690	1015	224	86	113	102	97	107	172	228	203	322	517	171	961	700	592	153	198	170652	274	170926	

 These Cells are transposed using the Function TRANSPOSE from ROUND 1 Sheet  
 These Cells are transposed using the Function TRANSPOSE from ROUND 2 Sheet  
 These Cells are transposed using the Function TRANSPOSE from ROUND 3 Sheet  
 These Cells are Formula Fields